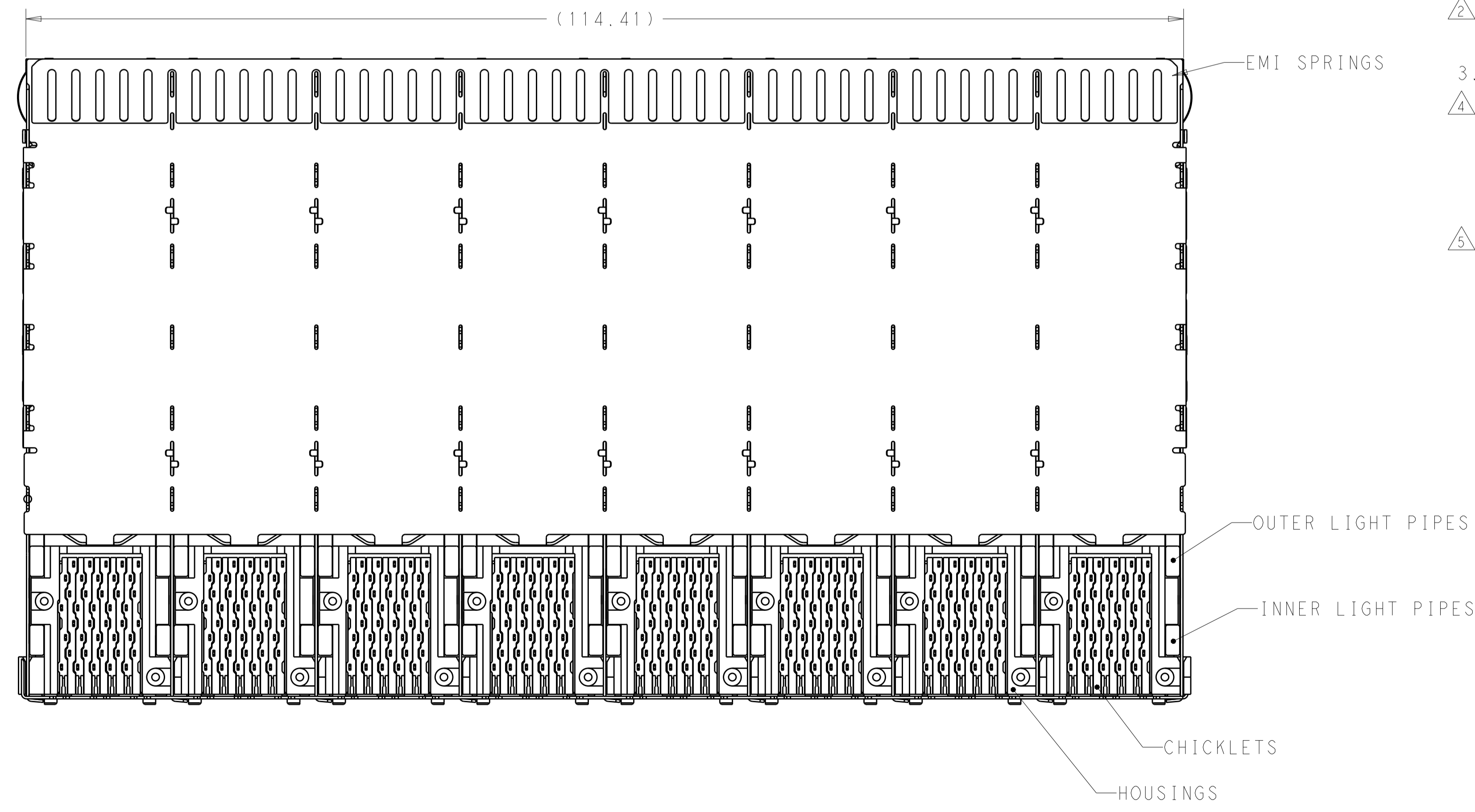
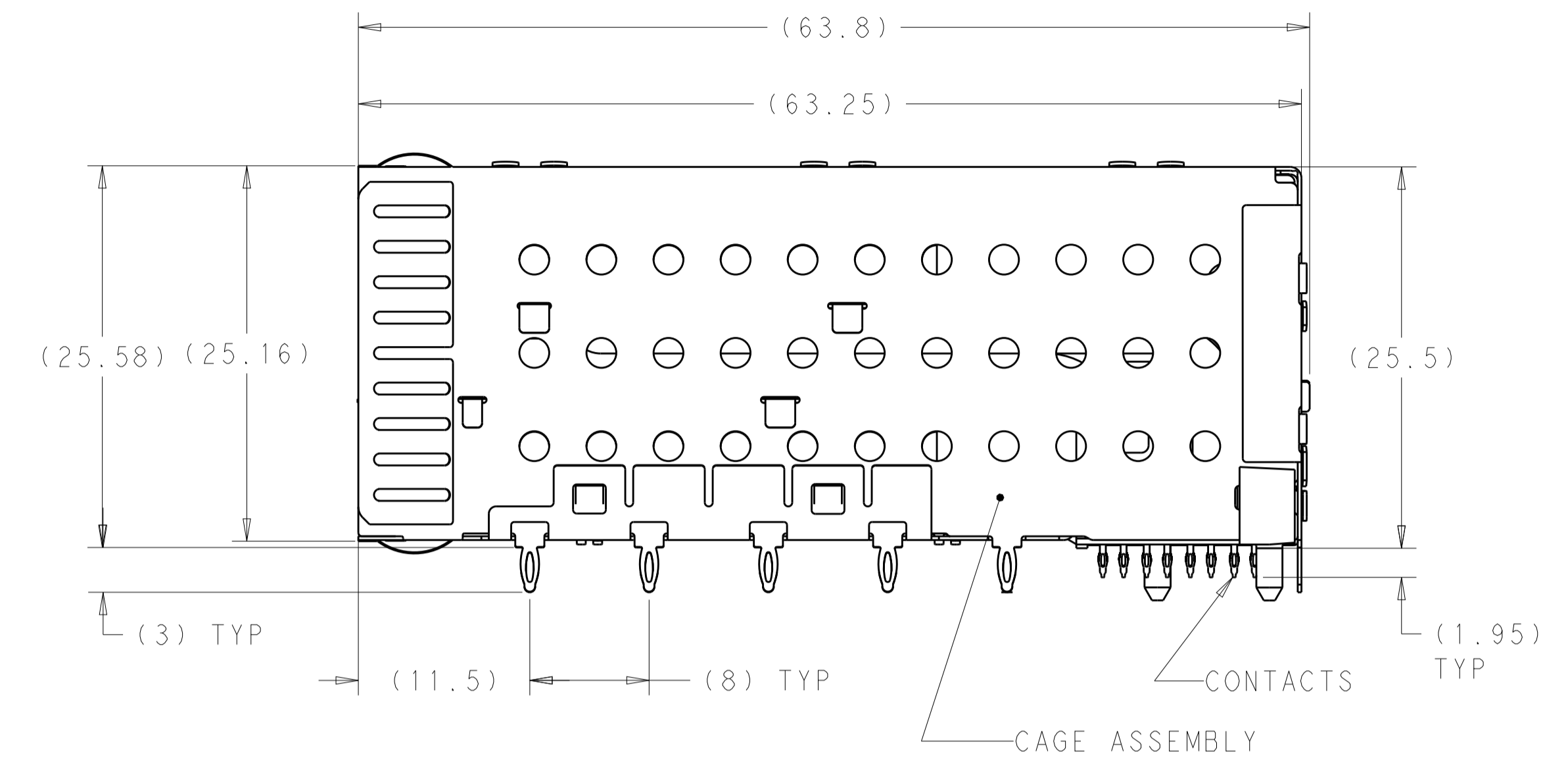
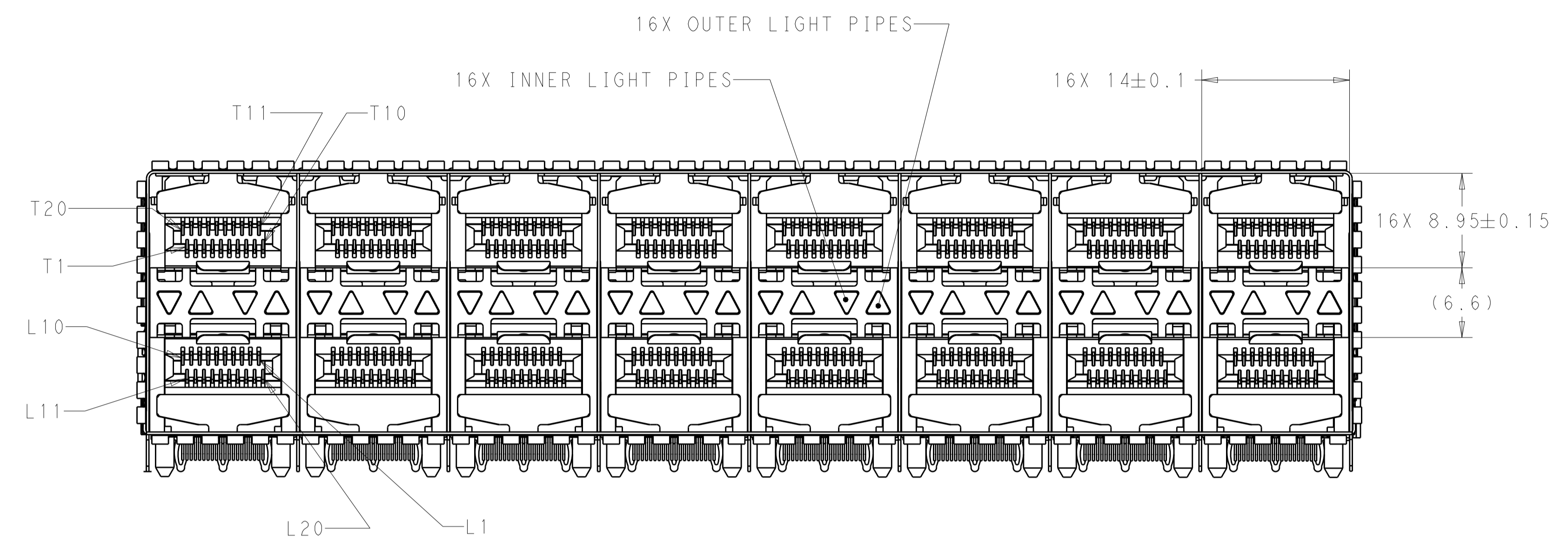


LOC	DIST	REVISIONS					
GP	00	P	LTN	DESCRIPTION	DATE	DWN	APVD
		B		REVISED PER ECO-15-017919	04APR2016	AP	RP



- ⚠ MATERIALS:
 CAGE ASSEMBLY- NICKEL SILVER ALLOY PER ASTM B 122.
 EMI SPRINGS- COPPER ALLOY.
 HOUSING- BLACK LCP, UL 94V-0 RATED.
 CHICKLET- BLACK LCP, UL 94V-0 RATED.
 LIGHT PIPE- POLYCARBONATE, CLEAR.
 CONTACT- COPPER ALLOY.
- ⚠ DATUM AND BASIC DIMENSIONS ESTABLISHED BY CUSTOMER.
- 3. MINIMUM PCB THICKNESS OF 1.5.
- ⚠ CONTACT FINISH- CONFORMS TO THE REQUIREMENTS OF TYCO ELECTRONICS PRODUCT SPECIFICATION 108-2331, BASED ON EIA/ECA-364-1000.01A, (CONTROLLED ENVIRONMENT APPLICATIONS) ON MATING INTERFACE, TIN-LEAD ON NEEDLE EYE.
- ⚠ CONTACT FINISH- CONFORMS TO THE REQUIREMENTS OF TYCO ELECTRONICS PRODUCT SPECIFICATION 108-2331, BASED ON EIA/ECA-364-1000.01A, (CONTROLLED ENVIRONMENT APPLICATIONS) ON MATING INTERFACE, TIN ON NEEDLE EYE.
- ⚠ FOR HOLE SIZE AND PLATINGS, SEE APPLICATION SPEC 114-13219.
- ⚠ THE ENTIRE AREA OF THE CONNECTOR FOOTPRINT, INDICATED BY THE DASHE LINE, TO BE CONSIDERED THE KEEPCUT AREA FOR COMPONENTS AND SIGNAL TRACES, TOP SIDE ONLY. TOP SIDE TRACES ALLOWED WITHIN CONNECTOR HOLE PATTERN.
- ⚠ LIGHT PIPE PAD LAYOUT IS FOR 0805 LOW PROFILE LED PACKAGE WITH A HEIGHT OF 0.8mm.
- ⚠ EMI SPRING FINISH: 0.8µm MINIMUM MATTE TIN OVER 0.8µm MINIMUM NICKEL, NONPLATED EDGES PERMISSIBLE.
- ⚠ ADDITIONAL COMPONENT LOCATED WITHIN LATCH PLATE FOR EMI SUPPRESSION.

YES	NO	ENHANCED EMI	FINISH	DESCRIPTION	PART NUMBER
YES	NO	ENHANCED EMI	FINISH	NO LIGHT PIPES	1-2149490-8
				OUTER 2 LIGHT PIPES	1-2149490-7
				INNER 2 LIGHT PIPES	1-2149490-6
NO	NO	ENHANCED EMI	FINISH	4 LIGHT PIPES	1-2149490-5
				NO LIGHT PIPES	2149490-8
				OUTER 2 LIGHT PIPES	2149490-7
NO	NO	ENHANCED EMI	FINISH	INNER 2 LIGHT PIPES	2149490-6
				4 LIGHT PIPES	2149490-5
				NO LIGHT PIPES	2149490-4
SUPERSEDED	NO	ENHANCED EMI	FINISH	OUTER 2 LIGHT PIPES	2149490-3
				INNER 2 LIGHT PIPES	2149490-2
				4 LIGHT PIPES	2149490-1

THIS DRAWING IS A CONTROLLED DOCUMENT. DIMENSIONING AND TOLERANCING PER ASME Y14.5M-2009.

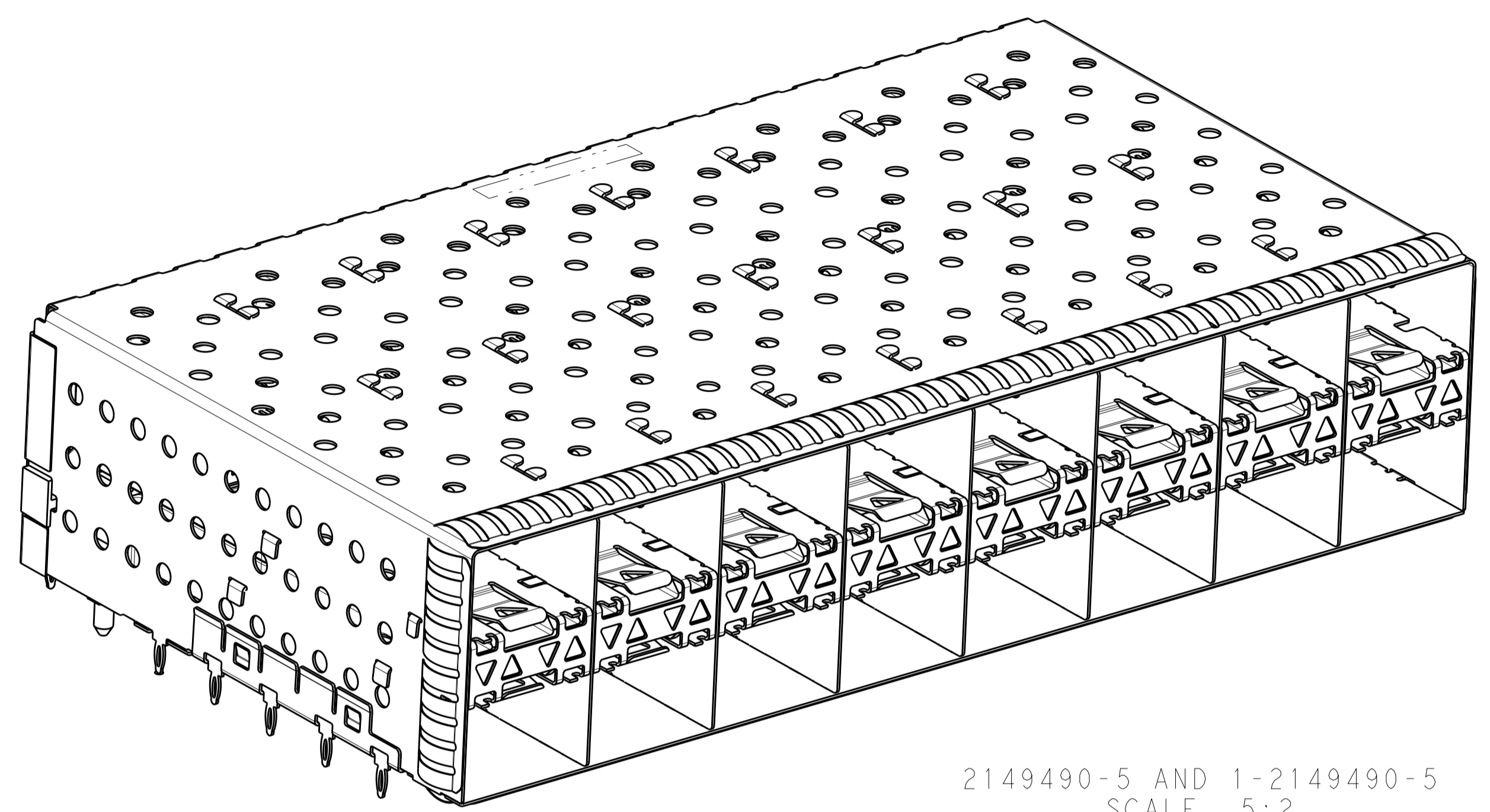
STE TE Connectivity

CAGE AND PT CONNECTOR ASSEMBLY, WITH EMI SPRINGS, PRESS FIT, 2X8, STACKED SFP+

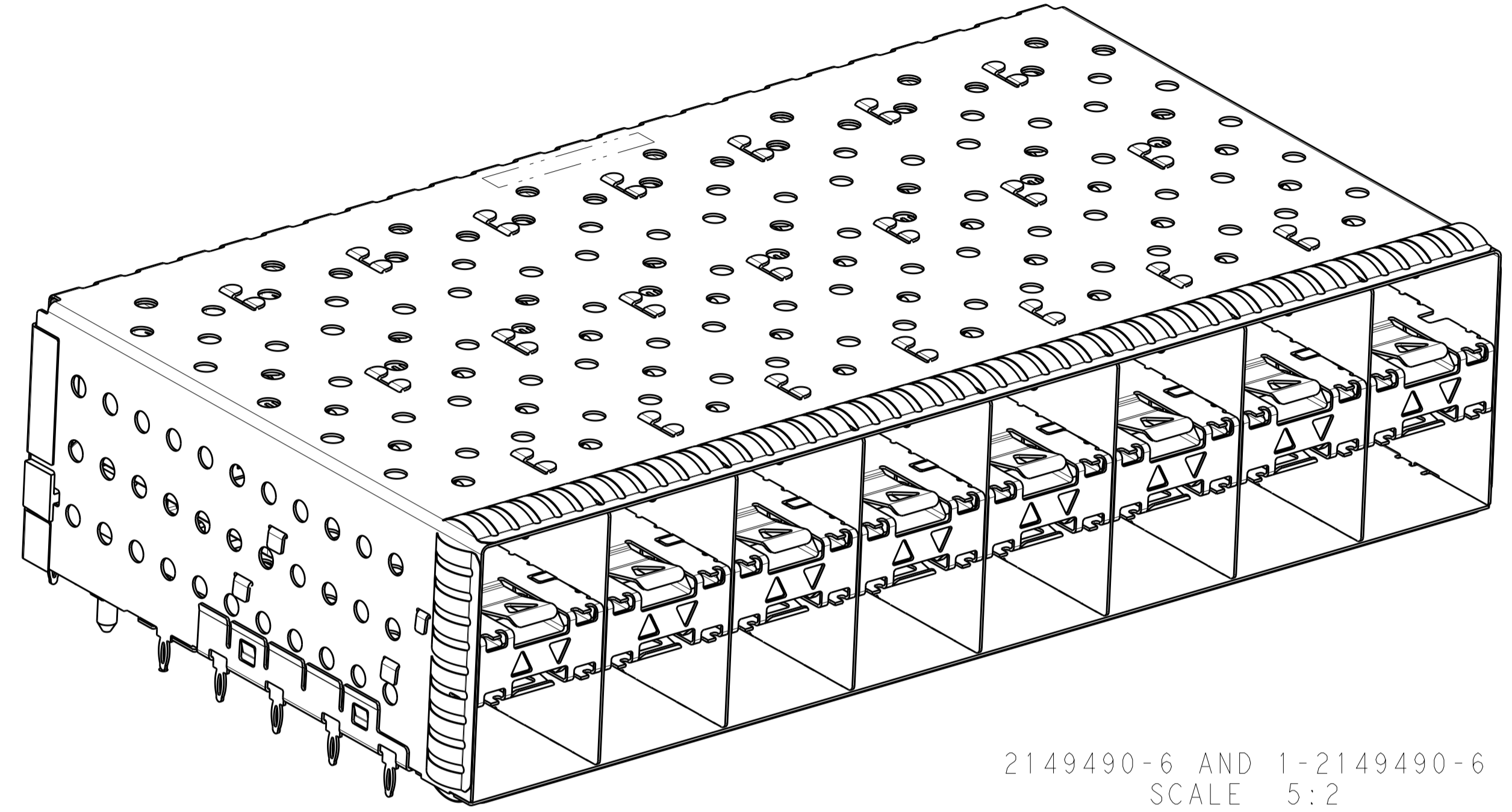
100779 ©=2149490

SCALE 3:1 SHEET 1 OF 4 REV B

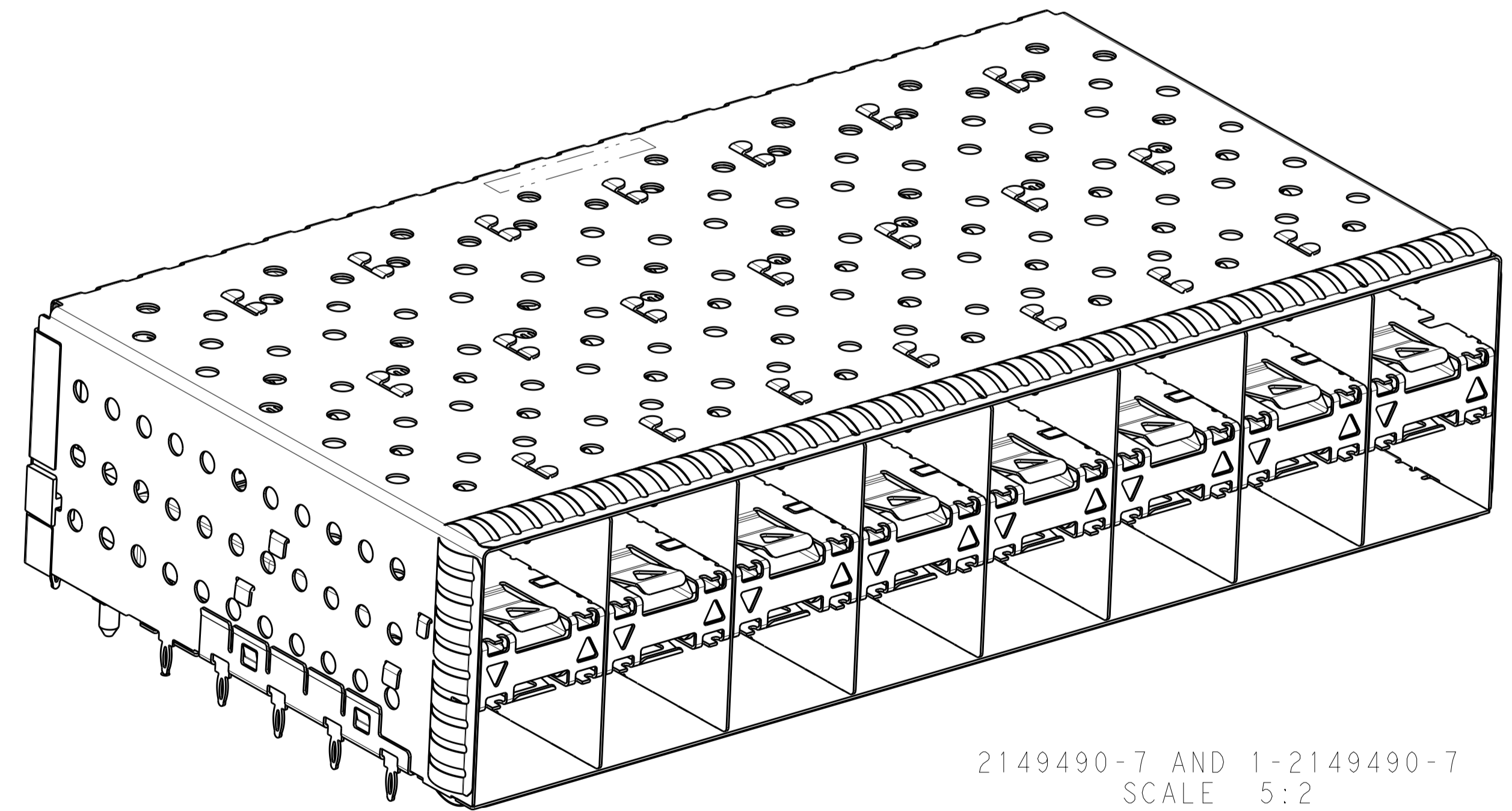
LOC		DIST		REVISIONS			
P	LTN	DESCRIPTION	DATE	DMN	APVD		
-	-	SEE SHEET 1	-	-	-		



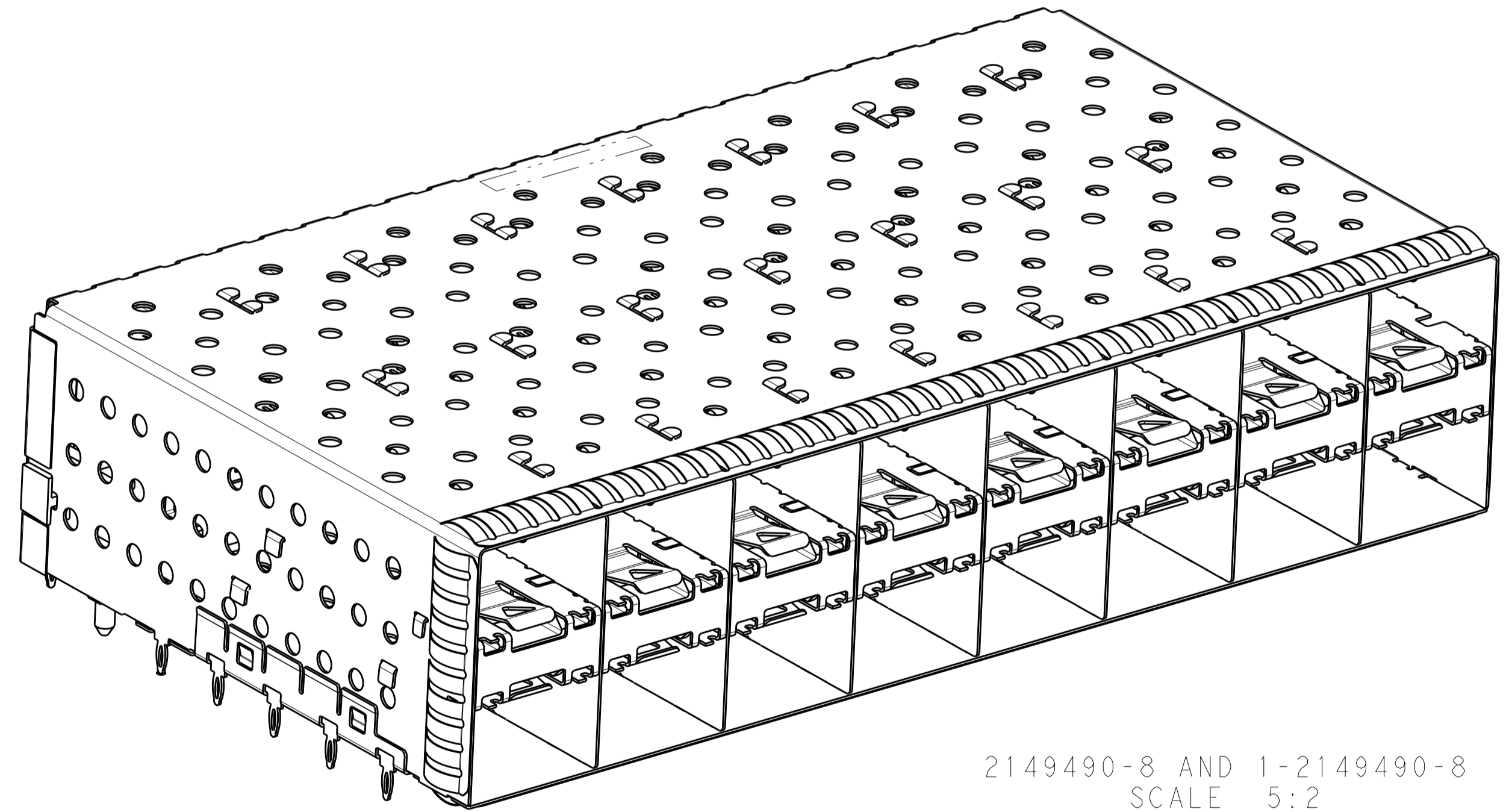
2149490-5 AND 1-2149490-5
 SCALE 5:2



2149490-6 AND 1-2149490-6
 SCALE 5:2



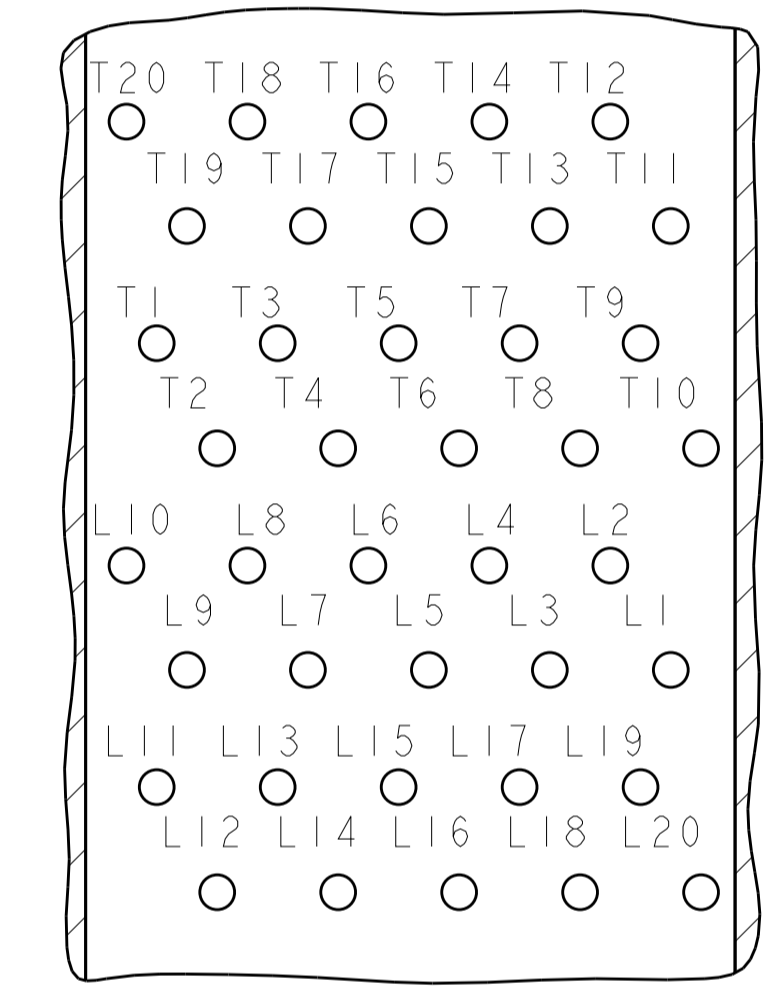
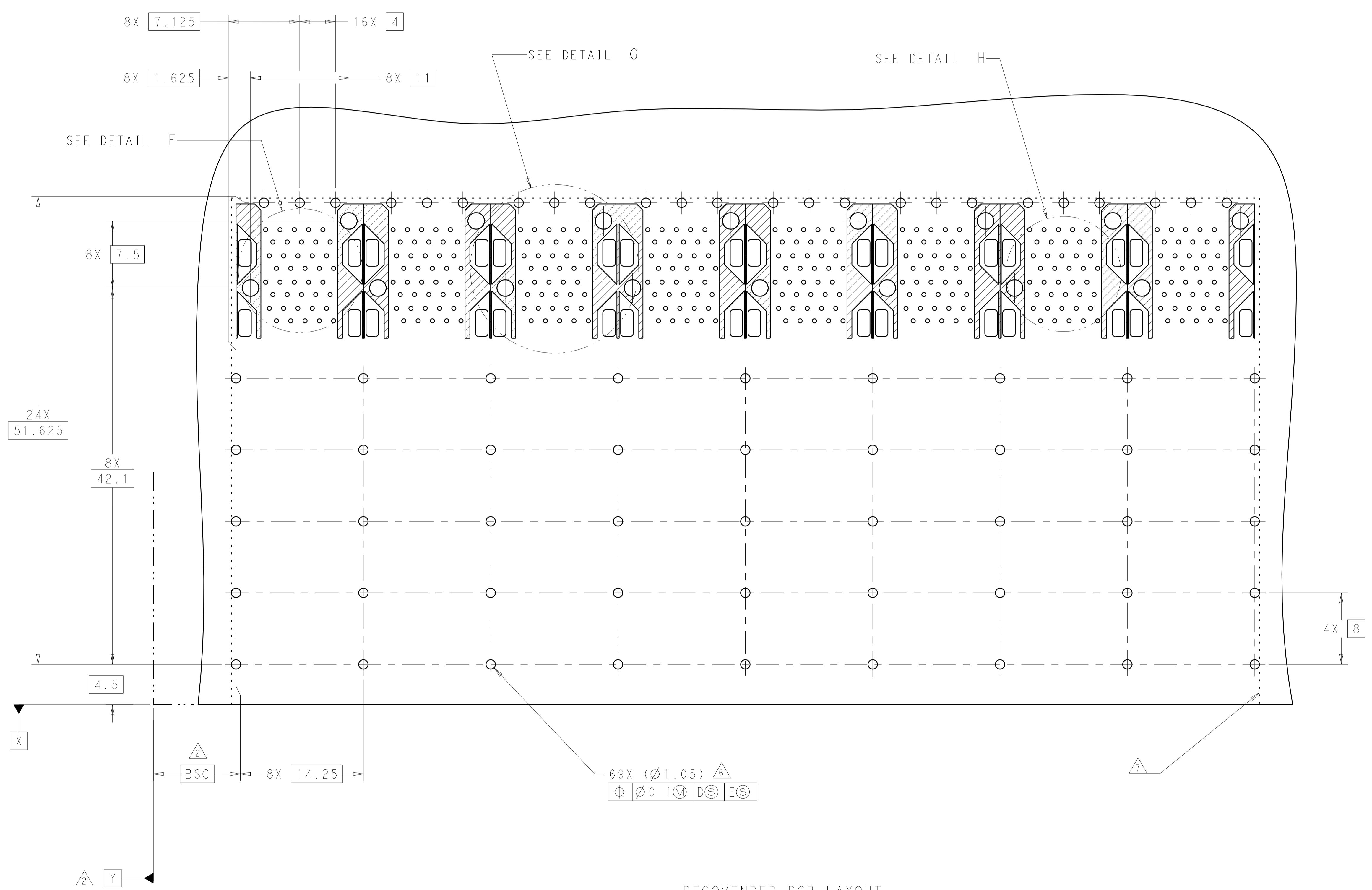
2149490-7 AND 1-2149490-7
 SCALE 5:2



2149490-8 AND 1-2149490-8
 SCALE 5:2

THIS DRAWING IS A CONTROLLED DOCUMENT. DIMENSIONING AND TOLERANCING PER ASME Y14.5M-2009		DMN C. VALENTINE 08OCT2010 CHK J. PETERSON 08OCT2010 APVD J. PETERSON 08OCT2010	TE Connectivity
DIMENSIONS: mm	TOLERANCES UNLESS OTHERWISE SPECIFIED: 0 PLC ± 1 PLC ±0.10 2 PLC ±0.10 3 PLC ±0.10 4 PLC ±0.10 ANGLES ±0.10	NAME CAGE AND PT CONNECTOR ASSEMBLY, WITH EMI SPRINGS, PRESS FIT, 2X8, STACKED SFP+	
MATERIAL FINISH	PRODUCT SPEC 108-2331 APPLICATION SPEC 114-13219 WEIGHT CUSTOMER DRAWING	SIZE CAGE CODE DRAWING NO A100779C=2149490	RESTRICTED TO SCALE 3:1 SHEET 2 OF 4 REV B

LOC	DIST	REVISIONS					
		P.	LTH	DESCRIPTION	DATE	DWN	APVD
		-	-	SEE SHEET 1	-	-	-

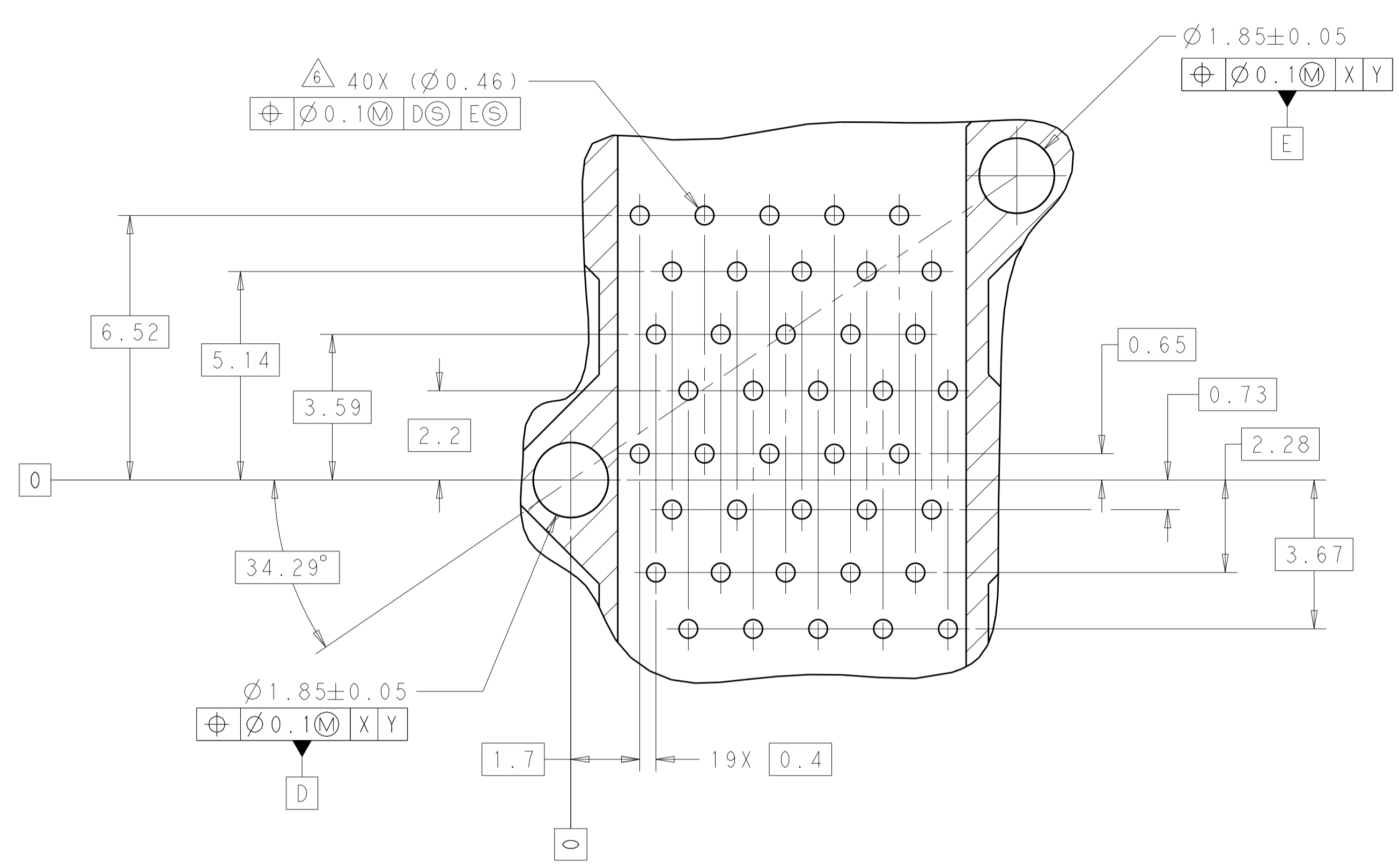


DETAIL H
 CONNECTOR PIN-OUT
 COMPONENT SIDE OF BOARD
 8X INDIVIDUALLY
 SCALE 10:1

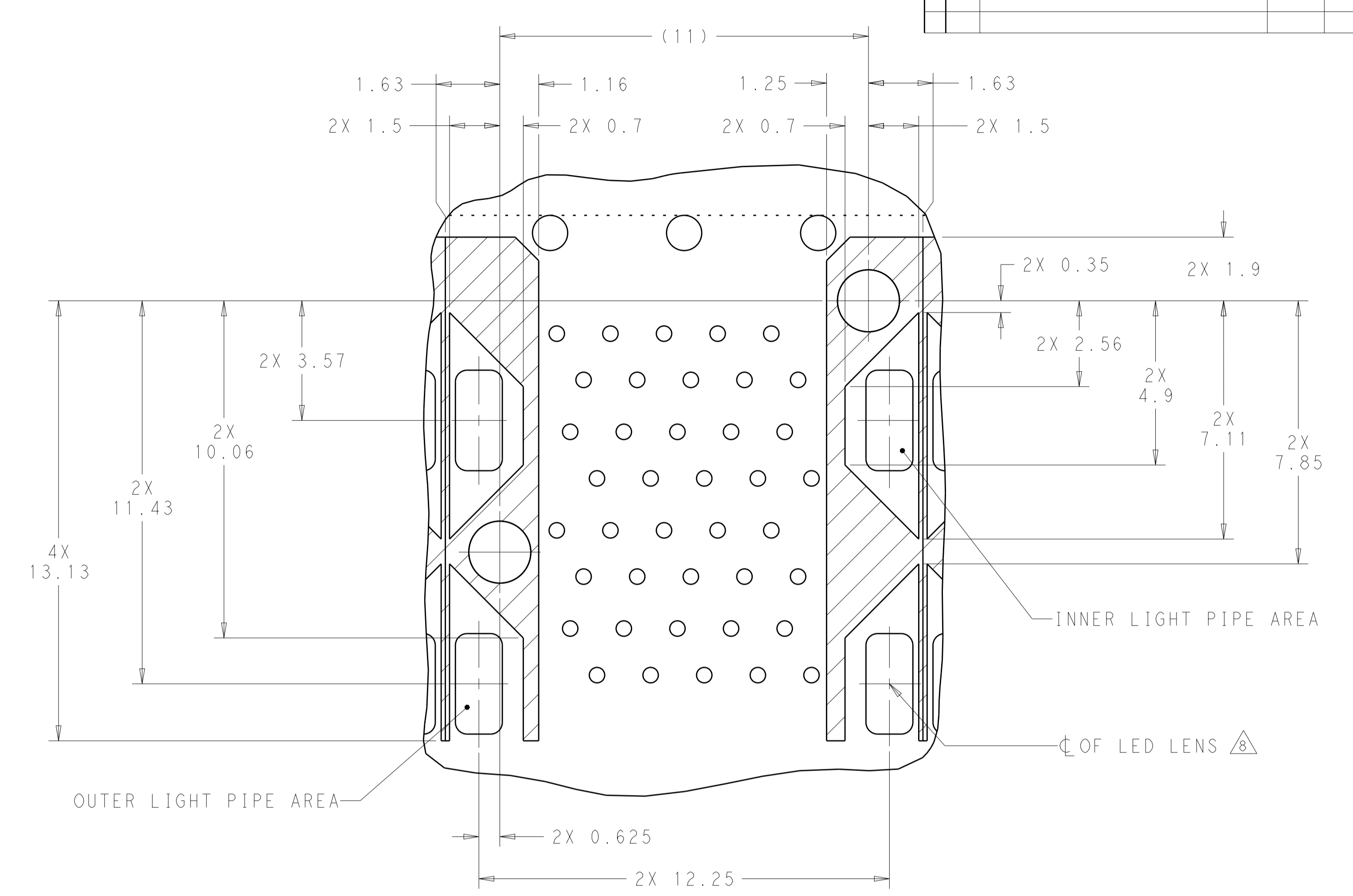
RECOMENDED PCB LAYOUT
 COMPONENT SIDE OF THE BOARD
 SCALE 4:1

THIS DRAWING IS A CONTROLLED DOCUMENT. DIMENSIONING AND TOLERANCING PER ASME Y14.5M-2009.		DWN C. VALENTINE 08OCT2010	TE Connectivity
DIMENSIONS: mm		CHK J. PETERSON 08OCT2010	
TOLERANCES UNLESS OTHERWISE SPECIFIED:		APVD J. PETERSON 08OCT2010	NAME CAGE AND PT CONNECTOR ASSEMBLY, WITH EMI SPRINGS, PRESS FIT, 2X8, STACKED SFP+
0 PLC ±.10 1 PLC ±0.10 2 PLC ±0.10 3 PLC ±0.10 4 PLC ±0.10 ANGLES ±.10 FINISH		PRODUCT SPEC 108-2331 APPLICATION SPEC 114-13219	
MATERIAL		WEIGHT	RESTRICTED TO
CUSTOMER DRAWING		SCALE 3:1	SHEET 3 OF 4 REV B

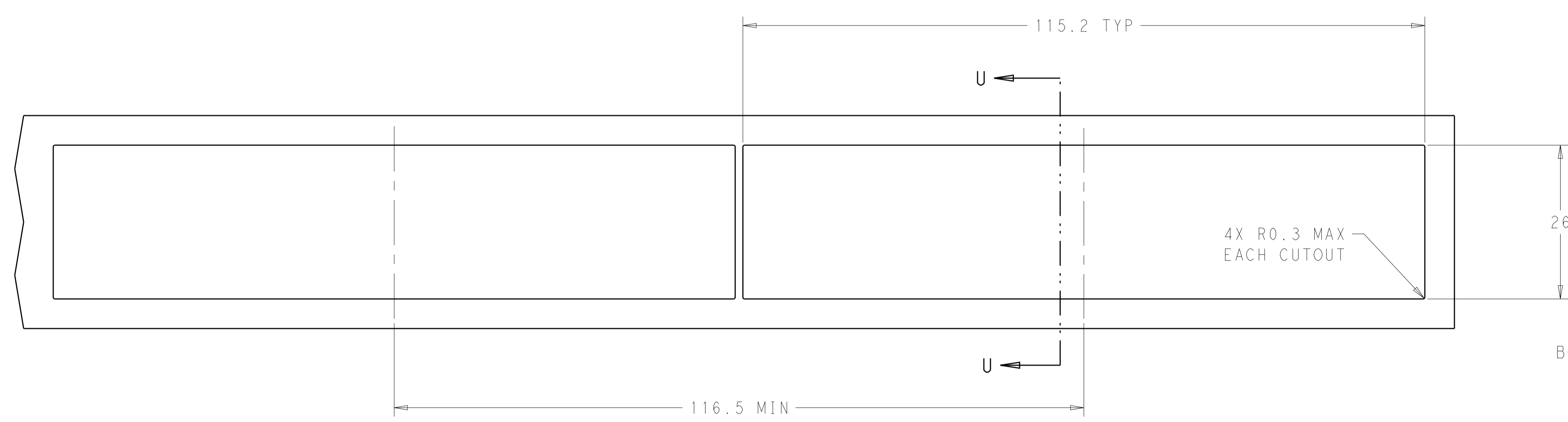
LOC	DIST	REVISIONS			
P	LTN	DESCRIPTION	DATE	DMN	APVD
-	-	SEE SHEET 1	-	-	-



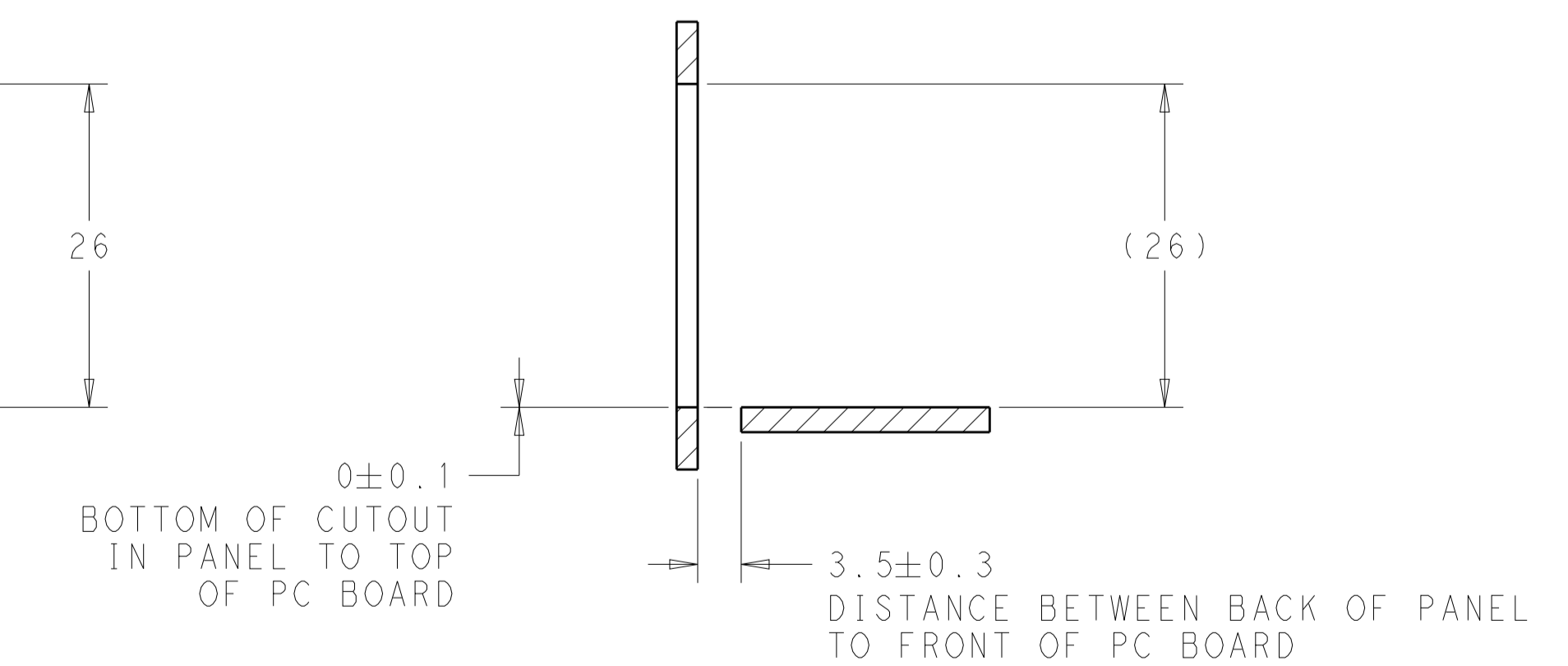
DETAIL F
 8X INDIVIDUALLY
 SCALE 10:1



DETAIL G
 CONNECTOR HOUSING
 KEEPOUT ZONE
 8X INDIVIDUALLY
 SCALE 10:1



RECOMMENDED PANEL CUTOUT
 AND PC BOARD, PANEL LAYOUT
 SCALE 2:1



SECTION U-U
 SCALE 2:1

THIS DRAWING IS A CONTROLLED DOCUMENT. DIMENSIONING AND TOLERANCING PER ASME Y14.5M-2009		DMN C. VALENTINE 08OCT2010	TE Connectivity
DIMENSIONS: mm		CHK J. PETERSON 08OCT2010	
TOLERANCES UNLESS OTHERWISE SPECIFIED:		APVD J. PETERSON 08OCT2010	NAME CAGE AND PT CONNECTOR ASSEMBLY, WITH EMI SPRINGS, PRESS FIT, 2X8, STACKED SFP+
0 PLC ±0.10 1 PLC ±0.10 2 PLC ±0.10 3 PLC ±0.10 4 PLC ±0.10 ANGLES ±0.10		PRODUCT SPEC 108-2331	
MATERIAL FINISH		APPLICATION SPEC 114-13219	SIZE CAGE CODE DRAWING NO A100779C=2149490
		WEIGHT CUSTOMER DRAWING	
		SCALE 3:1	SHEET 4 OF 4 REV B

Данный компонент на территории Российской Федерации

Вы можете приобрести в компании MosChip.

Для оперативного оформления запроса Вам необходимо перейти по данной ссылке:

<http://moschip.ru/get-element>

Вы можете разместить у нас заказ для любого Вашего проекта, будь то серийное производство или разработка единичного прибора.

В нашем ассортименте представлены ведущие мировые производители активных и пассивных электронных компонентов.

Нашей специализацией является поставка электронной компонентной базы двойного назначения, продукции таких производителей как XILINX, Intel (ex.ALTERA), Vicor, Microchip, Texas Instruments, Analog Devices, Mini-Circuits, Amphenol, Glenair.

Сотрудничество с глобальными дистрибьюторами электронных компонентов, предоставляет возможность заказывать и получать с международных складов практически любой перечень компонентов в оптимальные для Вас сроки.

На всех этапах разработки и производства наши партнеры могут получить квалифицированную поддержку опытных инженеров.

Система менеджмента качества компании отвечает требованиям в соответствии с ГОСТ Р ИСО 9001, ГОСТ РВ 0015-002 и ЭС РД 009

Офис по работе с юридическими лицами:

105318, г.Москва, ул.Щербаковская д.3, офис 1107, 1118, ДЦ «Щербаковский»

Телефон: +7 495 668-12-70 (многоканальный)

Факс: +7 495 668-12-70 (доб.304)

E-mail: info@moschip.ru

Skype отдела продаж:

moschip.ru

moschip.ru_4

moschip.ru_6

moschip.ru_9