


Small Signal Product

1W DO-41 Zener Voltage Regulators

FEATURES

- Zener voltage range 3.3 to 56Volts
- DO-41 package (JEDEC)
- Through-hole device type mounting
- Hermetically sealed glass
- Compression bonded construction
- All external surfaces are corrosion resistant and terminals are readily solderable
- Solder hot dip tin(Sn) lead finish
- Pb free and RoHS compliant




DO-41



MECHANICAL DATA

- Lead: Pure tin plated, lead free, solderable per MIL-STD-202, method 208 guaranteed
- Polarity: Color band denotes cathode
- High temperature soldering guaranteed: ' 260°C/10 s
- Weight: 0.270~0.290 grams
- Marking code: 1N47XXG for ± 5% Vz



Cathode

Anode

MAXIMUM RATINGS AND ELECTRICAL CHARACTERISTICS (T _A =25°C unless otherwise noted)			
PARAMETER	SYMBOL	VALUE	UNIT
Power Dissipation	P _D	1	W
Thermal Resistance Junction to Lead	R _{jl}	53.5	°C/W
Thermal Resistance Junction to Ambient	R _{ja}	100	°C/W
Operating Temperature Range	T _{OPR}	- 65 to + 200	°C
Storage Temperature Range	T _{STG}	- 65 to + 200	°C

Note: These ratings are limiting values above which the serviceability of the diode may be impaired

Small Signal Product
ELECTRICAL CHARACTERISTICS (Ratings at $T_A=25^\circ\text{C}$ ambient temperature unless otherwise specified)

 V_F Forward Voltage = 1.2 V Maximum @ $I_F = 200$ mA for all types

Device Type	$V_Z @ I_{ZT}$ (V) Typ.	I_{ZT} (mA)	$Z_{ZT} @ O_{ZK}$ (Ω) Max.	I_{ZK} (mA)	$Z_{ZK} @ I_{ZK}$ (Ω) Max.	$I_R @ V_R$ (μA) Max.	V_R (V)
1N4728G	3.3	76	10	1	400	100	1
1N4729G	3.6	69	10	1	400	100	1
1N4730G	3.9	64	9	1	400	50	1
1N4731G	4.3	58	9	1	400	10	1
1N4732G	4.7	53	8	1	500	10	1
1N4733G	5.1	49	7	1	550	10	1
1N4734G	5.6	45	5	1	600	10	2
1N4735G	6.2	41	2	1	700	10	3
1N4736G	6.8	37	3.5	1	700	10	4
1N4737G	7.5	34	4	0.5	700	10	5
1N4738G	8.2	31	4.5	0.5	700	10	6
1N4739G	9.1	28	5	0.5	700	10	7
1N4740G	10	25	7	0.25	700	10	7.6
1N4741G	11	23	8	0.25	700	5	8.4
1N4742G	12	21	9	0.25	700	5	9.1
1N4743G	13	19	10	0.25	700	5	9.9
1N4744G	15	17	14	0.25	700	5	11.4
1N4745G	16	15.5	16	0.25	700	5	12.2
1N4746G	18	14	20	0.25	700	5	13.7
1N4747G	20	12.5	22	0.25	750	5	15.2
1N4748G	22	11.5	23	0.25	750	5	16.7
1N4749G	24	10.5	25	0.25	750	5	18.2
1N4750G	27	9.5	35	0.25	750	5	20.6
1N4751G	30	8.5	40	0.25	1000	5	22.8
1N4752G	33	7.5	45	0.25	1000	5	25.1
1N4753G	36	7	50	0.25	1000	5	27.4
1N4754G	39	6.5	60	0.25	1000	5	29.7
1N4755G	43	6	70	0.25	1500	5	32.7
1N4756G	47	5.5	80	0.25	1500	5	35.8
1N4757G	51	5	95	0.25	1500	5	38.8
1N4758G	56	4.5	110	0.25	2000	5	42.6

 Notes : 1. TOLERANCE AND TYPE NUMBER DESIGNATION (V_Z)

 The type numbers listed have a standard tolerance on the nominal zener voltage of $\pm 5\%$.

2. SPECIAL AVAILABLE INCLUDE

Nominal zener voltages shown and tighter voltage, for detailed information on price, availability and delivery, contact your nearest Taiwan Semiconductor representative.

 3. ZENER VOLTAGE (V_Z) MEASUREMENT

 The zener voltage (V_Z) is tested under pulse condition. The measured V_Z is guaranteed to be within specification with device junction in thermal equilibrium.

 4. ZENER IMPEDANCE (Z_Z) DERIVATION

 The zener impedance is derived from the 60-cycle ac voltage, which results when an ac current having an RMS value equal to 10% of the dc zener current (I_{ZT} or I_{ZK}) is superimposed to I_{ZT} or I_{ZK} .

Small Signal Product
ORDERING INFORMATION

PART NO.	PACKING CODE	GREEN COMPOUND CODE	PACKAGE	PACKING
1N47xxG (Note1,2)	R0	G	DO-41	5K / 14" Reel
	A0	G	DO-41	3K / BOX (Ammo)

Note 1: "xx" is Device Code from "28" through "58"

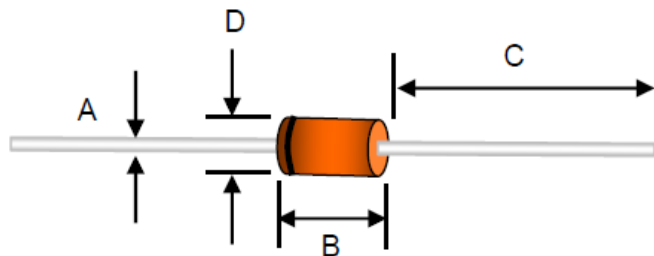
Note 2: Whole series with green compound.

EXAMPLE

PREFERRED PART NO.	PART NO.	PACKING CODE	PACKING CODE SUFFIX	DESCRIPTION
1N4728G R0G	1N4728G	R0	G	Green compound

Small Signal Product

PACKAGE OUTLINE DIMENSIONS
DO-41



DIM.	Unit (mm)		Unit (inch)	
	Min	Max	Min	Max
A	0.50	0.90	0.020	0.035
B	3.50	5.20	0.138	0.205
C	22.00	--	0.866	--
D	1.80	2.80	0.071	0.110

MARKING DIAGRAM



Small Signal Product**Notice**

Specifications of the products displayed herein are subject to change without notice. TSC or anyone on its behalf, assumes no responsibility or liability for any errors inaccuracies.

Information contained herein is intended to provide a product description only. No license, express or implied, to any intellectual property rights is granted by this document. Except as provided in TSC's terms and conditions of sale for such products, TSC assumes no liability whatsoever, and disclaims any express or implied warranty, relating to sale and/or use of TSC products including liability or warranties relating to fitness for a particular purpose, merchantability, or infringement of any patent, copyright, or other intellectual property right.

The products shown herein are not designed for use in medical, life-saving, or life-sustaining applications. Customers using or selling these products for use in such applications do so at their own risk and agree to fully indemnify TSC for any damages resulting from such improper use or sale.

Данный компонент на территории Российской Федерации

Вы можете приобрести в компании MosChip.

Для оперативного оформления запроса Вам необходимо перейти по данной ссылке:

<http://moschip.ru/get-element>

Вы можете разместить у нас заказ для любого Вашего проекта, будь то серийное производство или разработка единичного прибора.

В нашем ассортименте представлены ведущие мировые производители активных и пассивных электронных компонентов.

Нашей специализацией является поставка электронной компонентной базы двойного назначения, продукции таких производителей как XILINX, Intel (ex.ALTERA), Vicor, Microchip, Texas Instruments, Analog Devices, Mini-Circuits, Amphenol, Glenair.

Сотрудничество с глобальными дистрибьюторами электронных компонентов, предоставляет возможность заказывать и получать с международных складов практически любой перечень компонентов в оптимальные для Вас сроки.

На всех этапах разработки и производства наши партнеры могут получить квалифицированную поддержку опытных инженеров.

Система менеджмента качества компании отвечает требованиям в соответствии с ГОСТ Р ИСО 9001, ГОСТ РВ 0015-002 и ЭС РД 009

Офис по работе с юридическими лицами:

105318, г.Москва, ул.Щербаковская д.3, офис 1107, 1118, ДЦ «Щербаковский»

Телефон: +7 495 668-12-70 (многоканальный)

Факс: +7 495 668-12-70 (доб.304)

E-mail: info@moschip.ru

Skype отдела продаж:

moschip.ru

moschip.ru_4

moschip.ru_6

moschip.ru_9