


# Data Sheet

## P1E

### Oxygen Service Pressure Sensor



#### Main Features

|                       |  |
|-----------------------|--|
| Pressure Ranges       | 10 bar up to 400 bar (gage)*                   |
| Electrical Connection | M12 - 4 Pole, 18mm connector, 9.4mm connector* |
| Pressure Connection   | G1/4A DIN 3852-A*                              |
| Housing Material      | 304 Stainless Steel (1.4301)                   |
| Output Signal         | 4 - 20 mA*                                     |

\* for more options see How to Order

#### Attributes

- Hermetically Sealed Compact & Light-weight
- Cleanliness in Accordance with ISO 15001
- Wetted Parts Free of Oil and Greas
- Resistant to Chemical Attack
- Superior Long-Term Stability & Repeatability
- No Internal Seal

#### Typical Applications

- Medical Air Plant Sector
- Medical Gas Control Systems.
- Medical Gas Control Manifolds.
- Medical Gas Storage.
- Delivery systems
- Nitrogen and Oxygen Plants

#### Description

Specially designed for oxygen service, supply and transport applications Kavlico's P1E pressure sensor apply ISO15001 cleaning procedures and are delivered with a protection cap on the thread in an individual hermetically sealed packaging. P1E sensors are approved to be used in medical gas service applications such as breathing oxygen and high pressure oxygen service and distribution applications.

The sensor offers a compact, low weight and a hermetically sealed design that incorporates Kavlico's thin film strain gauge technology in a 304 stainless steel housing. Due to the hermetically sealed design the sense element is impervious to almost any media, and does not require an internal seal. The robust design ensures high repeatability and long term stability. P1E sensors are designed for a wide range of liquid and gaseous media and a wide temperature range from -30° C to +100°C (media to 120°C). To ensure a world-wide usage the sensor is cULus listed and CE certified.

## Technical Specifications

### Pressure Ranges

|                |            |     |     |     |     |      |      |
|----------------|------------|-----|-----|-----|-----|------|------|
| from 0 to ...  | bar (gage) | 10  | 16  | 25  | 100 | 250  | 400  |
| Proof pressure | bar (gage) | 20  | 32  | 50  | 200 | 375  | 600  |
| Burst pressure | bar (gage) | 100 | 160 | 200 | 600 | 1000 | 1600 |

### Physical

|                           |  |
|---------------------------|--|
| Operating Life Cycle      | min. 10 million full pressure cycles over the full range                   |
| Vibration Resistance      | IEC 60068-2-64 (RANDOM) 20 PSD   |
| Shock Resistance          | 25 g minimum according to DIN EN 60068-2-27                                |
| Drop Test                 | 1 meter drop on concrete as per SAE J1455 / DIN EN 60068-2-3-1             |
| Weight                    | Approx. 50 grams (without mating connector)                                |
| Ingress Protection        | IP 65 or IP67 - depending on electrical connector                          |
| Medium Temperature        | -30°C to + 120°C   |
| Environmental Temperature | -30°C to + 100°C   |
| Storage Temperature       | -30°C to + 100°C   |
| Media                     | All class II fluids and gases compatible with stainless steel 304 (1.4301) |

### Performance

|                             |   |
|-----------------------------|---|
| Accuracy <sup>*1</sup>      | ≤ 0.5 % of span <sup>*3</sup>                               |
| Non-linearity <sup>*2</sup> | 0.2 % of span <sup>*3</sup>                                 |
| Non-repeatability           | 0.1 % of span   |
| 1-year stability            | 0.2 % of span   |
| Temp. Coefficients - Zero   | 0.2 % of span / 10 K within temperature range 0°C to + 80°C |
| Temp. Coefficients - Span   | 0.2 % of span / 10 K within temperature range 0°C to + 80°C |

<sup>\*1</sup> Including non-linearity, hysteresis, non-repeatability, zero point and full scale error (corresponds to error of measurement per IEC 61298-2). Adjusted in vertical mounting position with pressure port down.

<sup>\*2</sup> BFSL according to IEC 61298-2 reference conditions to EN 61298-1

<sup>\*3</sup> Others on request

---

## Electrical

---

|                             |   |
|-----------------------------|---|
| Output Signal               | 4...20 mA   |
| Operating Supply Signal     | 8-30 VDC  |
| Power Consumption           | ≤ 600 mW  |
| Oversvoltage Protection     | min. 33 VDC   |
| Short-circuit Proofness     | not applicable  |
| Insulation Voltage          | 500 VDC   |
| Reverse Polarity Protection | Yes <sup>*4</sup>   |
| Load                        | ≤ (Vsup-8 VDC)/(0.02 A) [Ω]   |
| Response Time               | ≤ 2 ms max. to 63% of full scale pressure with step change on input |

<sup>\*4</sup> for min. 10 seconds on assigned pins

---

## Approvals & Certificates

---

|                           |   |
|---------------------------|---|
| CE Compliance             | Pressure equipment directive 97/23/EC<br>EMC directive 2004/108/EEC, EN 61 326 Emission (Group 1, Class B)<br>and Immunity (industrial locations), EMI, ESD protected |
| Cleanliness specification | In accordance with ISO 15001  |
| ROHS                      | 2011/65/EU ROHS Directive   |

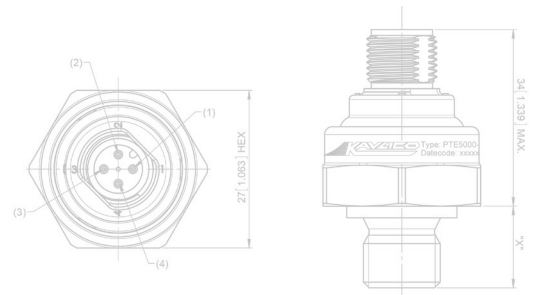
## Dimensions

### Pressure Sensor with Electrical Connection

Dimensions in mm [Inch]

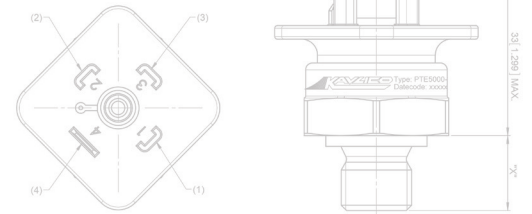
#### M12 Pin Call Outs

| Output  | Pin 1 | Pin 2 | Pin 3 | Pin 4 |
|---------|-------|-------|-------|-------|
| 4-20 mA | Vsup  | ...   | lout  | ...   |



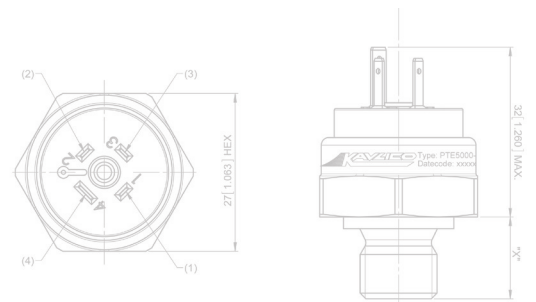
#### 18 mm Pin Call Outs

| Output  | Pin 1 | Pin 2 | Pin 3 | Pin 4 |
|---------|-------|-------|-------|-------|
| 4-20 mA | Vsup  | lout  | ...   | ...   |



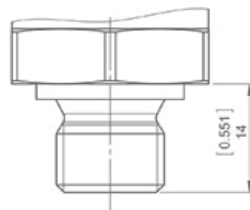
#### 9.4 mm Pin Call Outs

| Output  | Pin 1 | Pin 2 | Pin 3 | Pin 4 |
|---------|-------|-------|-------|-------|
| 4-20 mA | Vsup  | lout  | ...   | ...   |



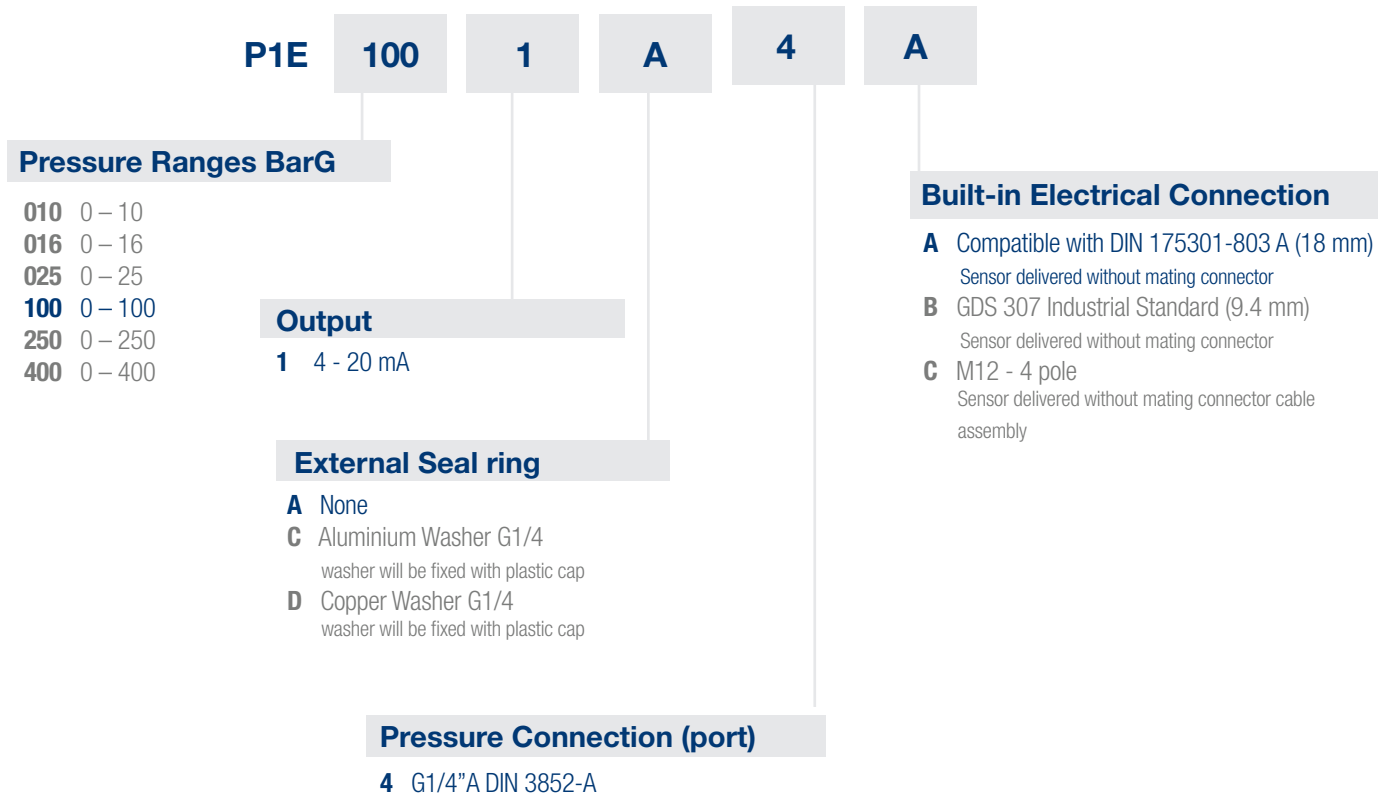
### Pressure Connections and Recommended Installation Torque

Dimensions in mm [Inch]



|        |                  |
|--------|------------------|
| Name   | G1/4A DIN 3852-A |
| Thread | External         |
| Torque | 20 Nm            |

## How to Order



### Example:

P1E-100-1-A-4-A

### Description:

P1E Sensor, 0 - 100 bar Gage, 4...20 mA Electrical Output, no external seal ring, G1/4" A DIN 3582-A Pressure Connection, with Built-in Connector Compatible with DIN175301-803 A (18mm)



Before installation and operation, ensure that the appropriate pressure sensor has been selected in terms of pressure range, design and specific measuring conditions. Non-compliance can result in serious injury and/or damage to the equipment.

**Warning:** The product information contained in this catalogue is given purely as information and does not constitute a representation, warranty or any form of contractual commitment. Kavlico reserve the right to modify their products without notice. It is imperative that we should be consulted over any particular use or application of our products and it is the responsibility of the buyer to establish, particularly through all the appropriate tests, that the product is suitable for the use or application. Under no circumstances will our warranty apply, nor shall we be held responsible for any application (such as any modification, addition, deletion, use in conjunction with other electrical or electronic components, circuits or assemblies, or any other unsuitable material or substance) which has not been expressly agreed by us prior to the sale of our products.

- Manufacturing Facility
- Commercial Office



## Contact Information

### North America

Custom Sensors & Technologies (CST)  
235 E. Main St., Suite 102A  
Northville, MI 48167, USA  
Phone: +1 (248) 465-0815  
Fax: +1 (248) 465-0810  
E-mail: pressure.sensors@kavlico.com

### India

Custom Sensors & Technologies (CST)  
Trident Tower, No. 23, 4th Floor, 100 Feet Road  
Ashoka Pillar Road, 2nd Block, Jaydnagar  
Bangalore - 560011, India  
Phone: +91 80 4113-2204/05  
Fax: +91 80 4113-2206  
E-mail: india@cstsensors.com

### Europe

Custom Sensors & Technologies (CST)  
Potsdamer Strasse 14  
32423 Minden, Germany  
Phone: +49 571 3859-0  
Fax: +49 571 3859-119  
E-mail: info@kavlico.de

### South Korea

Custom Sensors & Technologies (CST)  
14F, Kbiz DMC Tower, 189,  
Seongam-ro, Mapo-gu,  
Seoul, Korea 121-904  
Phone: +82 2 2629-8312  
Fax: +82 2 2629-8310  
E-mail: korea@cstsensors.com

### China

Custom Sensors & Technologies (CST)  
11th Floor, Chang Feng  
International Tower, 89  
Yunling Road (east), Putuo District  
Shanghai - 200062, China  
Phone: +86 (21) 8025 7166  
Fax: +86 (21) 6107 1771  
E-mail: china@cstsensors.com

### East Asia & Pacific Countries

Custom Sensors & Technologies (CST)  
10/F, Wharf T&T Centre, Harbour City,  
7 Canton Road, Tsim Sha Tsui,  
Kowloon, HONG KONG  
Phone: +852 3960 6473  
Fax: +852 3669 7111  
E-mail: eap@cstsensors.com

## Данный компонент на территории Российской Федерации

**Вы можете приобрести в компании MosChip.**

Для оперативного оформления запроса Вам необходимо перейти по данной ссылке:

<http://moschip.ru/get-element>

Вы можете разместить у нас заказ для любого Вашего проекта, будь то серийное производство или разработка единичного прибора.

В нашем ассортименте представлены ведущие мировые производители активных и пассивных электронных компонентов.

Нашей специализацией является поставка электронной компонентной базы двойного назначения, продукции таких производителей как XILINX, Intel (ex.ALTERA), Vicor, Microchip, Texas Instruments, Analog Devices, Mini-Circuits, Amphenol, Glenair.

Сотрудничество с глобальными дистрибьюторами электронных компонентов, предоставляет возможность заказывать и получать с международных складов практически любой перечень компонентов в оптимальные для Вас сроки.

На всех этапах разработки и производства наши партнеры могут получить квалифицированную поддержку опытных инженеров.

Система менеджмента качества компании отвечает требованиям в соответствии с ГОСТ Р ИСО 9001, ГОСТ РВ 0015-002 и ЭС РД 009

### Офис по работе с юридическими лицами:

105318, г.Москва, ул.Щербаковская д.3, офис 1107, 1118, ДЦ «Щербаковский»

Телефон: +7 495 668-12-70 (многоканальный)

Факс: +7 495 668-12-70 (доб.304)

E-mail: [info@moschip.ru](mailto:info@moschip.ru)

Skype отдела продаж:

moschip.ru

moschip.ru\_4

moschip.ru\_6

moschip.ru\_9