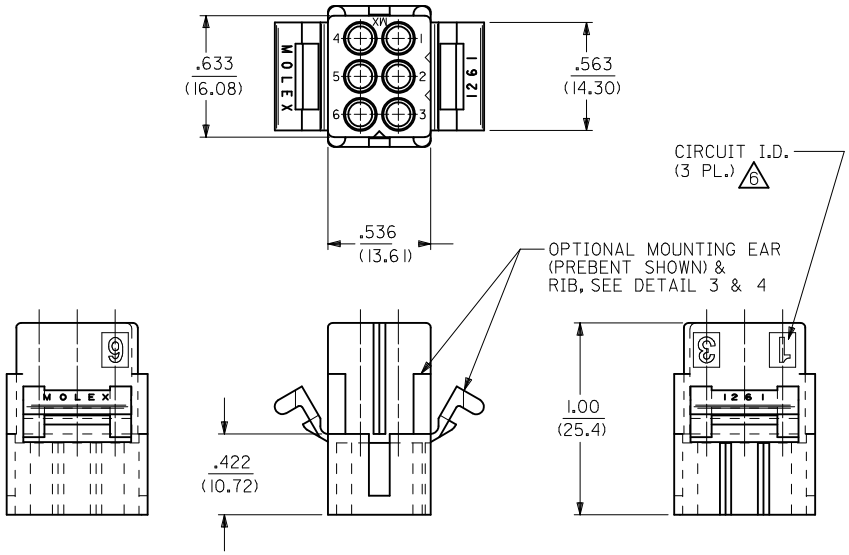

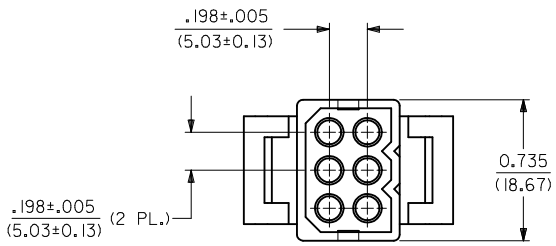

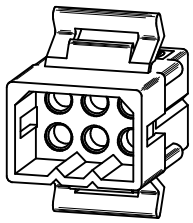

PLUG

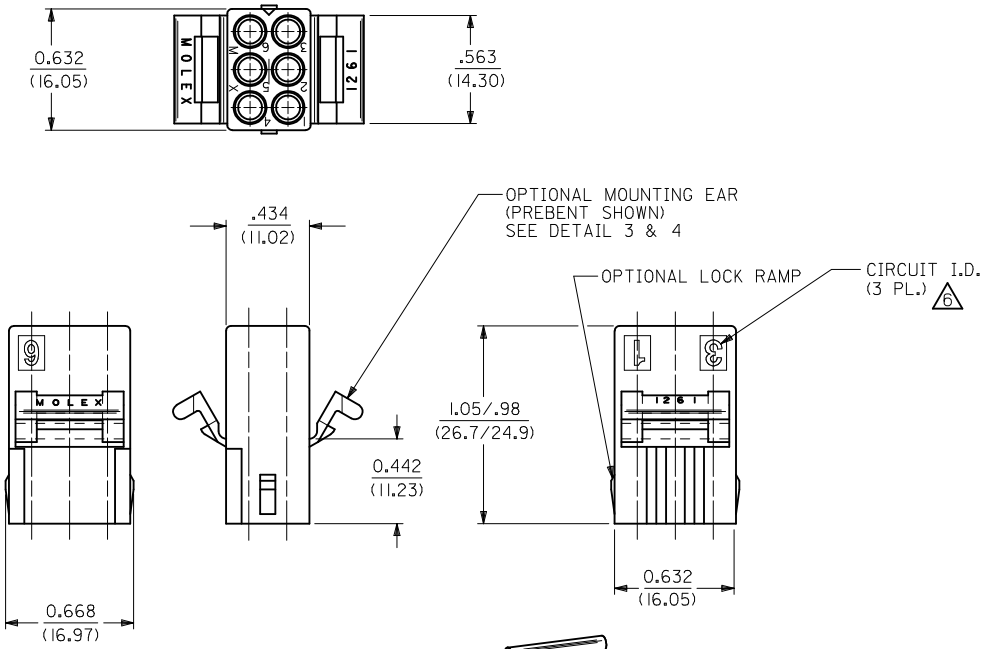

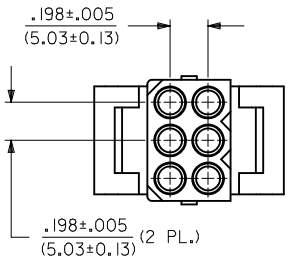

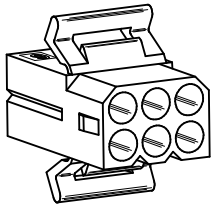

RECEPTACLE

UPDATE REV. LEVEL			
EC NO: UCP2011-1525	2010/11/23		
DRWN:AELHAG	2010/11/24		
CHKD:JBELL	2010/12/03		
APPR:FSMITH		DESCRIPTION	
X4		REV	

QUALITY SYMBOLS: ▼=0, (C)=0

GENERAL TOLERANCES (UNLESS SPECIFIED)

	mm	INCH
4 PLACES	± ---	± ---
3 PLACES	± ---	± .007
2 PLACES	± 0.18	± 0.10
1 PLACE	± 0.25	± ---
ANGULAR ± 2 °		

DRAFT WHERE APPLICABLE MUST REMAIN WITHIN DIMENSIONS

DIMENSION STYLE: IN/MM	SCALE: 2:1	DESIGN UNITS: INCH	THIRD ANGLE PROJECTION
DRAWN BY: AELHAG	DATE: 2010/11/23	TITLE: .093/(2.36) HOUSING, PLUG AND RECEPTACLE, 6 CKT., .198/(5.03)CTRS.	
CHECKED BY: JBELL	DATE: 2010/11/24		
APPROVED BY: FSMITH	DATE: 2010/12/03	molex MOLEX INCORPORATED	
MATERIAL NO.: SEE CHART		DOCUMENT NO.: SD-1261-*	SHEET NO.: 1 OF 2
SIZE: C		THIS DRAWING CONTAINS INFORMATION THAT IS PROPRIETARY TO MOLEX INCORPORATED AND SHOULD NOT BE USED WITHOUT WRITTEN PERMISSION	

PLUG	
PART NO.	ENG. NO.
03-09-2061	1261-P △7
23-09-2061	1261-P-100
03-09-2062	1261-P1
23-09-2062	1261-P1-100
03-09-7061	1261-PBK △7
03-09-7062	1261-P1BK
27-09-2093	1261-P1-200

RECEPTACLE	
PART NO.	ENG. NO.
03-09-1061	1261-R
23-09-1061	1261-R-100
03-09-1062	1261-R1
23-09-1062	1261-R1-100
03-09-1063	1261-R2
23-09-1063	1261-R2-100
03-09-1064	1261-R3
27-09-1063	1261-R2-200
03-09-6064	1261-R3BK
03-09-6063	1261-R2BK
03-09-6062	1261-R1BK
03-09-6061	1261-RBK

LEGEND: PLUG

1261-P***-***

P = PLUG

BLANK = PLUG WITH PREBENT MOUNTING EARS

1 = PLUG WITHOUT MOUNTING EARS

COLOR: BLANK=NATURAL COLOR

AM=AMBER BK=BLACK BU=BLUE

BN=BROWN GY=GRAY GN=GREEN

OR=ORANGE RD=RED YW=YELLOW

MATERIAL: BLANK = NYLON 6/6, U.L. 94V-2

100 = POLYPROPYLENE, U.L. 94V-0

200 = NYLON 6/6, U.L. 94V-0, RED

LEGEND: RECEPTACLE

1261-R***-***

R = RECEPTACLE

BLANK = WITH STD. MOUNTING EARS, WITH LOCK RAMPS

1 = WITH STD. MOUNTING EARS, WITHOUT LOCK RAMPS

2 = WITHOUT MOUNTING EARS, WITHOUT LOCK RAMPS

3 = WITHOUT MOUNTING EARS, WITH LOCK RAMPS

4 = WITH PREBENT MOUNTING EARS, WITH LOCK RAMPS

5 = WITH PREBENT MOUNTING EARS, WITHOUT LOCK RAMPS

COLOR: BLANK=NATURAL COLOR

AM=AMBER BK=BLACK BU=BLUE

BN=BROWN GY=GRAY GN=GREEN

OR=ORANGE RD=RED YW=YELLOW

MATERIAL: BLANK = NYLON 6/6, U.L. 94V-2

100 = POLYPROPYLENE, U.L. 94V-0

200 = NYLON 6/6, U.L. 94V-0, RED

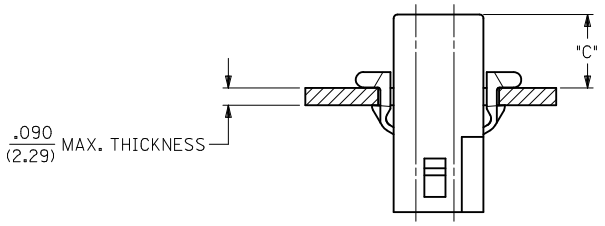

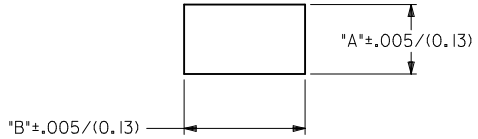

MOUNTING HOLE CUTOUT

HOUSING	DIM. "A"	DIM. "B"	DIM. "C" (STD. EAR)	DIM. "C" (PREBENT)
PLUG	.750/(19.05)	.695/(17.65)	.39/(9.9)	.40/(10.1)
RECEPTACLE	.718/(18.24)	.600/(15.24)	.40/(10.1)	.41/(10.3)

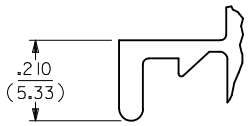

DETAIL 3

.093/(2.36) STANDARD MOUNTING EAR (SCALE 4:1)

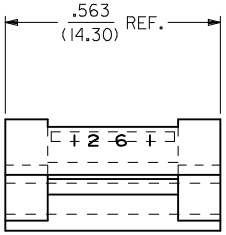

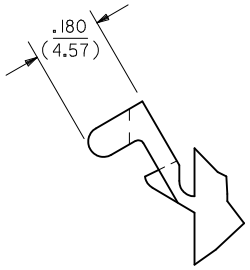

DETAIL 4

.093/(2.36)PREBENT MOUNTING EAR (SCALE 4:1)

NOTES:

1. MATERIAL: SEE LEGEND
2. FINISH: NONE.
3. PROCUCT SPECIFICATION: PS-43660-9999
4. PACKAGING INFORMATION: PK-1261-001
5. HOUSINGS FOR USE WITH MOLEX .093/(2.36) PIN AND SOCKET TERMINALS.
6. △6 CIRCUIT I.D. NUMBERS ON SIDE OF HOUSING APPEAR ON PARTS FROM TOOLS BUILT AFTER 9/3/91.
7. △7 WHERE DENOTED IN CHART, TOOLS ARE BUILT WITH PREBENT MOUNTING EARS PER DETAIL 4 AND SUPERSEDE ALL TOOLS PREVIOUSLY BUILT WITH THE STANDARD MOUNTING EAR.
8. TEXT AND CIRCUIT IDENTIFIERS ARE SHOWN IN APPROXIMATE LOCATION BUT MAY VARY TO ACCOMODATE TOOLING.

DEL. UV MAT'L & P/N
EC NO: UCP2011-1525 2010/11/23
DRWN:AELHAG 2010/11/24
CHKD:JBELL 2010/12/03
APPR:FSMITH
DESCRIPTION
X4
REV

QUALITY SYMBOLS
▼=0
▽C=0

GENERAL TOLERANCES (UNLESS SPECIFIED)

	mm	INCH
4 PLACES	± ---	± ---
3 PLACES	± ---	± .007
2 PLACES	± 0.18	± .010
1 PLACE	± 0.25	± ---
ANGULAR ± 2 °		

DRAFT WHERE APPLICABLE MUST REMAIN WITHIN DIMENSIONS

DIMENSION STYLE: IN/MM
SCALE: 4:1
DESIGN UNITS: INCH
THIRD ANGLE PROJECTION

DRAWN BY: AELHAG DATE: 2010/11/23
CHECKED BY: JBELL DATE: 2010/11/24
APPROVED BY: FSMITH DATE: 2010/12/03

TITLE: .093(2.36) HOUSING, PLUG AND RECEPTACLE, 6 CKT., .198/(5.03)CTRS.

molex MOLEX INCORPORATED

MATERIAL NO.: SEE CHART
DOCUMENT NO.: SD-1261-*
SHEET NO.: 2 OF 2
SIZE: C

THIS DRAWING CONTAINS INFORMATION THAT IS PROPRIETARY TO MOLEX INCORPORATED AND SHOULD NOT BE USED WITHOUT WRITTEN PERMISSION

Общество с ограниченной ответственностью «МосЧип» ИНН 7719860671 / КПП 771901001
Адрес: 105318, г.Москва, ул.Щербаковская д.3, офис 1107

Данный компонент на территории Российской Федерации

Вы можете приобрести в компании MosChip.

Для оперативного оформления запроса Вам необходимо перейти по данной ссылке:

http://moschip.ru/get-element

Вы можете разместить у нас заказ для любого Вашего проекта, будь то серийное производство или разработка единичного прибора.

В нашем ассортименте представлены ведущие мировые производители активных и пассивных электронных компонентов.

Нашей специализацией является поставка электронной компонентной базы двойного назначения, продукции таких производителей как XILINX, Intel (ex.ALTERA), Vicor, Microchip, Texas Instruments, Analog Devices, Mini-Circuits, Amphenol, Glenair.

Сотрудничество с глобальными дистрибьюторами электронных компонентов, предоставляет возможность заказывать и получать с международных складов практически любой перечень компонентов в оптимальные для Вас сроки.

На всех этапах разработки и производства наши партнеры могут получить квалифицированную поддержку опытных инженеров.

Система менеджмента качества компании отвечает требованиям в соответствии с ГОСТ Р ИСО 9001, ГОСТ РВ 0015-002 и ЭС РД 009

Офис по работе с юридическими лицами:

105318, г.Москва, ул.Щербаковская д.3, офис 1107, 1118, ДЦ «Щербаковский»

Телефон: +7 495 668-12-70 (многоканальный)

Факс: +7 495 668-12-70 (доб.304)

E-mail: info@moschip.ru

Skype отдела продаж:
moschip.ru
moschip.ru_4
moschip.ru_6
moschip.ru_9