


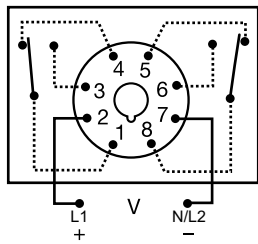
TDR SERIES

Relay Output, Recycling Time Delay Relay



8-PIN

Wiring Diagram



Relay contacts are isolated

Description

The TDR Series of time-delay relays are comprised of digital circuitry and an isolated, 10A relay output. The ON and OFF delays are selected by means of two, ten position binary switches, which allow the setting of the desired delay to be precise every time.

Operation (Recycling - ON Time First)

Upon application of input voltage, the green LED glows, the output relay is energized, the red LED glows, and the T1 ON time begins. At the end of the ON time, the output de-energizes, the red LED turns OFF and the T2, OFF time begins. At the end of the OFF time, the output relay energizes and the cycle repeats as long as input voltage is applied.

Reset: Removing input voltage resets the output and time delays, and returns the sequence to the first delay.

Operation (Recycling - OFF Time First)

Upon application of input voltage, the green LED glows, the T1 OFF time begins, the load is OFF. At the end of the OFF time, the T2 ON time begins, the load energizes, and the red LED glows. At the end of the ON time the load de-energizes and the red LED turns OFF. The cycle repeats until input voltage is removed.

Reset: Removing input voltage resets the output and the sequence to the OFF time.

Features & Benefits

FEATURES	BENEFITS
ON & OFF time delay settings	Independent adjustment allows for greater flexibility
3 Time Ranges Available (0.1s to 2.8h)	Makes it versatile for use in many applications
Microcontroller based	Repeat Accuracy +/- 0.1% or 20 ms, whichever is greater; Setting Accuracy +/- 2% or 50 ms, whichever is greater
DIP switch adjustment	Provides first time setting accuracy
Isolated output contacts	Allows control of loads for AC or DC voltages
LED indication (select models)	Provides visual indication of relay status

Ordering Information

MODEL	INPUT VOLTAGE	LED	SEQUENCE	ON TIME (SEC)	OFF TIME (SEC)
TDR1A22	12VDC		ON time first	1-1023 in 1s increments	1-1023 in 1s increments
TDR2A23	24VAC	X	ON time first	1-1023 in 1s increments	10-10230 in 10s increments
TDR4A11	120VAC	X	ON time first	0.1-102.3 in 0.1s increments	0.1-102.3 in 0.1s increments
TDR4A12	120VAC	X	ON time first	0.1-102.3 in 0.1s increments	1-1023 in 1s increments
TDR4A13	120VAC	X	ON time first	0.1-102.3 in 0.1s increments	10-10230 in 10s increments
TDR4A22	120VAC	X	ON time first	1-1023 in 1s increments	1-1023 in 1s increments
TDR4A23	120VAC	X	ON time first	1-1023 in 1s increments	10-10230 in 10s increments
TDR4A33	120VAC	X	ON time first	10-10230 in 10s increments	10-10230 in 10s increments
TDR4B22	120VAC	X	OFF time first	1-1023 in 1s increments	1-1023 in 1s increments
TDR4B23	120VAC	X	OFF time first	1-1023 in 1s increments	10-10230 in 10s increments
TDR6A22	230VAC	X	ON time first	1-1023 in 1s increments	1-1023 in 1s increments

If you don't find the part you need, call us for a custom product 800-843-8848

TDR SERIES

Accessories



BZ1 Front Panel Mount Kit
Provides an easy method of through-the-panel mounting of 8- or 11-pin plug-in timers, flashers, and other controls.



NDS-8 Octal 8-pin Socket
8-pin 35mm DIN rail or surface mount. Rated at 10A @ 300VAC. Surface mounted with two #6 (M 3.5 x 0.6) screws or snaps onto a 35 mm DIN rail. Uses PSC8 hold-down clips.



PSC8 Hold-down Clips
Securely mounts plug-in controls in any position. Provides protection against vibration. Use with NDS-8 Octal Socket. Sold in pairs.



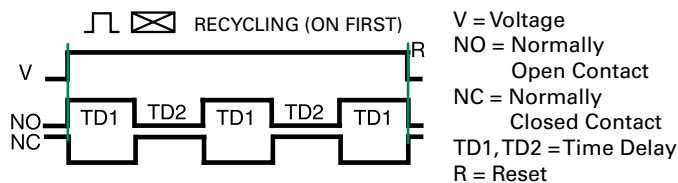
C103PM (AL) DIN Rail
35 mm aluminum DIN rail available in a 36 in. (91.4 cm) length.

Binary Switch Operation

0.1...102.3	1...1023	10...10,230
OFF ▶ ON	OFF ▶ ON	OFF ▶ ON
0.1	1	10
0.2	2	20
0.4	4	40
0.8	8	80
1.6	16	160
3.2	32	320
6.4	64	640
12.8	128	1280
25.6	256	2560
51.2	512	5120
6.3 S	544 S	3000 S

** For CE approved applications, power must be removed from the unit when a switch position is changed.

Function Diagram



Specifications

Time Delay

Type

Range**

Digital integrated circuitry
0.1 - 102.3s in 0.1s increments
1 - 1023s in 1s increments
10 - 10,230s in 10s increments

Repeat Accuracy

Setting Accuracy

Reset Time

Recycle Time

Time Delay vs Temp. & Voltage

±0.1% or 20ms, whichever is greater
±2% or 50ms, whichever is greater
≤ 50ms
≤ 150ms
±5%

Input

Voltage

Tolerance

12VDC & 24VDC/AC

110 to 230VAC/DC

AC Line Frequency/DC Ripple

Power Consumption

Input LED Indicator

Output

Type

Form

Rating

12, 24/28, or 110VDC; 24, 120, or 230VAC
-15% - 20%
-20% - 10%
50/60 Hz/≤10%
≤ 3.25W
Green; on when input voltage is applied

Electromechanical relay
DPDT
10A resistive @ 120/240VAC & 28VDC;
1/3 hp @ 120/240VAC

Life

Max. Switching Voltage

Relay LED Indicator

Protection

Isolation Voltage

Insulation Resistance

Polarity

Mechanical

Mounting

Dimensions

Mechanical - 1 x 10⁷; Electrical - 1 x 10⁶
250VAC
Red; ON when output relay energizes
≥ 1500V RMS input to output
≥ 100 MΩ
DC units reverse polarity protected

Plug-in socket
H 81.3 mm (3.2"); **W** 60.7 mm (2.39");
D 45.2 mm (1.78")
Octal 8-pin plug-in

Termination

Environmental

Operating/Storage

Temperature

Weight

-20° to 65°C/-30° to 85°C
≈ 6 oz (170 g)

Данный компонент на территории Российской Федерации

Вы можете приобрести в компании MosChip.

Для оперативного оформления запроса Вам необходимо перейти по данной ссылке:

<http://moschip.ru/get-element>

Вы можете разместить у нас заказ для любого Вашего проекта, будь то серийное производство или разработка единичного прибора.

В нашем ассортименте представлены ведущие мировые производители активных и пассивных электронных компонентов.

Нашей специализацией является поставка электронной компонентной базы двойного назначения, продукции таких производителей как XILINX, Intel (ex.ALTERA), Vicor, Microchip, Texas Instruments, Analog Devices, Mini-Circuits, Amphenol, Glenair.

Сотрудничество с глобальными дистрибьюторами электронных компонентов, предоставляет возможность заказывать и получать с международных складов практически любой перечень компонентов в оптимальные для Вас сроки.

На всех этапах разработки и производства наши партнеры могут получить квалифицированную поддержку опытных инженеров.

Система менеджмента качества компании отвечает требованиям в соответствии с ГОСТ Р ИСО 9001, ГОСТ РВ 0015-002 и ЭС РД 009

Офис по работе с юридическими лицами:

105318, г.Москва, ул.Щербаковская д.3, офис 1107, 1118, ДЦ «Щербаковский»

Телефон: +7 495 668-12-70 (многоканальный)

Факс: +7 495 668-12-70 (доб.304)

E-mail: info@moschip.ru

Skype отдела продаж:

moschip.ru

moschip.ru_4

moschip.ru_6

moschip.ru_9