


### AC and CG3 Series



#### Agency Approvals

AGENCY	AGENCY FILE NUMBER
	E320116*

\*NOTE: CG3 7.5 product UL approval is currently pending

#### 2 Electrode GDT Graphical Symbol



#### Additional Information



**Datasheet  
AC Series**



**Resources  
AC Series**



**Samples  
AC Series**



**Datasheet  
CG3 Series**



**Resources  
CG3 Series**



**Samples  
CG3 Series**

#### Description

Littelfuse AC series two-electrode line protectors provide a high degree of surge protection in AC line applications. The two models, AC120 and AC240 are designed for use with 120VAC and 240VAC lines respectively. They are able to extinguish AC follow-on currents of at least 200A.

Littelfuse CG3 two electrode high voltage (1.0 - 7.5 KV) devices are designed for surge protection and high isolation applications, and for applications for which bias voltages or signal levels of several hundred volts are normally present.

#### Features

- Rugged ceramic-metal construction
- Available in tape-and-reel packaging
- Low capacitance (<1.5 pF)
- Available with or without leads

#### Applications

##### AC Series:

- Long branch circuits (AC wall outlet)
- Short branch circuits (at breaker box, computer, etc)
- Power supplies
- Test equipment
- Submersible pumps
- Medical electronics

##### CG3 Series:

- CRT terminals
- CATV equipment
- Antennas
- Power supplies
- Medical electronics

### Electrical Characteristics

Part Number	Device Dimension Type	Device Specifications (at 25°C)						Life Ratings						
		DC Breakdown in Volts (@100V/s)			Impulse Break-down in Volts (@100V/μs)	Impulse Break-down In Volts (@1 Kv/μsec)	Insulation Resistance	Capacitance (@1MHz)	Arc Voltage (on state Voltage) @1Amp Min	Max Follow On Current <sup>3</sup>	Nominal AC Discharge Current (10x1sec @50-60Hz)	AC Discharge Current (1 x 50Hz 9 cycles)	Nominal Impulse Discharge Current <sup>4</sup> (@8/20μs)	Max Surge Current <sup>5</sup> (@8/20μs)
		MIN	TYP	MAX	MAX		MIN	MAX	TYP					
AC120 <sup>1</sup>	A	230	285	340	500	550	10 GΩ (at 100V)	<1.5 pf	~ 25 V	200 Amps	5 A	65 A	10 shots 5kA	1 shot 10kA
AC240 <sup>1</sup>	A	480	600	720	1100	1200								
CG3 1.0 <sup>1</sup>	A	800	1000	1200	1400	1500	10 GΩ (at 100V)	<1.5 pf	~ 25 V	200 Amps	N/A	N/A	10 shots 5kA	1 shot 10kA
CG3 1.1 <sup>1</sup>	A	880	1100	1320	1600	1700								
CG3 1.2 <sup>1</sup>	A	960	1200	1440	1700	1800								
CG3 1.3 <sup>1</sup>	A	1040	1300	1560	1800	1900								
CG3 1.5 <sup>1</sup>	A	1200	1500	1800	1800	2000								
CG3 2.0 <sup>1</sup>	A	1600	2000	2400	2500	2750								
CG3 2.5 <sup>1</sup>	A	2000	2500	3000	3200	3500								
CG3 2.7 <sup>1</sup>	A	2160	2700	3240	3600	4000								
CG3 3.0 <sup>1</sup>	A	2400	3000	3600	4000	4200								
CG3 3.3 <sup>1</sup>	A	2640	3300	3960	4600	4700								
CG3 4.0 <sup>2</sup>	B	3200	4000	4800	5800	6000								
CG3 4.5 <sup>2</sup>	B	3600	4500	5400	6150	6500								
CG3 5.0 <sup>2</sup>	B	4000	5000	6000	7500	8000								
CG3 6.2 <sup>2,7</sup>	B	4960	6200	7440	8100	9500								
CG3 6.5 <sup>2,7</sup>	B	5200	6500	7800	9500	10000								
CG3 7.5 <sup>2,6,7</sup>	B	6000	7500	9000	10000	10600								

NOTES:

1. Refer to Production Dimensions section, outline A devices
2. Refer to Production Dimensions section, outline B devices
3. Tested to UL1449 – 120V r.m.s. for AC120, 230V r.m.s. all others.  
Conducted with suitable MOV connected in series.
4. 10 x [5(+) and 5(-)] applications 5kA @ 8/20μs
5. 1 x [1(+) and 1(-)] application 10kA @ 8/20μs
6. CG3 7.5 product UL approval is currently pending
7. When ordering this item, use suffix code D004 when entering the part number.  
The older product version without D004 suffix code has been discontinued.  
Refer to Part Numbering System section for additional information.

### Product Characteristics

<b>Materials</b>	<p><b>Core Outline A &amp; B items:</b> Device: Tin Plated 17.5±12.5 Microns</p> <p><b>Axial Outline A &amp; B items:</b> Device &amp; Wire: Tin Plated 17.5±12.5 Microns</p>
<b>Product Marking</b>	LF Logo, Voltage and date code; Black ink positive print
<b>Glow to arc transition current</b>	< 0.5Amps
<b>Glow Voltage</b>	~ 140 Volts
<b>Storage and Operational Temperature</b>	-40 to +90

### Soldering Parameters - Reflow Soldering (Surface Mount Devices)

Reflow Condition		Pb – Free assembly
Pre Heat	- Temperature Min ( $T_{s(min)}$ )	150°C
	- Temperature Max ( $T_{s(max)}$ )	200°C
	- Time (Min to Max) ( $t_s$ )	60 – 180 secs
Average ramp up rate (Liquidus Temp ( $T_L$ ) to peak)		3°C/second max
$T_{s(max)}$ to $T_L$ - Ramp-up Rate		5°C/second max
Reflow	- Temperature ( $T_L$ ) (Liquidus)	217°C
	- Temperature ( $t_l$ )	60 – 150 seconds
Peak Temperature ( $T_p$ )		260 <sup>+0/-5</sup> °C
Time within 5°C of actual peak Temperature ( $t_p$ )		10 – 30 seconds
Ramp-down Rate		6°C/second max
Time 25°C to peak Temperature ( $T_p$ )		8 minutes Max.
Do not exceed		260°C



### Soldering Parameters - Wave Soldering (Thru-Hole Devices)



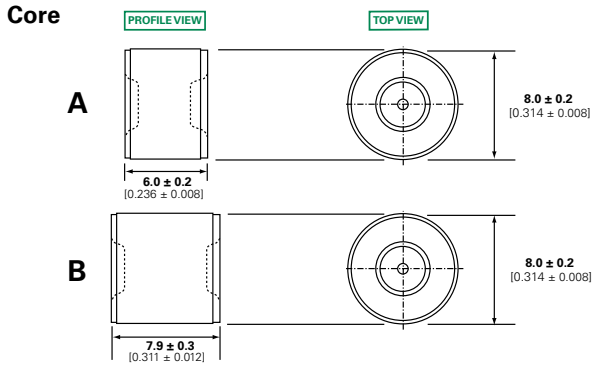
### Recommended Process Parameters:

Wave Parameter	Lead-Free Recommendation
<b>Preheat:</b> (Depends on Flux Activation Temperature) (Typical Industry Recommendation)	
Temperature Minimum:	100° C
Temperature Maximum:	150° C
Preheat Time:	60-180 seconds
<b>Solder Pot Temperature:</b>	280° C Maximum
<b>Solder Dwell Time:</b>	2-5 seconds

### Soldering Parameters - Hand Soldering

Solder Iron Temperature: 350° C +/- 5°C  
 Heating Time: 5 seconds max.

### Device Dimensions

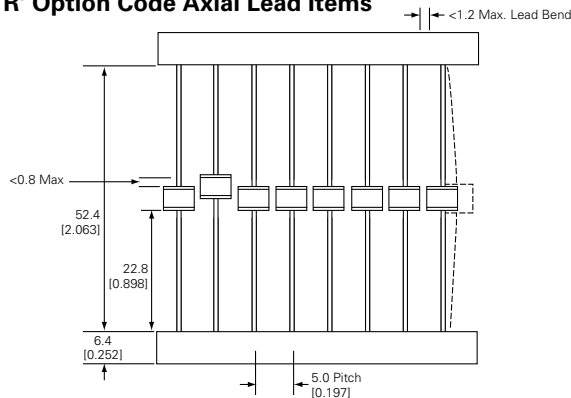


### Part Numbering System and Ordering Information



### Packaging Dimensions

#### For 'LTR' Option Code Axial Lead Items



**Disclaimer Notice** - Information furnished is believed to be accurate and reliable. However, users should independently evaluate the suitability of and test each product selected for their own applications. Littelfuse products are not designed for, and may not be used in, all applications. Read complete Disclaimer Notice at: [www.littelfuse.com/disclaimer-electronics](http://www.littelfuse.com/disclaimer-electronics).

## Данный компонент на территории Российской Федерации

### Вы можете приобрести в компании MosChip.

Для оперативного оформления запроса Вам необходимо перейти по данной ссылке:

<http://moschip.ru/get-element>

Вы можете разместить у нас заказ для любого Вашего проекта, будь то серийное производство или разработка единичного прибора.

В нашем ассортименте представлены ведущие мировые производители активных и пассивных электронных компонентов.

Нашей специализацией является поставка электронной компонентной базы двойного назначения, продукции таких производителей как XILINX, Intel (ex.ALTERA), Vicor, Microchip, Texas Instruments, Analog Devices, Mini-Circuits, Amphenol, Glenair.

Сотрудничество с глобальными дистрибьюторами электронных компонентов, предоставляет возможность заказывать и получать с международных складов практически любой перечень компонентов в оптимальные для Вас сроки.

На всех этапах разработки и производства наши партнеры могут получить квалифицированную поддержку опытных инженеров.

Система менеджмента качества компании отвечает требованиям в соответствии с ГОСТ Р ИСО 9001, ГОСТ РВ 0015-002 и ЭС РД 009

### Офис по работе с юридическими лицами:

105318, г.Москва, ул.Щербаковская д.3, офис 1107, 1118, ДЦ «Щербаковский»

Телефон: +7 495 668-12-70 (многоканальный)

Факс: +7 495 668-12-70 (доб.304)

E-mail: [info@moschip.ru](mailto:info@moschip.ru)

Skype отдела продаж:

moschip.ru

moschip.ru\_4

moschip.ru\_6

moschip.ru\_9