

ECS SERIES

Current Sensors



Description

The ECS Series of single-phase AC current sensors is a universal, overcurrent or undercurrent sensing control. Its built-in toroidal sensor eliminates the inconvenience of installing a stand-alone current transformer. Includes onboard adjustments for current sensing mode, trip point, and trip delay. Detects over or undercurrent events like locked rotor, loss of load, an open heater or lamp load, or proves an operation is taking place or has ended.

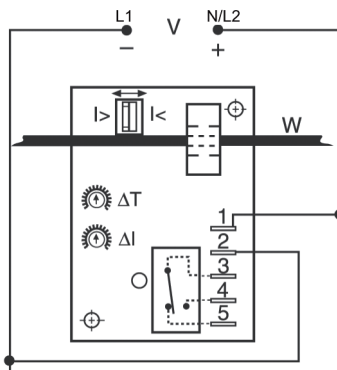
Operation

Input voltage must be supplied at all times for proper operation. When a fault is sensed throughout the trip delay, the output relay is energized. When the current returns to the normal run condition or zero, the output and the delay are reset. If a fault is sensed and then corrected before the trip delay is completed, the relay will not energize and the trip delay is reset to zero.

Adjustment

Select the desired function, over or under current sensing. Set the trip point and trip delay to approximate settings. Apply power to the ECS and the monitored load. Turn adjustment and watch the LED. LED will light; turn slightly in opposite direction until LED is off. Adjustment can be done while connected to the control circuitry if the trip delay is set at maximum. To increase sensitivity, multiple turns may be made through the ECS's toroidal sensor. The appropriate trip point range is determined by multiplying the amperage load by the number of turns/passes through the toroidal sensor. When using an external CT, select a 2VA, 0-5A output CT rated for the current to be monitored. Select ECS adjustment range 0. Pass one secondary wire lead through the ECS toroid and connect the secondary leads together.

Wiring Diagram



V = Voltage
 I> = Overcurrent
 I< = Undercurrent
 W = Insulated Wire Carrying Monitored Current

Relay contacts are isolated. Arrow on the toroid points toward the load.

Ordering Information

See next page.

Features & Benefits

FEATURES	BENEFITS
Built-in toroidal current sensing	Eliminates need to install stand-alone current transformer and provides isolation from monitored circuit
Encapsulated	Protects against shock, vibration, and humidity
Adjustable mode, trip point and trip delay	Provides flexibility for use in many applications
10A, SPDT isolated relay output	Allows control of AC voltage loads

Accessories



P1015-13 (AWG 10/12), **P1015-64** (AWG 14/16), **P1015-14** (AWG 18/22) **Female Quick Connect**
 These 0.25 in. (6.35 mm) female terminals are constructed with an insulator barrel to provide strain relief.

ECS SERIES

Ordering Information

MODEL	SENSING	INPUT VOLTAGE	TRIP POINT ADJUSTABLE	TRIP DELAY	SENSING DELAY ON STARTUP
ECS20BC	Selectable, over or undercurrent	24VAC	0.5 - 5A	0.5 - 50s	1s
ECS21BC	Selectable, over or undercurrent	24VAC	2 - 20A	0.5 - 50s	1s
ECS2HBC	Selectable, over or undercurrent	24VAC	5 - 50A	0.5 - 50s	1s
ECS30AC	Selectable, over or undercurrent	24VDC	0.5 - 5A	0.150 - 7s	1s
ECS40A	Selectable, over or undercurrent	120VAC	0.5 - 5A	0.150 - 7s	0s
ECS40AC	Selectable, over or undercurrent	120VAC	0.5 - 5A	0.150 - 7s	1s
ECS40BC	Selectable, over or undercurrent	120VAC	0.5 - 5A	0.5 - 50s	1s
ECS41A	Selectable, over or undercurrent	120VAC	2 - 20A	0.150 - 7s	0s
ECS41AC	Selectable, over or undercurrent	120VAC	2 - 20A	0.150 - 7s	1s
ECS41BC	Selectable, over or undercurrent	120VAC	2 - 20A	0.5 - 50s	1s
ECS41BD	Selectable, over or undercurrent	120VAC	2 - 20A	0.5 - 50s	2s
ECS41BH	Selectable, over or undercurrent	120VAC	2 - 20A	0.5 - 50s	6s
ECS4HBC	Selectable, over or undercurrent	120VAC	5 - 50A	0.5 - 50s	1s
ECS4HBH	Selectable, over or undercurrent	120VAC	5 - 50A	0.5 - 50s	6s
ECS60AH	Selectable, over or undercurrent	230VAC	0.5 - 5A	0.150 - 7s	6s
ECS60BC	Selectable, over or undercurrent	230VAC	0.5 - 5A	0.5 - 50s	1s
ECS61BC	Selectable, over or undercurrent	230VAC	2 - 20A	0.5 - 50s	1s
ECS6HAH	Selectable, over or undercurrent	230VAC	5 - 50A	0.150 - 7s	6s
ECSH21F2.5C	Overcurrent	24VAC	2 - 20A	2.5s	1s
ECSH30AC	Overcurrent	24VDC	0.5 - 5A	0.150 - 7s	1s
ECSH31AD	Overcurrent	24VDC	2 - 20A	0.150 - 7s	2s
ECSH31F.08D	Overcurrent	24VDC	2 - 20A	0.08s	2s
ECSH3HF0.08D	Overcurrent	24VDC	5 - 50A	0.08s	2s
ECSH34F.08C	Overcurrent	24VDC	4A non-adjustable	0.08s	1s
ECSH40A	Overcurrent	120VAC	0.5 - 5A	0.150 - 7s	0s
ECSH40AC	Overcurrent	120VAC	0.5 - 5A	0.150 - 7s	1s
ECSH40AD	Overcurrent	120VAC	0.5 - 5A	0.150 - 7s	2s
ECSH41AC	Overcurrent	120VAC	2 - 20A	0.150 - 7s	1s
ECSH41AD	Overcurrent	120VAC	2 - 20A	0.150 - 7s	2s
ECSH41BC	Overcurrent	120VAC	2 - 20A	0.5 - 50s	1s
ECSH41F.08D	Overcurrent	120VAC	2 - 20A	0.08s	2s
ECSH4HAD	Overcurrent	120VAC	5 - 50A	0.150 - 7s	2s
ECSH4HF.08D	Overcurrent	120VAC	5 - 50A	0.08s	2s
ECSH61AD	Overcurrent	230VAC	2 - 20A	0.150 - 7s	2s
ECSL31A	Undercurrent	24VDC	2 - 20A	0.150 - 7s	0s
ECSL40AC	Undercurrent	120VAC	0.5 - 5A	0.150 - 7s	1s
ECSL40B	Undercurrent	120VAC	0.5 - 5A	0.5 - 50s	0s
ECSL40BH	Undercurrent	120VAC	0.5 - 5A	0.5 - 50s	6s
ECSL41A	Undercurrent	120VAC	2 - 20A	0.150 - 7s	0s
ECSL41AD	Undercurrent	120VAC	2 - 20A	0.150 - 7s	2s
ECSH4HAD	Overcurrent	120VAC	5 - 50A	0.150 - 7s	2s
ECSL41AH	Undercurrent	120VAC	2 - 20A	0.150 - 7s	6s
ECSL4HAC	Undercurrent	120VAC	5 - 50A	0.150 - 7s	1s
ECSL4HBH	Undercurrent	120VAC	5 - 50A	0.5 - 50s	6s
ECSL61AH	Undercurrent	230VAC	2 - 20A	0.150 - 7s	6s
ECSL6HAC	Undercurrent	230VAC	5 - 50A	0.150 - 7s	1s

If you don't find the part you need, call us for a custom product 800-843-8848

ECS SERIES

Specifications

Sensor

Type Toroidal through hole wiring
Mode Over or undercurrent, switch selectable on the unit or factory fixed

Trip Point Range 0.5 - 50A in 3 adjustable ranges or fixed

Tolerance
Adjustable Guaranteed range
Fixed 0.5 - 25A: 0.5A or $\pm 5\%$ whichever is less;
26 - 50A: $\pm 2.5\%$

Maximum Allowable Current Steady – 50A turns;
Inrush – 300A turns for 10s

Trip Point Hysteresis $\approx \pm 5\%$

Trip Point vs. Temperature $\pm 5\%$

Response Time $\leq 75\text{ms}$

Frequency 45/500 Hz

Type of Detection Peak detection

Trip Delay

Type Analog

Range
Adjustable 0.150 - 7s; 0.5 - 50s (guaranteed ranges)

Factory Fixed $\pm 10\%$

Delay vs. Temperature $\pm 15\%$

Sensing Delay on Startup Factory fixed 0 - 6s: +40%, -0%

Input

Voltage 24, 120, or 230VAC; 12 or 24VDC

Tolerance
12VDC & 24VDC/AC -15 - 20%

120 & 230VAC -20 - 10%

AC Line Frequency 50/60 Hz

Output

Type Electromechanical relay

Form Isolated, SPDT

Rating 10A resistive @ 240VAC; 1/4 hp @ 125VAC;
1/2 hp @ 250VAC

Life Mechanical – 1×10^6 ; Electrical – 1×10^5

Protection

Circuitry Encapsulated

Isolation Voltage $\geq 2500\text{V RMS}$ input to output

Insulation Resistance $\geq 100 \text{ M}\Omega$

Mechanical

Mounting Surface mount with two #6 (M3.5 x 0.6) screws

Dimensions **H** 88.9 mm (3.5"); **W** 63.5 mm (2.5");

D 44.5 mm (1.75")

Termination 0.25 in. (6.35 mm) male quick connect terminals (5)

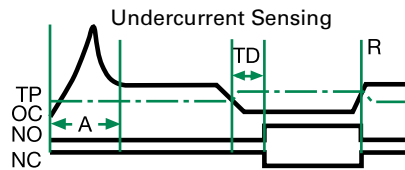
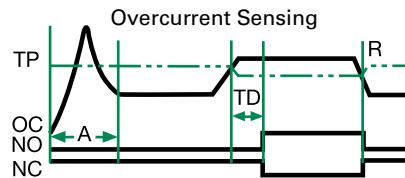
Environmental

Operating/Storage Temperature -40° to 60°C / -40° to 85°C

Humidity 95% relative, non-condensing

Weight $\approx 6.4 \text{ oz}$ (181 g)

Function Diagrams



NO = Normally Open Contact
NC = Normally Closed Contact
A = Sensing Delay On Start Up
TD = Trip Delay
TP = Trip Point
R = Reset
OC = Monitored Current

Данный компонент на территории Российской Федерации

Вы можете приобрести в компании MosChip.

Для оперативного оформления запроса Вам необходимо перейти по данной ссылке:

<http://moschip.ru/get-element>

Вы можете разместить у нас заказ для любого Вашего проекта, будь то серийное производство или разработка единичного прибора.

В нашем ассортименте представлены ведущие мировые производители активных и пассивных электронных компонентов.

Нашей специализацией является поставка электронной компонентной базы двойного назначения, продукции таких производителей как XILINX, Intel (ex.ALTERA), Vicor, Microchip, Texas Instruments, Analog Devices, Mini-Circuits, Amphenol, Glenair.

Сотрудничество с глобальными дистрибьюторами электронных компонентов, предоставляет возможность заказывать и получать с международных складов практически любой перечень компонентов в оптимальные для Вас сроки.

На всех этапах разработки и производства наши партнеры могут получить квалифицированную поддержку опытных инженеров.

Система менеджмента качества компании отвечает требованиям в соответствии с ГОСТ Р ИСО 9001, ГОСТ РВ 0015-002 и ЭС РД 009

Офис по работе с юридическими лицами:

105318, г.Москва, ул.Щербаковская д.3, офис 1107, 1118, ДЦ «Щербаковский»

Телефон: +7 495 668-12-70 (многоканальный)

Факс: +7 495 668-12-70 (доб.304)

E-mail: info@moschip.ru

Skype отдела продаж:

moschip.ru

moschip.ru_4

moschip.ru_6

moschip.ru_9