



Main

Range of product	Modicon M171/M172
Product or component type	Programmable controllers
Product specific application	HVAC and pumping solution
Variant	Programmable
Number of inputs/outputs	42
Discrete input number	12
Discrete output number	2 relay outputs SPST with same common 2 relay outputs SPST with independent common 2 relay outputs SPDT with same common 3 relay outputs SPST with independent common
Discrete output current	1 A relay SPDT 3 A relay SPST
Analogue input number	12 configurable by pair
Analogue output number	4 voltage, range: 0...10 V 2 voltage/current, range: 4...20 mA or 0...10 V or PWM (2 kHz)

Complementary

Number of port	1 CAN port - screw terminal block 1 USB type A - USB type A female 1 USB type mini B - USB device port Mini-B 2 RS485 - screw terminal block (Modbus serial link or BACnet MS/TP) 1 Ethernet - RJ45 (Modbus TCP and BACnet IP with webserver)
Input/output number	12 analog input(s) 6 analog output(s) 12 digital input(s) 12 digital output(s)
Discrete input logic	Sink or source (positive/negative)
Discrete input voltage	24 V AC/DC
Discrete input current	2.5 mA
Input impedance	20 kOhm
Analogue input type	Voltage 0...10 V Current 0...20 mA/4...20 mA Direct input Impedance 0...1500 hOhm Impedance 0...300 daOhm Voltage 0...5 V (absolute or ratiometric) PTC temperature probe - 55...150 °C - res.: 0.1 °C NTC temperature probe - 50...110 °C - res.: 0.1 °C (extended) NTC temperature probe - 40...150 °C - res.: 0.1 °C Pt 1000 temperature probe - 200...850 °C - res.: 0.1 °C
Sensor power supply	5 V DC at 50 mA (supplied by the controller) 24 V DC at 150 mA (supplied by the controller)
[Us] rated supply voltage	20...38 V DC 24 V +/- 10 % AC
Power consumption in W	15 W at 24 V AC/DC
Realtime clock	Built-in realtime clock at -4...140 °F (-20...60 °C)
Display type	Backlit LCD - 128 x 64 pixels
Overvoltage category	II
Local signalling	1 LED red programmable 1 LED yellow programmable 1 LED green programmable 1 LED green power
Mounting support	DIN rail Panel mounting with accessory

The information provided in this documentation contains general descriptions and/or technical characteristics of the products contained herein. This documentation is not intended as a substitute for and is not to be used for determining suitability or reliability of these products for specific user applications. It is the duty of any such user or integrator to perform the appropriate and complete risk analysis, evaluation and testing of the products with respect to the relevant specific application or use thereof. Neither Schneider Electric Industries SAS nor any of its affiliates or subsidiaries shall be responsible or liable for misuse of the information contained herein.

Width	5.67 in (144 mm)
Height	4.33 in (110 mm)
Depth	2.38 in (60.5 mm)
Product weight	0.85 lb(US) (0.385 kg)

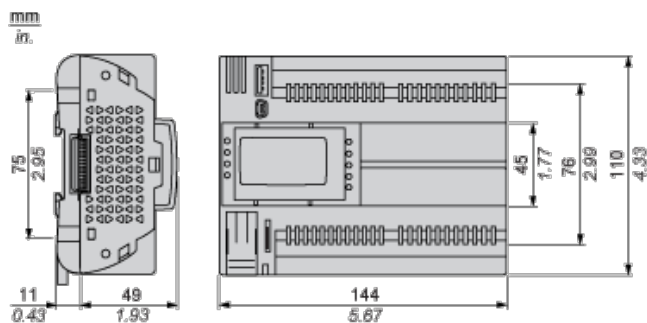
Environment

directives	2006/95/EC - low voltage directive 86/188/EEC - physical agents (noise) directive 2011/65/EU - RoHS directive 1907/2006/EC - REACH directive
standards	EN/IEC 60730
product certifications	CE CSA (pending) EAC (pending) CURus (pending)
ambient air temperature for operation	-4...140 °F (-20...60 °C) conforming to UL 60730-1 -4...149 °F (-20...65 °C) with derating conforming to UL 60730-1
ambient air temperature for storage	-22...158 °F (-30...70 °C)
relative humidity	5...95 % non-condensing
IP degree of protection	IP20
pollution degree	2

Offer Sustainability

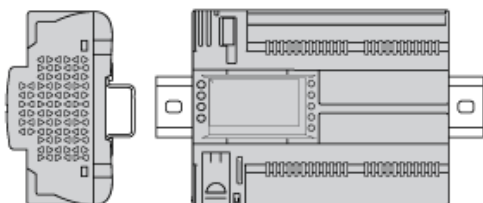
Green Premium product	Green Premium product
Compliant - since 1529 - Schneider Electric declaration of conformity	Compliant - since 1529 - Schneider Electric declaration of conformity
Reference not containing SVHC above the threshold	Reference not containing SVHC above the threshold
Available	Available
Available	Available
WARNING: This product can expose you to chemicals including:	WARNING: This product can expose you to chemicals including:
Lead and lead compounds which is known to the State of California to cause cancer and birth defects or other reproductive harm.	Lead and lead compounds which is known to the State of California to cause cancer and birth defects or other reproductive harm.
For more information go to www.p65warnings.ca.gov	For more information go to www.p65warnings.ca.gov

Dimensions



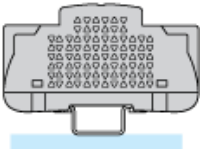
Mounting Positions

Correct Mounting Position

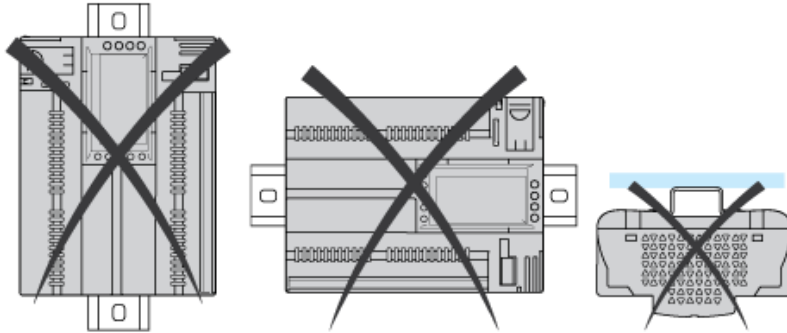


Acceptable Mounting Position

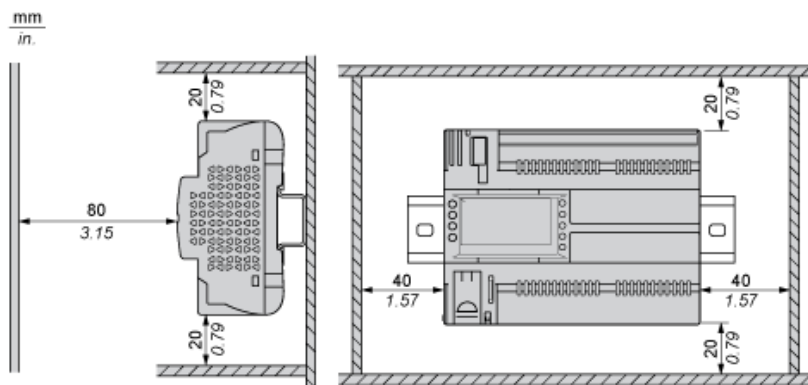
Controller can be mounted horizontally upward with a temperature derating (maximum ambient temperature: 60 °C (140 °F)).



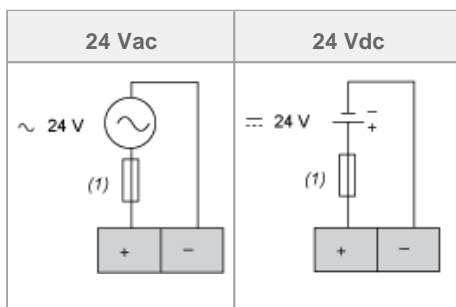
Incorrect Mounting Position



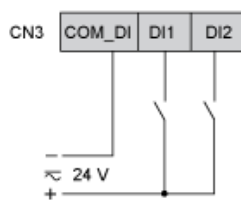
Clearance



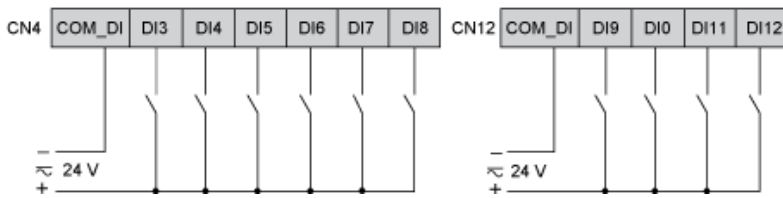
Power Supply



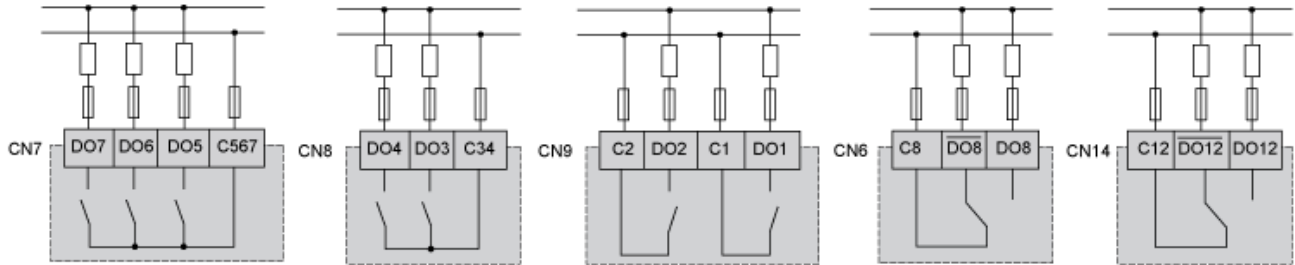
CN3 Fast Digital Inputs



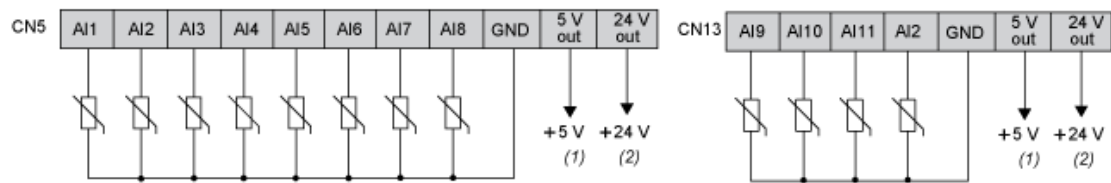
CN4, CN12 Digital Inputs



CN7, CN8, CN9, CN6, CN14 High Voltage Relay SPST Digital Output

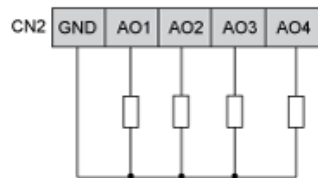


CN5, CN13 Analog Inputs

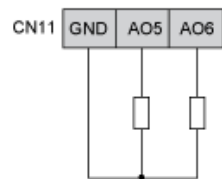


- (1) (CN5 + CN13) Max. current : 50 mA.
- (2) (CN5 + CN13) Max. current : 150 mA.

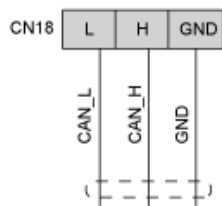
CN2, CN11 Analog Outputs



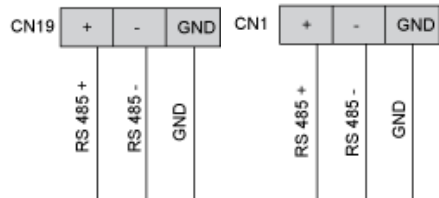
AO3, AO4 can be used also as PWM generator, up to 2kHz.



CN18 CAN Expansion Bus Port



CN19, CN1 CAN Expansion Bus Port



Данный компонент на территории Российской Федерации

Вы можете приобрести в компании MosChip.

Для оперативного оформления запроса Вам необходимо перейти по данной ссылке:

<http://moschip.ru/get-element>

Вы можете разместить у нас заказ для любого Вашего проекта, будь то серийное производство или разработка единичного прибора.

В нашем ассортименте представлены ведущие мировые производители активных и пассивных электронных компонентов.

Нашей специализацией является поставка электронной компонентной базы двойного назначения, продукции таких производителей как XILINX, Intel (ex.ALTERA), Vicor, Microchip, Texas Instruments, Analog Devices, Mini-Circuits, Amphenol, Glenair.

Сотрудничество с глобальными дистрибьюторами электронных компонентов, предоставляет возможность заказывать и получать с международных складов практически любой перечень компонентов в оптимальные для Вас сроки.

На всех этапах разработки и производства наши партнеры могут получить квалифицированную поддержку опытных инженеров.

Система менеджмента качества компании отвечает требованиям в соответствии с ГОСТ Р ИСО 9001, ГОСТ РВ 0015-002 и ЭС РД 009

Офис по работе с юридическими лицами:

105318, г.Москва, ул.Щербаковская д.3, офис 1107, 1118, ДЦ «Щербаковский»

Телефон: +7 495 668-12-70 (многоканальный)

Факс: +7 495 668-12-70 (доб.304)

E-mail: info@moschip.ru

Skype отдела продаж:

moschip.ru

moschip.ru_4

moschip.ru_6

moschip.ru_9