


262/268/269 Series, MICRO™ Very Fast-Acting Fuse (High-Reliability)



Description

The 262/268/269 Series are high-reliability micro fuses, with a 125V rating, very fast-acting type with high breaking capacity. This series is listed under the Department of Defense Quality Product List.

Features

- Military grade available
- Available in plug-in and radial leaded
- Available from very low ampere of 2mA to 5A

Applications

Protection of electrical, electronic, and communication equipment having printed circuit boards (PCBs) usable in direct current (DC) and alternating current (AC) (up to 400 hertz (Hz)) circuits capable of withstanding and functioning in extreme conditions found in Spacecraft or Military applications as described in MIL-PRF-23419.

Agency Approvals

| Agency | Agency File Number | Ampere Range |
|--------|--------------------|--------------|
| | E10480 | 2mA - 5A |
| | LR 29862 | 2mA - 5A |
| | FM07A | 2mA - 5A |

Electrical Characteristics

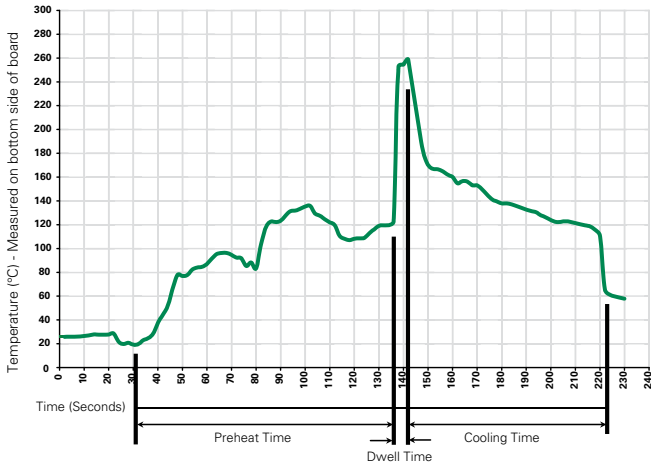
| % of Ampere Rating | Ampere Rating | Opening Time |
|--------------------|---------------|------------------------|
| 100% | 1/500–15 | 4 Hours, Min. |
| 200% | 1/500–3/10 | 5 Seconds, Max. |
| | 4/10-5 | 2 Seconds, Max. |

Electrical Characteristics

| Ampere Rating (A) | Amp Code | Max Voltage Rating (V) | Interrupting Rating | Nominal Cold Resistance (Ohms) | Agency Approvals | | |
|-------------------|----------|------------------------|-------------------------------|--------------------------------|------------------|---|---|
| | | | | | | | |
| .002 | .002 | 125 | 10,000 amperes at 125 VAC/VDC | 2000 | X | X | X |
| .005 | .005 | 125 | | 280 | X | X | X |
| .010 | .010 | 125 | | 94.0 | X | X | X |
| .015 | .015 | 125 | | 44.0 | X | X | X |
| .031 | .031 | 125 | | 16.45 | X | X | X |
| .050 | .050 | 125 | | 3.20 | X | X | X |
| .062 | .062 | 125 | | 2.25 | X | X | X |
| .100 | .100 | 125 | | 1.17 | X | X | X |
| .125 | .125 | 125 | | 1.0 | X | X | X |
| .200 | .200 | 125 | | 2.30 | X | X | X |
| .250 | .250 | 125 | | 1.75 | X | X | X |
| .300 | .300 | 125 | | 1.25 | X | X | X |
| .400 | .400 | 125 | | 0.227 | X | X | X |
| .500 | .500 | 125 | | 0.167 | X | X | X |
| .600 | .600 | 125 | | 0.140 | X | X | X |
| .700 | .700 | 125 | | 0.114 | X | X | X |
| .750 | .750 | 125 | | 0.104 | X | X | X |
| .800 | .800 | 125 | | 0.094 | X | X | X |
| 1.00 | 001. | 125 | | 0.100 | X | X | X |
| 01.5 | 01.5 | 125 | | 0.063 | X | X | X |
| 2.00 | 002. | 125 | | 0.046 | X | X | X |
| 3.00 | 003. | 125 | | 0.034 | X | X | X |
| 4.00 | 004. | 125 | | 0.019 | X | X | X |
| 5.00 | 005. | 125 | 0.018 | X | X | X | |

Please contact Littelfuse for Average Time Current Curve.

Soldering Parameters - Wave Soldering



Recommended Process Parameters:

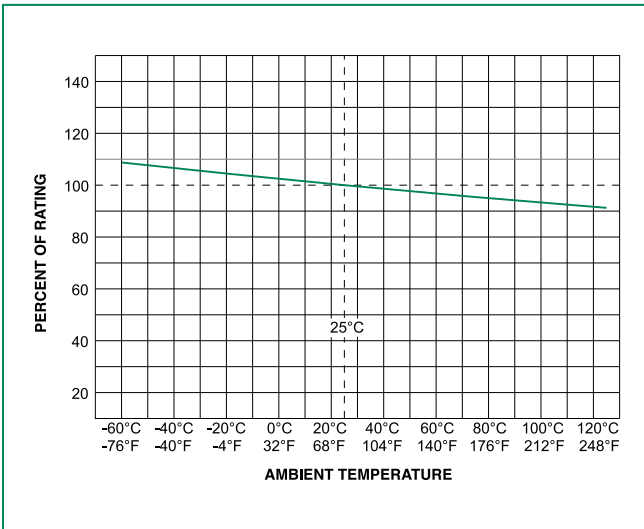
| Wave Parameter | Lead-Free Recommendation |
|---|-----------------------------------|
| Preheat: (Depends on Flux Activation Temperature) | (Typical Industry Recommendation) |
| Temperature Minimum: | 100° C |
| Temperature Maximum: | 150° C |
| Preheat Time: | 60-180 seconds |
| Solder Pot Temperature: | 260° C Maximum |
| Solder Dwell Time: | 2-5 seconds |

Recommended Hand-Solder Parameters:

Solder Iron Temperature: 350° C +/- 5°C
Heating Time: 5 seconds max.

Note: These devices are not recommended for IR or Convection Reflow process.

Temperature Derating Curve



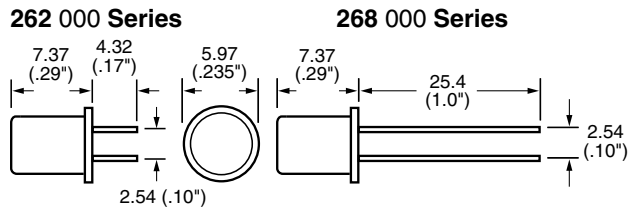
Please contact Littelfuse for average time current curve.

Product Characteristics

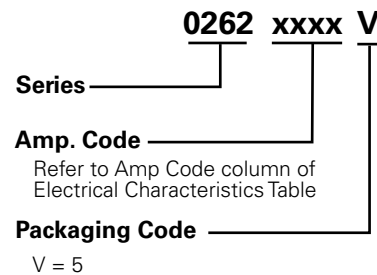
| | |
|--|---|
| Materials | Gold-Plated Copper Leads, Type II (Fuse cap is also Gold-Plated) |
| Weight | 262 and 269 Series .36 Grams; 268 Series .48 Grams |
| Lead Pull Force | MIL-STD-202, Method 211, Test Condition A (will withstand a 5 lb. axial pull test) |
| AQL (Electrical Characteristics) | Certified to 1% AQL |
| Sampling | Per MIL-STD-105, Inspection Level II |
| Traceability and Identification Records | Controlled by lot number and retained on file for a minimum of three years. Copies of Lot Certification Test data available when requested with order |
| Options | Special screening tests, burn-in, etc. can be supplied on special order to meet specific requirements |
| Product Marking | 262 / 268 Series: Brand logo, current and voltage ratings 269 Series: Brand logo, current and voltage ratings and agency approval mark |

| | |
|--|--|
| Operating Temperature | -55°C to +125°C |
| Shock | (1/500): MIL-STD-202, Method 213, Test Condition A (50 G's peak for 11 milliseconds). (1/200-5): MIL-STD-202, Method 213, Test Condition I (100 G's peak for 6 milliseconds) |
| Vibration | MIL-STD-202, Method 201 (10-55 Hz); MIL-STD-202, Method 204, Test Condition C (55-2000 Hz at 10 G's Peak) |
| Salt Spray | MIL-STD-202, Method 101, Test Condition B |
| Seal Test | MIL-STD-202, Method 112, Test Condition A |
| Insulation Resistance (After Opening) | MIL-STD-202, Method 302, Test Condition A (1/2 Megohm minimum) |
| Thermal Shock | MIL-STD-202, Method 107, Test Condition B (-65°C to 125°C) |
| Moisture Resistance | MIL-STD-202, Method 106 |
| Fuses to MIL SPEC | 262 Series is available in FM07A on QPL for MIL-PRF-23419/7. To order, change 262 to 269 |

Dimensions



Part Numbering System



Packaging

| Packaging Option | Packaging Specification | Quantity | Quantity & Packaging Code |
|------------------|-------------------------|----------|---------------------------|
| Bulk | N / A | 5 | V |

Данный компонент на территории Российской Федерации

Вы можете приобрести в компании MosChip.

Для оперативного оформления запроса Вам необходимо перейти по данной ссылке:

<http://moschip.ru/get-element>

Вы можете разместить у нас заказ для любого Вашего проекта, будь то серийное производство или разработка единичного прибора.

В нашем ассортименте представлены ведущие мировые производители активных и пассивных электронных компонентов.

Нашей специализацией является поставка электронной компонентной базы двойного назначения, продукции таких производителей как XILINX, Intel (ex.ALTERA), Vicor, Microchip, Texas Instruments, Analog Devices, Mini-Circuits, Amphenol, Glenair.

Сотрудничество с глобальными дистрибьюторами электронных компонентов, предоставляет возможность заказывать и получать с международных складов практически любой перечень компонентов в оптимальные для Вас сроки.

На всех этапах разработки и производства наши партнеры могут получить квалифицированную поддержку опытных инженеров.

Система менеджмента качества компании отвечает требованиям в соответствии с ГОСТ Р ИСО 9001, ГОСТ РВ 0015-002 и ЭС РД 009

Офис по работе с юридическими лицами:

105318, г.Москва, ул.Щербаковская д.3, офис 1107, 1118, ДЦ «Щербаковский»

Телефон: +7 495 668-12-70 (многоканальный)

Факс: +7 495 668-12-70 (доб.304)

E-mail: info@moschip.ru

Skype отдела продаж:

moschip.ru

moschip.ru_4

moschip.ru_6

moschip.ru_9