THIS DRAWING IS UNPUBLISHED. RELEASED FOR PUBLICATION 20
© COPYRIGHT 20 BY TYCO ELECTRONICS CORPORATION. ALL RIGHTS RESERVED.

LOC	DIST
DF	A5

REVISIONS

P	LTR	DESCRIPTION	DATE	DWN	APVD
	1	DRAWN	05AUG2009	BY	MM

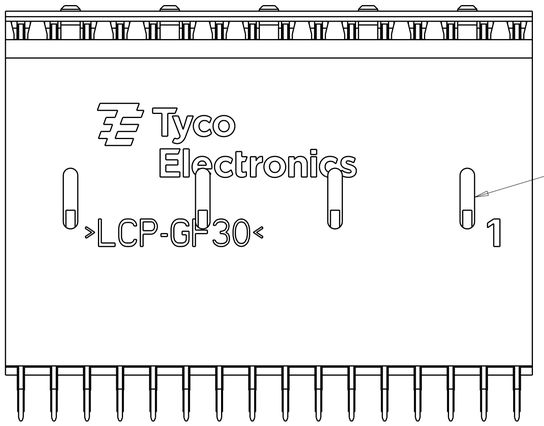

SLOTS FOR RECEIVING SHIELD RETENTION LEGS

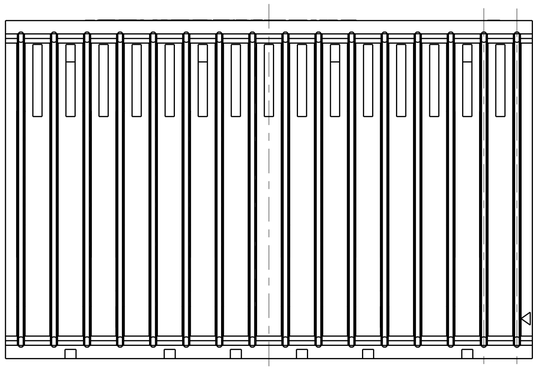

1.80 REF
15 PLC

13.50 REF

℄ OF -X-

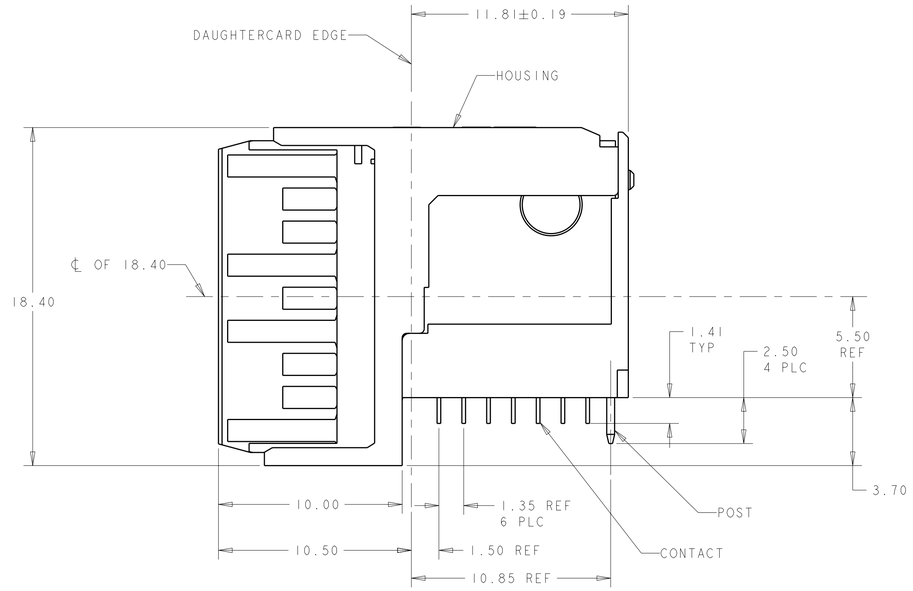

1. HOUSING: LCP, UL94V0, COLOR: BLACK.
   CONTACT: PHOSPHOR BRONZE.
   POST: BRASS WIRE
2. CONTACT: 1.27µm MIN GOLD IN PAD CONTACT AREA,
   1.27µm MIN TIN-LEAD ON PCB TAIL
   OVER 1.27µm MIN NICKEL OVER ALL.
   POST 1.27µm MIN NICKEL PLATED.
3. MANUFACTURING TOLERANCE FOR Ø0.46± 0.05
   DIAMETER FINISHED HOLEWITH SnPB PLATING:

   DRILLED HOLE = Ø0.55±0.02
   COPPER PLATING = 0.025-0.050
   Sn PB PLATING = 0.0038-0.0124

   OR MANUFACTURING TOLERANCE FOR Ø0.475± 0.05
   DIAMETER FINISHED HOLE WITHOUT SnPB PLATING:

   DRILLED HOLE = Ø0.55±0.02
   COPPER PLATING = 0.025-0.050
4. SEE TABLE 1 FOR INTERCONNECTIONS TO
   BACKPLANE CONNECTOR.

TABLE 1
INTERCONNECTIONS WITH BACKPLANE CONNECTOR 1410140

TYPICAL INTERCONNECTIONS FOR EACH COLUMN (WAFER): 1-16		
CONTACT USAGE	DAUGHTERCARD CONNECTOR PIN	BACKPLANE CONNECTOR PIN
SIGNAL	ax	bx
SIGNAL	bx	cx
SIGNAL	dx	ex
SIGNAL	fx	gx
SIGNAL	gx	hx
GROUNDS	cx, ex, (ALL COMMONED)	ax, dx, fx, ix

NOTE: "x" DESIGNATES THE COLUMN NUMBER

4 80 SIGNAL CONTACTS OUTLINED FOR CLARITY

CONNECTOR KEEPOUT AREA

PIN "g16"

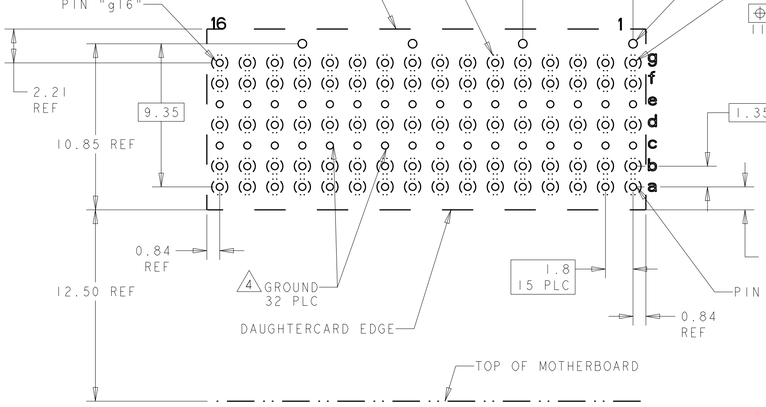

7.2
3 PLC

Ø0.56±0.05
⊕ Ø0.10Ⓢ
4 HOLES

SEE NOTE 3
⊕ Ø0.10Ⓢ
112 HOLES

2.21
REF

9.35

10.85 REF

1.35 6 PLC

0.84
REF

12.50 REF

4 GROUND
32 PLC

1.8
15 PLC

1.50

PIN "a1"

0.84
REF

DAUGHTERCARD EDGE

TOP OF MOTHERBOARD

PC BOARD LAYOUT
(CONNECTOR SIDE)

SEE SHEET 2 FOR RTM
SCALE 5:1

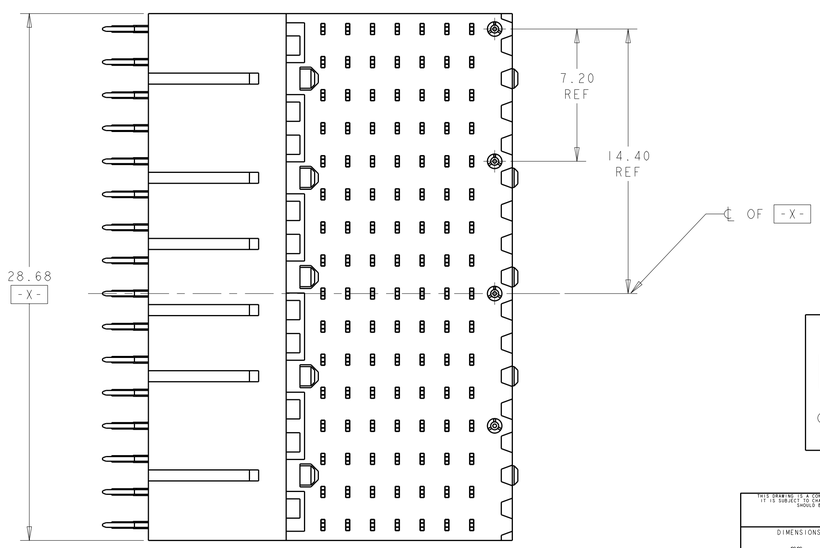

THIS PRINT IS

PRELIMINARY

UNQUALIFIED PRODUCT
CONTACT PRODUCT ENGINEERING
BEFORE USING THIS PRINT

2	2000878-1
PLATING	PART NO

THIS DRAWING IS A CONTROLLED DOCUMENT FOR TYCO ELECTRONICS CORPORATION. IT IS SUBJECT TO CHANGE AND THE CONTROLLING ENGINEERING ORGANIZATION SHOULD BE CONTACTED FOR THE LATEST REVISION.

DIMENSIONS: mm

TOLERANCES UNLESS OTHERWISE SPECIFIED:
0 PLC ±-
1 PLC ±0.5
2 PLC ±0.13
3 PLC ±-
4 PLC ±-
ANGLES ±1°0'

MATERIAL -1
FINISH - SEE TABLE

DWN	Brent D. Yohe	05AUG2009
CHK	MR MCALONIS	3SEP2009
APVD	MR MCALONIS	3SEP2009
PRODUCT SPEC	108-2072	
APPLICATION SPEC	114-13056	
WEIGHT	-	

tyco Electronics
Tyco Electronics
Harrisburg, PA 17105-3608

NAME: RIGHT ANGLE PLUG ASSEMBLY, 7 ROW, CENTER, 20.3mm, SINGLE ENDED, MULTIGIG RT2 MGX, DAUGHTERCARD CONN, VITA 46

PRELIMINARY

SIZE	CAGE CODE	DRAWING NO	RESTRICTED TO
A1	00779	C-2000878	-

CUSTOMER DRAWING | SCALE 5:1 | SHEET 1 OF 2 | REV 1

THIS PRODUCT HAS NOT COMPLETED VALIDATION TESTING

THIS DRAWING IS UNPUBLISHED. RELEASED FOR PUBLICATION 20
© COPYRIGHT 20 BY TYCO ELECTRONICS CORPORATION. ALL RIGHTS RESERVED.

LOC	DIST
DF	A5

REVISIONS

P	LTR	DESCRIPTION	DATE	DWN	APVD
	-	SEE SHEET 1	-	-	-

REAR TRANSITION MODULE APPLICATION

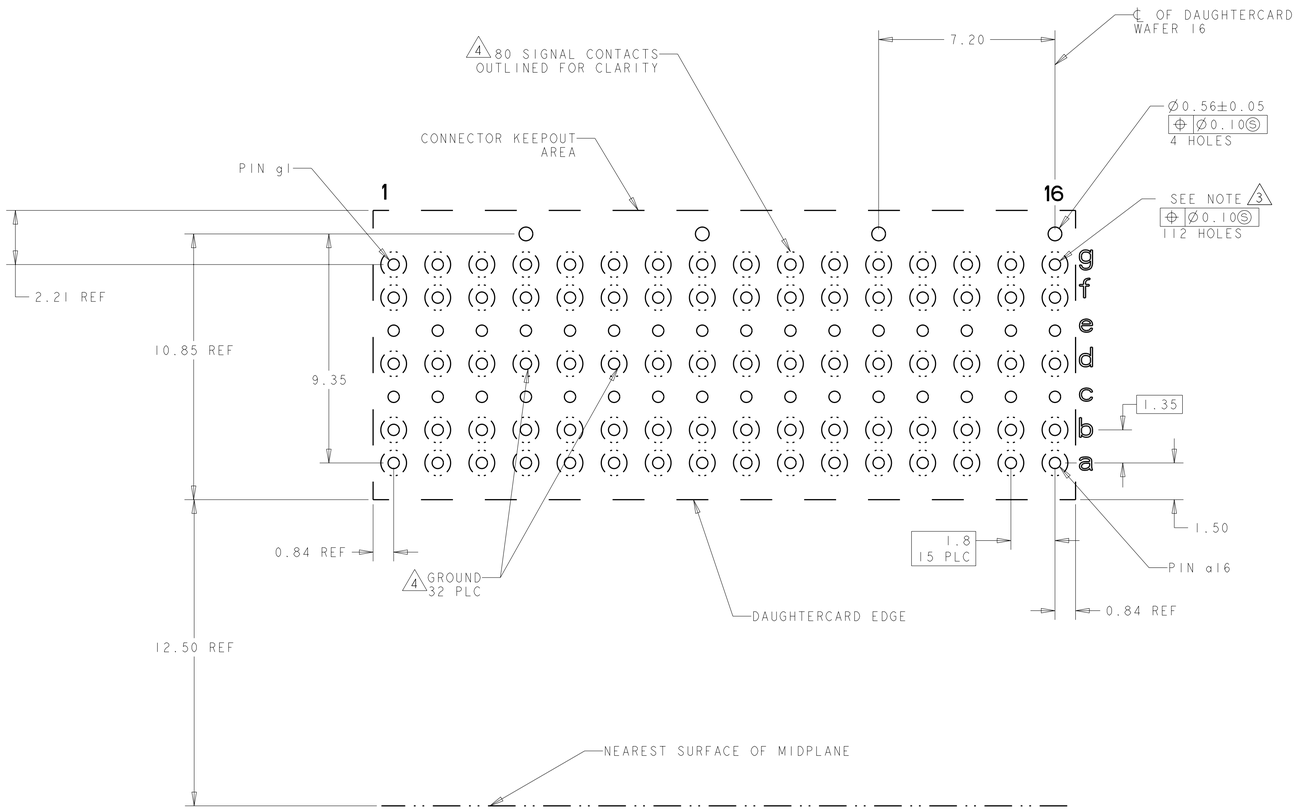

PC BOARD REAR TRANSITION MODULE
SCALE 8:1

THIS PRODUCT HAS NOT COMPLETED VALIDATION TESTING

THIS PRINT IS
PRELIMINARY
UNQUALIFIED PRODUCT
CONTACT PRODUCT ENGINEERING
BEFORE USING THIS PRINT

THIS DRAWING IS A CONTROLLED DOCUMENT FOR TYCO ELECTRONICS CORPORATION. IT IS SUBJECT TO CHANGE AND THE CONTROLLING ENGINEERING ORGANIZATION SHOULD BE CONTACTED FOR THE LATEST REVISION.

DIMENSIONS: mm

TOLERANCES UNLESS OTHERWISE SPECIFIED:
0 PLC ±-
1 PLC ±0.5
2 PLC ±0.13
3 PLC ±-
4 PLC ±-
ANGLES ±1°0'

MATERIAL - -
FINISH - SEE TABLE

DWN 05AUG2009 Brent D. Yohn
CHK 3SEP2009 M.R.MCALONIS
APVD 3SEP2009 M.R.MCALONIS
PRODUCT SPEC 108-2072
APPLICATION SPEC 114-13056
WEIGHT -

tyco Electronics
Tyco Electronics
Harrisburg, PA 17105-3608

NAME RIGHT-ANGLE PLUG ASSEMBLY, 7 ROW, CENTER,20.3mm, SINGLE ENDED, MULTIGIG RT2 MGX, DAUGHTERCARD CONN, VITA 46

SIZE	CAGE CODE	DRAWING NO	RESTRICTED TO
A1	00779	C-2000878	-

CUSTOMER DRAWING | SCALE 5:1 | SHEET 2 OF 2 | REV 1

Общество с ограниченной ответственностью «МосЧип» ИНН 7719860671 / КПП 771901001
Адрес: 105318, г.Москва, ул.Щербаковская д.3, офис 1107

Данный компонент на территории Российской Федерации

Вы можете приобрести в компании MosChip.

Для оперативного оформления запроса Вам необходимо перейти по данной ссылке:

http://moschip.ru/get-element

Вы можете разместить у нас заказ для любого Вашего проекта, будь то серийное производство или разработка единичного прибора.

В нашем ассортименте представлены ведущие мировые производители активных и пассивных электронных компонентов.

Нашей специализацией является поставка электронной компонентной базы двойного назначения, продукции таких производителей как XILINX, Intel (ex.ALTERA), Vicor, Microchip, Texas Instruments, Analog Devices, Mini-Circuits, Amphenol, Glenair.

Сотрудничество с глобальными дистрибьюторами электронных компонентов, предоставляет возможность заказывать и получать с международных складов практически любой перечень компонентов в оптимальные для Вас сроки.

На всех этапах разработки и производства наши партнеры могут получить квалифицированную поддержку опытных инженеров.

Система менеджмента качества компании отвечает требованиям в соответствии с ГОСТ Р ИСО 9001, ГОСТ РВ 0015-002 и ЭС РД 009

Офис по работе с юридическими лицами:

105318, г.Москва, ул.Щербаковская д.3, офис 1107, 1118, ДЦ «Щербаковский»

Телефон: +7 495 668-12-70 (многоканальный)

Факс: +7 495 668-12-70 (доб.304)

E-mail: info@moschip.ru

Skype отдела продаж:
moschip.ru
moschip.ru_4
moschip.ru_6
moschip.ru_9