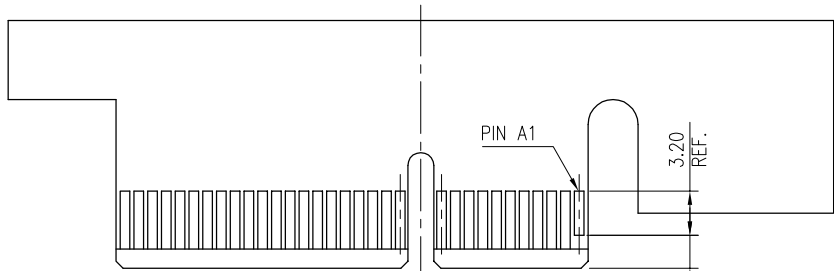


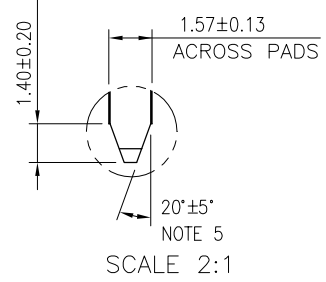
I/O PANEL DIRECTION  
PRIMARY (COMPONENT) SIDE



I/O PANEL DIRECTION  
SECONDARY (SOLDER) SIDE

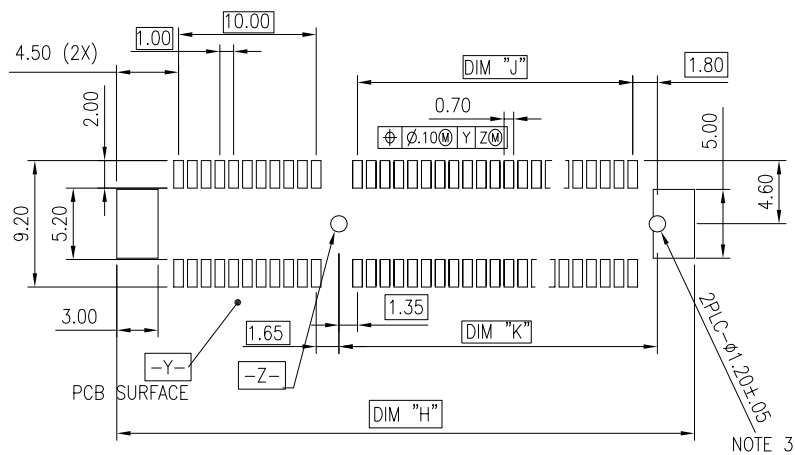
#	POS	REF.	N	DIM "G"	DIM "F"	"F"
36	6		8.15	6.00	B17	
64	20		22.15	20.00	B31	
98	37		39.15	37.00	B48	
164	70		72.15	70.00	B81	

PIN "F" SEE TABLE



ADD-IN CARD EDGE-FINGER DIMENSIONS

mat'l. code		surface 58/ISO 1302		tolerance ISO 406 ISO 101		projection		product family		
-		✓				MM		PCI_EXPRESS		
ltr	ecn no	dr	date	tolerances unless otherwise specified				title		
				angles	.X±.2		PCI_EXPRESS_CARD_EDGE_GEN3 ASSEMBLY(SMT)			
				linear	.XX±.13					
				0°±2°	XXX±.05					
		dr	STONE_LI	2015/05/27			dwg no		sheet 2 of 6	size
		engr	STONE_LI	2015/05/27			10061913		A4	
		chr	/	/			type		CUSTOMER Drawing	
		appd	PM_ZHENG	2015/05/27						
sheet index	revision	P								
	sheet									

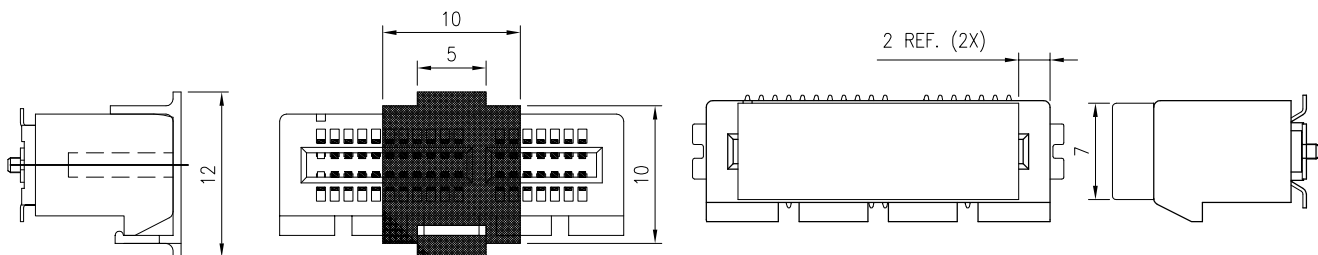


RECOMMENDED PCB LAYOUT, PAD TYPE

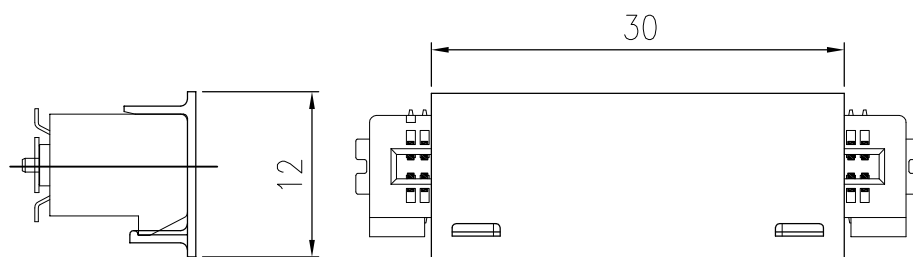
DIMENSIONS								
POSITION	A	B $\begin{smallmatrix} +0.15 \\ -0.05 \end{smallmatrix}$	C $\pm 0.20$	D $\pm 0.23$	E $\pm 0.20$	H $\pm 0.10$	J	K $\pm 0.10$
36	6.00	7.65	9.15	25.00	27.00	28.00	6.00	9.15
64	20.00	21.65	23.15	39.00	41.00	42.00	20.00	23.15
98	37.00	38.65	40.15	56.00	58.00	59.00	37.00	40.15
164	70.00	71.65	73.15	89.00	91.00	92.00	70.00	73.15

POSTION OF CAP

POSTION OF DUMMY CARD



POSTION OF CUSTOMIZED CAP(30X12)



Amphenol FCI

© 2016 AFCI

mat'l. code				surface 58/ISO 1302		tolerance ISO 406 ISO 101		projection		product family			
-				✓				MM		PCI_EXPRESS			
ltr	ecn no	dr	date	tolerances unless otherwise specified						title			
				angles		linear		scale 2		PCI_EXPRESS_CARD_EDGE_GEN3 ASSEMBLY(SMT)			
				0°±2°		.X±.2 .XX±.13 XXX±.05				dwg no		sheet 3 of 6	size
				dr	STONE_LI	2015/05/27		Amphenol FCI		10061913		A4	
				engr	STONE_LI	2015/05/27				type		CUSTOMER Drawing	
				chr	/	/							
				appd	PM_ZHENG	2015/05/27							
sheet index	revision	P											

NOTES:

1.MATERIAL:

HOUSING: NYLON, GLASS FILLED UL94V-0 RATE, SUITABLE FOR I.R SOLDERING.

TERMINAL: COPPER ALLOY

PLATING: 50u" NICKEL UNDERPLATE ALL OVER CONTACT AREA PLATING - SEE PRODUCT NUMBER CODE SOLDER TAIL: TIN 100u" OVER 50u" NICKEL

METAL PADS: COPPER ALLOY FINISH: 100u" TIN OVER 50u" NICKEL

2.PRODUCT SPECIFICATION: GS-12-390

③THE HORIZONTAL AXIS FOR THE PAD PATTERN IS ESTABLISHED BY A LINE THROUGH THE CENTER OF THE TWO Ø1.0 HOLES. THE VERTICAL AXIS IS 90° TO THE HORIZONTAL AXIS, THROUGH THE CENTER OF DATUM [Z-]

④NO TIE BAR PERMITTED FROM CARD EDGE TO LEADING EDGE OF PAD FOR PINS A1.

⑤CHAMFER EDGES MUST BE FREE OF CUTTING BURRS.

6.RoHS COMPATIBLE PRODUCT SPECIFICATIONS

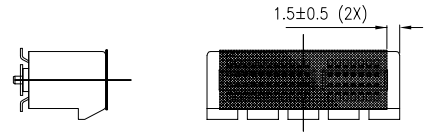
a - PLATING:

- "LF" MEANS THE PRODUCT IS LEAD-FREE

b - MANUFACTURING PROCESS COMPATIBILITY

- THE HOUSING WILL WITHSTAND EXPOSURE TO 260°C±5°C PEAK TEMPERATURE FOR 5 SECONDS IN A CONVECTION, INFRA-RED OR VAPOR PHASE REFLOW OVEN.

7.A ΔSYMBOL WILL BE NEXT TO ANY DIMENSION, VIEW, OR NOTE WHICH HAS BEEN MODIFIED WITH CURRENT DRAWING REVISION.



POSITION OF MYLAR

PRODUCT NUMBER CODE

10061913-X X X X L F LEAD FREE

HOUSING COLOR OPTIONS

- 0-WHITE
1-BLACK

PACKAGING OPTIONS

- T-TRAY PACKAGING WITHOUT CAP
C-TRAY PACKAGING WITH CAP
N-TRAY PACKAGING WITH MYLAR
G-TRAY PACKAGING WITH DUMMY CARD
V-TRAY FOR VACUUM PACKAGING
R-TAPE & REEL PACKAGING WITHOUT CAP OR MYLAR (FOR 36P & 64P ONLY)
P-TAPE & REEL PACKAGING WITH CAP (FOR 36P & 64P& 98P ONLY)
Q-TAPE & REEL PACKAGING WITH CAP ( CUSTOMIZED FOR 98P ONLY)
M-TAPE & REEL PACKAGING WITH MYLAR (FOR 36P & 64P & 98P ONLY)
J-TAPE & REEL PACKAGING(24MM PITCH) WITH MYLAR (FOR 98P & 164P ONLY)
U-REEL FOR VACUUM PACKAGING
A-44MM WIDTH TAPE&REEL PACKING WITH MYLAR(FOR 36P ONLY)
Y-HARD TRAY (338x234 FOR 36P, 98P & 164P OPTION ONLY)
Z-HARD TRAY (338x234)WITH MYLAR (FOR 36P, 98P & 164P OPTION ONLY)
B-HARD TRAY (338x234)WITH CAP (FOR 36P, 98P & 164P OPTION ONLY)
H-CUSTOMIZED HARD TRAY (330x235x19.3)WITH 30mm CAP (FOR 98 & 164P ONLY)
D-SMALLER HARD TRAY WITH CHAMFER AT LEFT-BOTTOM SIDE (323x136x19) WITH 30mm CAP (FOR 164P ONLY) Δ

TERMINAL PLATING OPTIONS

- 0-50u" Ni UNDERPLATE
30u" Au CONTACT AREA
100u" TIN TAIL AREA ----- COMPATIBLE RoHS
1-50u" Ni UNDERPLATE
15u" Au CONTACT AREA
100u" TIN TAIL AREA ----- COMPATIBLE RoHS
2-50u" Ni UNDERPLATE
GOLD FLASH CONTACT AREA
100u" TIN TAIL AREA ----- COMPATIBLE RoHS
3-50u" Ni UNDERPLATE
30u" Au CONTACT AREA
GOLD FLASH TAIL AREA ----- COMPATIBLE RoHS

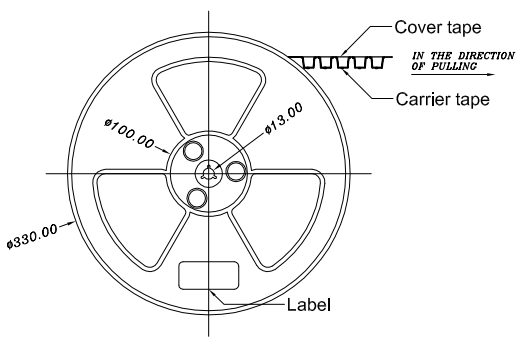
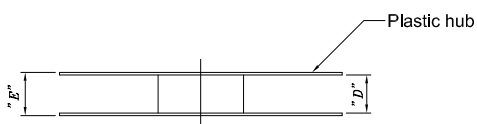
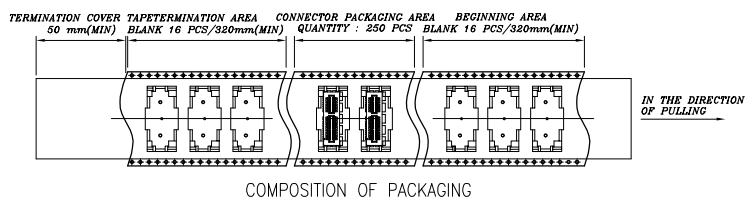
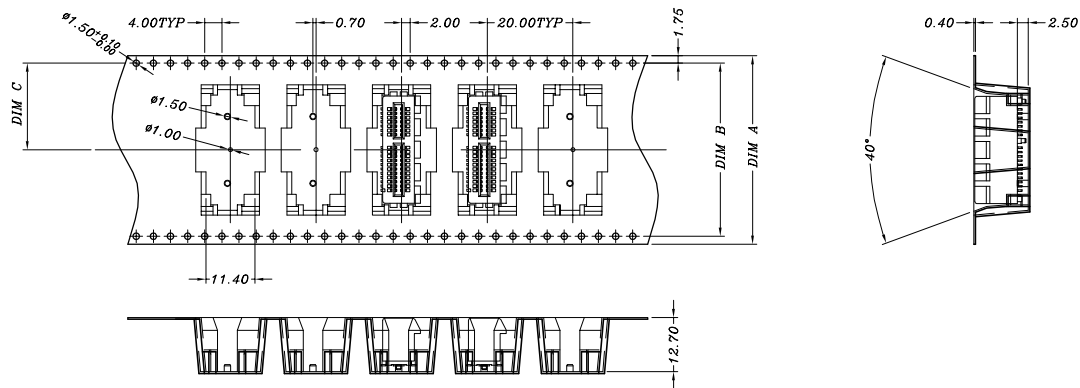
POS OPTIONS

- 0-36
1-64
2-98
3-164

Amphenol FCI

© 2016 AFCI

Table with columns for material code, surface, tolerance, projection, product family, title, and drawing information. Includes Amphenol FCI logo and part number 10061913.



TAPE AND REEL  
 PACKING  
 RECOMMENDED FOR  
 36PINS ONLY

DIMENSIONS					
POSITIONS	A	B	C	D REF.	E REF.
36 (10061913-xxxALF)	44.00	40.40	20.20	44.5	50.5
36	56.00	52.60	26.30	56.4	60.4
64	56.00	52.60	26.30	56.4	60.4
98	88.00	79.60	39.80	88.4	92.4

Amphenol  
 FCI

© 2016 AFCI

mat'l. code		surface 58/ISO 1302		tolerance ISO 406 ISO 101		projection		product family					
ltr		ecn no		dr		date		tolerances unless otherwise specified		title		sheet 5 of 6	
								angles linear		PCI_EXPRESS_CARD_EDGE_GEN3 ASSEMBLY(SMT)		size	
								0°±2°		MM		A4	
				dr		2015/05/27		xxx±.10		scale 1		sheet 5 of 6	
				engr		2015/05/27		Amphenol FCI		10061913		CUSTOMER Drawing	
				chr		/				type			
				appd		2015/05/27							
sheet index		revision sheet		P									



## Данный компонент на территории Российской Федерации

### Вы можете приобрести в компании MosChip.

Для оперативного оформления запроса Вам необходимо перейти по данной ссылке:

<http://moschip.ru/get-element>

Вы можете разместить у нас заказ для любого Вашего проекта, будь то серийное производство или разработка единичного прибора.

В нашем ассортименте представлены ведущие мировые производители активных и пассивных электронных компонентов.

Нашей специализацией является поставка электронной компонентной базы двойного назначения, продукции таких производителей как XILINX, Intel (ex.ALTERA), Vicor, Microchip, Texas Instruments, Analog Devices, Mini-Circuits, Amphenol, Glenair.

Сотрудничество с глобальными дистрибьюторами электронных компонентов, предоставляет возможность заказывать и получать с международных складов практически любой перечень компонентов в оптимальные для Вас сроки.

На всех этапах разработки и производства наши партнеры могут получить квалифицированную поддержку опытных инженеров.

Система менеджмента качества компании отвечает требованиям в соответствии с ГОСТ Р ИСО 9001, ГОСТ РВ 0015-002 и ЭС РД 009

### Офис по работе с юридическими лицами:

105318, г.Москва, ул.Щербаковская д.3, офис 1107, 1118, ДЦ «Щербаковский»

Телефон: +7 495 668-12-70 (многоканальный)

Факс: +7 495 668-12-70 (доб.304)

E-mail: [info@moschip.ru](mailto:info@moschip.ru)

Skype отдела продаж:

moschip.ru

moschip.ru\_4

moschip.ru\_6

moschip.ru\_9