

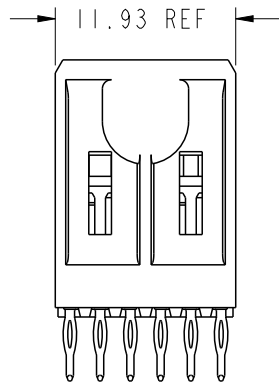
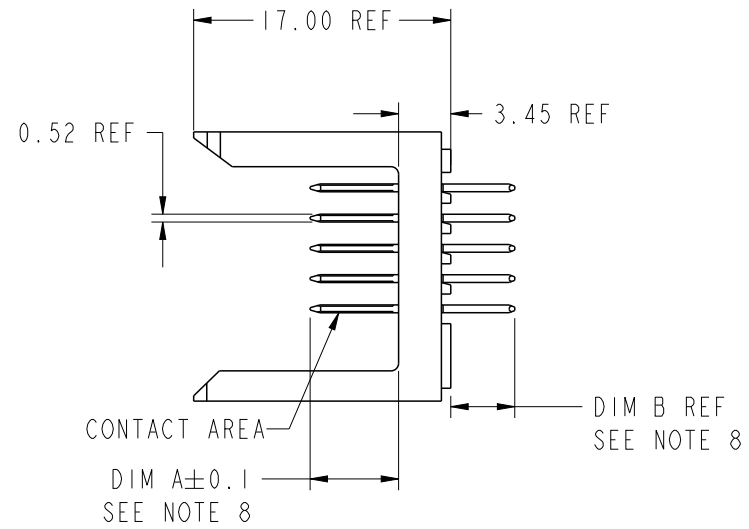
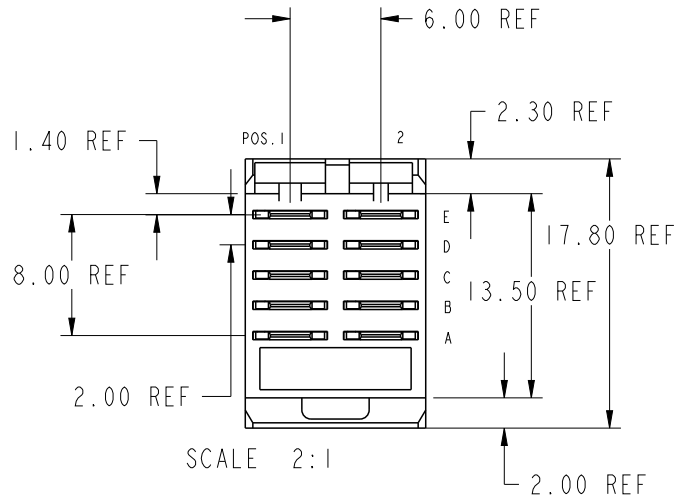
PRODUCT NUMBER
89099-XXX
89099-XXYLF

A

B

C

D



PLATING IN CONTACT AREA		
DASH NUMBER	PERFORMANCE LEVEL	NOTES
-1YY	TELCORDIA CO	-
-2YY	TELECOM CLASS	-
-3YY	IEC CLASS I	-
-5YY	TELCORDIA UE	-
-1YYLF	TELCORDIA CO IEC CLASS I	SEE NOTE 9
-2YYLF	TELECOM CLASS	SEE NOTE 9
-5YYLF	TELCORDIA UE	SEE NOTE 9

spec ref	*	dr	Terran Huang	2010/07/08	projection	mm	size	A4	scale	2:1
tolerance std	TOLERANCES UNLESS OTHERWISE SPECIFIED	eng	Andy Lu	2013/10/22			ecn no	ELX-DG-16119-1		
ISO 406		chr	Sun Richard	2013/10/24				rel level	Released	
ISO 1101		appr	Pei-Ming Zheng	2013/10/24	product family	METRAL			rev	
surface	3.200 linear			title	METRAL POWER HEADER			dwg no	89099	
	0.X ±0.3			1 MOD, 5 ROW PRESS-FIT			Product - Customer Drw		sheet 1 of 6	
	0.XX ±0.13									
	0.XXX ±0.051									
ISO 1302	angular 0° ±2°	www.fci.com	cat. no.	-	Product - Customer Drw			AW		

ProjE File - REV C - 2009-06-09

Copyright FCI.



A

B

C

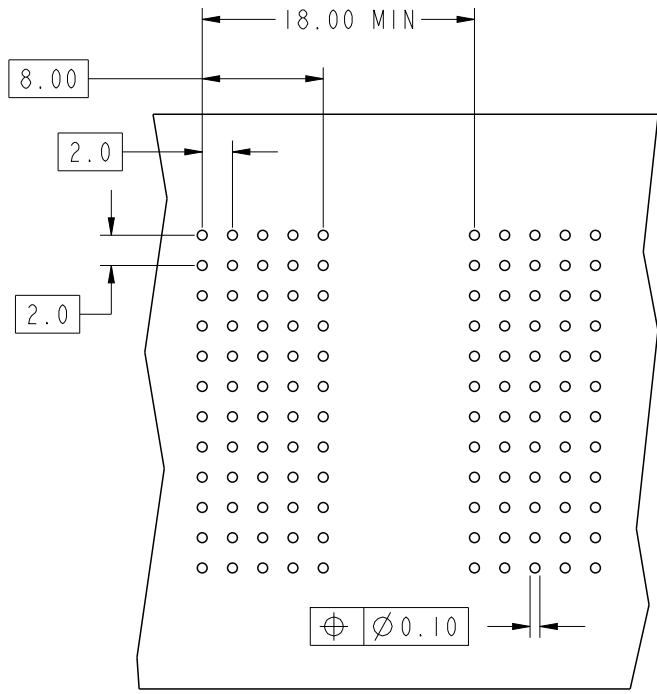
D

A

B

C

D



SCALE 2:1

REQUIRED PC BOARD LAYOUT
COMPONENT SIDE

SEE PRINT 58351 FOR ADDITIONAL
PCB INFORMATION.

KEY		
CODE	DIMENSIONS	
	DIM "A" MATE	DIM "B" TAIL
P01	6.50	4.30
P02	7.25	4.30
P03	8.00	4.30
P04	6.50	13.60
P05	7.25	13.60
P06	8.00	13.60
P07	6.50	17.00
P08	7.25	17.00
P09	8.00	17.00
PI6	5.00	4.30
PI7	5.75	4.30



Copyright FCI.

spec ref	*	dr	Terran Huang	2010/07/08	projection 	mm 	size	A4	scale	2:1	
tolerance std	TOLERANCES UNLESS OTHERWISE SPECIFIED	eng	Andy Lu	2013/10/22			ecn no	ELX-DG-16119-1			
ISO 406 ISO 1101		chr	Sun Richard	2013/10/24			product family	METRAL	rel level	Released	
surface	3.200 linear	appr	Pei-Ming Zheng	2013/10/24	title		METRAL POWER HEADER	dwg no	89099	rev	AW
ISO 1302	angular 0° ±2°	www.fci.com		cat. no.	-	Product - Customer Drw			sheet 2 of 6		

Print File - REV C - 2009-06-09



A

B

C

Copyright FCI.

D

METRAL P/N	ROW	CONTACT CODE MOD. I	
		1	2
89099-X01	E	P16	P16
SEE NOTE 10 LEAD FREE OPTION	D	P16	P16
	C	P16	P16
	B	P16	P16
	A	P16	P16

METRAL P/N	ROW	CONTACT CODE MOD. I	
		1	2
89099-X05	E	P01	P01
SEE NOTE 10 LEAD FREE OPTION	D	P01	P01
	C	P02	P02
	B	P03	P03
	A	P03	P03

METRAL P/N	ROW	CONTACT CODE MOD. I	
		1	2
89099-X11	E	P01	P01
SEE NOTE 10 LEAD FREE OPTION	D	P01	P01
	C	P01	P01
	B	P01	P01
	A	P01	P01

METRAL P/N	ROW	CONTACT CODE MOD. I	
		1	2
89099-X15	E	P02	P02
SEE NOTE 10 LEAD FREE OPTION	D	P02	P02
	C	P02	P02
	B	P02	P02
	A	P02	P02

METRAL P/N	ROW	CONTACT CODE MOD. I	
		1	2
89099-X20	E	P04	P04
SEE NOTE 10 LEAD FREE OPTION	D	P04	P04
	C	P05	P05
	B	P06	P06
	A	P05	P05

METRAL P/N	ROW	CONTACT CODE MOD. I	
		1	2
89099-X02	E	P16	P16
SEE NOTE 10 LEAD FREE OPTION	D	P16	P16
	C	P16	P16
	B	P16	P16
	A	P01	P01

METRAL P/N	ROW	CONTACT CODE MOD. I	
		1	2
89099-X06	E	P17	P17
SEE NOTE 10 LEAD FREE OPTION	D	P17	P17
	C	P17	P17
	B	P17	P17
	A	P17	P17

METRAL P/N	ROW	CONTACT CODE MOD. I	
		1	2
89099-X12	E	P01	P01
SEE NOTE 10 LEAD FREE OPTION	D	P01	P01
	C	P01	P01
	B	P03	P03
	A	P01	P01

METRAL P/N	ROW	CONTACT CODE MOD. I	
		1	2
89099-X16	E	P01	P01
SEE NOTE 10 LEAD FREE OPTION	D	P01	P01
	C	P02	P02
	B	P02	P02
	A	P03	P03

METRAL P/N	ROW	CONTACT CODE MOD. I	
		1	2
89099-X21	E	P04	P04
SEE NOTE 10 LEAD FREE OPTION	D	P04	P04
	C	P04	P04
	B	P04	P04
	A	P04	P04

METRAL P/N	ROW	CONTACT CODE MOD. I	
		1	2
89099-X03	E	P17	P17
SEE NOTE 10 LEAD FREE OPTION	D	P01	P01
	C	P17	P17
	B	P17	P17
	A	P01	P01

METRAL P/N	ROW	CONTACT CODE MOD. I	
		1	2
89099-X07	E	P02	P02
SEE NOTE 10 LEAD FREE OPTION	D	P02	P02
	C	P02	P02
	B	P02	P02
	A	P02	P02

METRAL P/N	ROW	CONTACT CODE MOD. I	
		1	2
89099-X13	E	P01	P01
SEE NOTE 10 LEAD FREE OPTION	D	P01	P01
	C	P02	P02
	B	P03	P03
	A	P03	P03

METRAL P/N	ROW	CONTACT CODE MOD. I	
		1	2
89099-X17	E	P01	P01
SEE NOTE 10 LEAD FREE OPTION	D	P01	P01
	C	P01	P01
	B	P01	P01
	A	P03	P03

METRAL P/N	ROW	CONTACT CODE MOD. I	
		1	2
89099-X22	E	P04	P04
SEE NOTE 10 LEAD FREE OPTION	D	P04	P04
	C	P04	P04
	B	P06	P06
	A	P04	P04

METRAL P/N	ROW	CONTACT CODE MOD. I	
		1	2
89099-X04	E	P17	P17
SEE NOTE 10 LEAD FREE OPTION	D	P17	P17
	C	P17	P17
	B	P02	P02
	A	P17	P17

METRAL P/N	ROW	CONTACT CODE MOD. I	
		1	2
89099-X10	E	P01	P01
SEE NOTE 10 LEAD FREE OPTION	D	P01	P01
	C	P02	P02
	B	P03	P03
	A	P02	P02

METRAL P/N	ROW	CONTACT CODE MOD. I	
		1	2
89099-X14	E	P03	P03
SEE NOTE 10 LEAD FREE OPTION	D	P03	P03
	C	P03	P03
	B	P03	P03
	A	P03	P03

METRAL P/N	ROW	CONTACT CODE MOD. I	
		1	2
89099-X18	E	P01	P01
SEE NOTE 10 LEAD FREE OPTION	D	P01	P01
	C	P03	P03
	B	P03	P03
	A	P03	P03

METRAL P/N	ROW	CONTACT CODE MOD. I	
		1	2
89099-X23	E	P04	P04
SEE NOTE 10 LEAD FREE OPTION	D	P04	P04
	C	P05	P05
	B	P06	P06
	A	P06	P06

spec ref	*	dr	Terran Huang	2010/07/08	projection	mm	size	A4	scale	1:1			
tolerance std	ISO 406 ISO 1101	eng	Andy Lu	2013/10/22			ecn no	ELX-DG-16119-1					
	TOLERANCES UNLESS OTHERWISE SPECIFIED	chr	Sun Richard	2013/10/24				product family	METRAL	rel level	Released		
surface	3.200 ISO 1302	appr	Pei-Ming Zheng	2013/10/24	product family			METRAL	rel level	Released			
	near	0.X	±0.3		title			METRAL POWER HEADER		dwg no	89099	rev	AW
		0.XX	±0.13		1 MOD, 5 ROW PRESS-FIT								
	angular	0°	±2°		cat. no.			-			Product - Customer Drw		sheet 3 of 6

ProjE File - REV C - 2009-06-09

1

2

3

4

A

B

C

D

A

B

C

D

METRAL P/N	ROW	CONTACT CODE MOD. I	
		1	2
89099-X24 SEE NOTE 10 LEAD FREE OPTION	E	P06	P06
	D	P06	P06
	C	P06	P06
	B	P06	P06
	A	P06	P06

METRAL P/N	ROW	CONTACT CODE MOD. I	
		1	2
89099-X28 SEE NOTE 10 LEAD FREE OPTION	E	P04	P04
	D	P04	P04
	C	P06	P06
	B	P06	P06
	A	P06	P06

METRAL P/N	ROW	CONTACT CODE MOD. I	
		1	2
89099-X33 SEE NOTE 10 LEAD FREE OPTION	E	P07	P07
	D	P07	P07
	C	P08	P08
	B	P09	P09
	A	P09	P09

METRAL P/N	ROW	CONTACT CODE MOD. I	
		1	2
89099-X37 SEE NOTE 10 LEAD FREE OPTION	E	P07	P07
	D	P07	P07
	C	P07	P07
	B	P07	P07
	A	P09	P09

METRAL P/N	ROW	CONTACT CODE MOD. I	
		1	2
89099-X41 SEE NOTE 10 LEAD FREE OPTION	E	P01	P01
	D	P03	P03
	C	P03	P03
	B	P03	P03
	A	P02	P02

METRAL P/N	ROW	CONTACT CODE MOD. I	
		1	2
89099-X25 SEE NOTE 10 LEAD FREE OPTION	E	P05	P05
	D	P05	P05
	C	P05	P05
	B	P05	P05
	A	P05	P05

METRAL P/N	ROW	CONTACT CODE MOD. I	
		1	2
89099-X30 SEE NOTE 10 LEAD FREE OPTION	E	P07	P07
	D	P07	P07
	C	P08	P08
	B	P09	P09
	A	P08	P08

METRAL P/N	ROW	CONTACT CODE MOD. I	
		1	2
89099-X34 SEE NOTE 10 LEAD FREE OPTION	E	P09	P09
	D	P09	P09
	C	P09	P09
	B	P09	P09
	A	P09	P09

METRAL P/N	ROW	CONTACT CODE MOD. I	
		1	2
89099-X38 SEE NOTE 10 LEAD FREE OPTION	E	P07	P07
	D	P07	P07
	C	P09	P09
	B	P09	P09
	A	P09	P09

METRAL P/N	ROW	CONTACT CODE MOD. I	
		1	2
89099-X42 SEE NOTE 10 LEAD FREE OPTION	E	P01	P01
	D	P02	P02
	C	P02	P02
	B	P02	P02
	A	P01	P01

METRAL P/N	ROW	CONTACT CODE MOD. I	
		1	2
89099-X26 SEE NOTE 10 LEAD FREE OPTION	E	P04	P04
	D	P04	P04
	C	P05	P05
	B	P05	P05
	A	P06	P06

METRAL P/N	ROW	CONTACT CODE MOD. I	
		1	2
89099-X31 SEE NOTE 10 LEAD FREE OPTION	E	P07	P07
	D	P07	P07
	C	P07	P07
	B	P07	P07
	A	P07	P07

METRAL P/N	ROW	CONTACT CODE MOD. I	
		1	2
89099-X35 SEE NOTE 10 LEAD FREE OPTION	E	P08	P08
	D	P08	P08
	C	P08	P08
	B	P08	P08
	A	P08	P08

METRAL P/N	ROW	CONTACT CODE MOD. I	
		1	2
89099-X39 SEE NOTE 10 LEAD FREE OPTION	E	P03	P03
	D	P01	P01
	C	P01	P01
	B	P01	P01
	A	P01	P01

METRAL P/N	ROW	CONTACT CODE MOD. I	
		1	2
89099-X43 SEE NOTE 10 LEAD FREE OPTION	E	P03	P03
	D	P03	P03
	C	P03	P03
	B	P02	P02
	A	P02	P02

METRAL P/N	ROW	CONTACT CODE MOD. I	
		1	2
89099-X27 SEE NOTE 10 LEAD FREE OPTION	E	P04	P04
	D	P04	P04
	C	P04	P04
	B	P04	P04
	A	P06	P06

METRAL P/N	ROW	CONTACT CODE MOD. I	
		1	2
89099-X32 SEE NOTE 10 LEAD FREE OPTION	E	P07	P07
	D	P07	P07
	C	P07	P07
	B	P09	P09
	A	P07	P07

METRAL P/N	ROW	CONTACT CODE MOD. I	
		1	2
89099-X36 SEE NOTE 10 LEAD FREE OPTION	E	P07	P07
	D	P07	P07
	C	P08	P08
	B	P08	P08
	A	P09	P09

METRAL P/N	ROW	CONTACT CODE MOD. I	
		1	2
89099-X40 SEE NOTE 10 LEAD FREE OPTION	E	P02	P02
	D	P01	P01
	C	P02	P02
	B	P01	P01
	A	P02	P02

METRAL P/N	ROW	CONTACT CODE MOD. I	
		1	2
89099-X44 SEE NOTE 10 LEAD FREE OPTION	E	P03	P03
	D	P03	P03
	C	P03	P03
	B	P16	P16
	A	P03	P03



Copyright FCI.

spec ref	*	dr	Terran Huang	2010/07/08	projection 	mm 	size	A4	scale	1:1
tolerance std ISO 406 ISO 1101	TOLERANCES UNLESS OTHERWISE SPECIFIED	eng	Andy Lu	2013/10/22			ecn no	ELX-DG-16119-1		
		chr	Sun Richard	2013/10/24				rel level	Released	
surface $3.2 \sqrt{R}$ ISO 1302	near	appr	Pei-Ming Zheng	2013/10/24	product family		METRAL			
		0.X	± 0.3	 FCI www.fci.com	title		METRAL POWER HEADER		dwg no 89099 rev AW	
		0.XX	± 0.13		1 MOD, 5 ROW PRESS-FIT					
0.XXX	± 0.051	cat. no.			Product - Customer Drw		sheet 4 of 6			
angular	0°	$\pm 2^\circ$								

1

2

3

4



Copyright FCI.

METRAL P/N	ROW	CONTACT CODE MOD. I	
		1	2
89099-X45 SEE NOTE 10 LEAD FREE OPTION	E	P03	P03
	D	P02	P02
	C	P17	P17
	B	P17	P17
	A	P17	P17

METRAL P/N	ROW	CONTACT CODE MOD. I	
		1	2
89099-X49 SEE NOTE 10 LEAD FREE OPTION	E	P02	P02
	D	P03	P03
	C	P03	P03
	B	P03	P03
	A	P02	P02

METRAL P/N	ROW	CONTACT CODE MOD. I	
		1	2
89099-X53 SEE NOTE 10 LEAD FREE OPTION	E	P05	P05
	D	P05	P05
	C	P06	P06
	B	P04	P04
	A	P04	P04

METRAL P/N	ROW	CONTACT CODE MOD. I	
		1	2
89099-X57 SEE NOTE 10 LEAD FREE OPTION	E	P03	P03
	D	P01	P01
	C	P01	P01
	B	P01	P01
	A	P03	P03

METRAL P/N	ROW	CONTACT CODE MOD. I	
		1	2
89099-X61 SEE NOTE 10 LEAD FREE OPTION	E	P03	P03
	D	P03	P03
	C	P02	P02
	B	P01	P01
	A	P01	P01

METRAL P/N	ROW	CONTACT CODE MOD. I	
		1	2
89099-X46 SEE NOTE 10 LEAD FREE OPTION	E	P03	P03
	D	P03	P03
	C	P01	P01
	B	P03	P03
	A	P01	P01

METRAL P/N	ROW	CONTACT CODE MOD. I	
		1	2
89099-X50 SEE NOTE 10 LEAD FREE OPTION	E	P01	P01
	D	P01	P01
	C	P03	P03
	B	P01	P01
	A	P01	P01

METRAL P/N	ROW	CONTACT CODE MOD. I	
		1	2
89099-X54 SEE NOTE 10 LEAD FREE OPTION	E	P02	P02
	D	P02	P02
	C	P03	P03
	B	P01	P01
	A	P01	P01

METRAL P/N	ROW	CONTACT CODE MOD. I	
		1	2
89099-X58 SEE NOTE 10 LEAD FREE OPTION	E	P01	P01
	D	P03	P03
	C	P01	P01
	B	P03	P03
	A	P01	P01

METRAL P/N	ROW	CONTACT CODE MOD. I	
		1	2
89099-X62 SEE NOTE 10 LEAD FREE OPTION	E	P06	P06
	D	P05	P05
	C	P05	P05
	B	P06	P06
	A	P05	P05

METRAL P/N	ROW	CONTACT CODE MOD. I	
		1	2
89099-X47 SEE NOTE 10 LEAD FREE OPTION	E	P01	P01
	D	P01	P01
	C	P02	P02
	B	P03	P03
	A	P02	P02

METRAL P/N	ROW	CONTACT CODE MOD. I	
		1	2
89099-X51 SEE NOTE 10 LEAD FREE OPTION	E	P01	P01
	D	P01	P01
	C	P16	P16
	B	P01	P01
	A	P01	P01

METRAL P/N	ROW	CONTACT CODE MOD. I	
		1	2
89099-X55 SEE NOTE 10 LEAD FREE OPTION	E	P02	P02
	D	P02	P02
	C	P02	P02
	B	P03	P03
	A	P03	P03

METRAL P/N	ROW	CONTACT CODE MOD. I	
		1	2
89099-X59 SEE NOTE 10 LEAD FREE OPTION	E	P16	P16
	D	P03	P03
	C	P03	P03
	B	P03	P03
	A	P03	P03

METRAL P/N	ROW	CONTACT CODE MOD. I	
		1	2
89099-X63 SEE NOTE 10 LEAD FREE OPTION	E	P01	P01
	D	P02	P02
	C	P01	P01
	B	P02	P02
	A	P03	P03

METRAL P/N	ROW	CONTACT CODE MOD. I	
		1	2
89099-X48 SEE NOTE 10 LEAD FREE OPTION	E	P04	P04
	D	P04	P04
	C	P06	P06
	B	P04	P04
	A	P04	P04

METRAL P/N	ROW	CONTACT CODE MOD. I	
		1	2
89099-X52 SEE NOTE 10 LEAD FREE OPTION	E	P03	P03
	D	P02	P02
	C	P03	P03
	B	P03	P03
	A	P03	P03

METRAL P/N	ROW	CONTACT CODE MOD. I	
		1	2
89099-X56 SEE NOTE 10 LEAD FREE OPTION	E	P05	P05
	D	P05	P05
	C	P05	P05
	B	P05	P05
	A	P04	P04

METRAL P/N	ROW	CONTACT CODE MOD. I	
		1	2
89099-X60 SEE NOTE 10 LEAD FREE OPTION	E	P01	P01
	D	P01	P01
	C	P03	P03
	B	P03	P03
	A	P01	P01

METRAL P/N	ROW	CONTACT CODE MOD. I	
		1	2
89099-X64 SEE NOTE 10 LEAD FREE OPTION	E	P02	P02
	D	P02	P02
	C	P01	P01
	B	P03	P03
	A	P01	P01

spec ref	*	dr	Terran Huang	2010/07/08	projection	mm	size	A4	scale	1:1
tolerance std	TOLERANCES UNLESS OTHERWISE SPECIFIED	eng	Andy Lu	2013/10/22			ecn no	ELX-DG-16119-1		
ISO 406		chr	Sun Richard	2013/10/24				rel level	Released	
ISO 1101		appr	Pei-Ming Zheng	2013/10/24	product family		METRAL		rev	
surface	3.200 inear			title		METRAL POWER HEADER		dwg no	89099	
	0.X ±0.3	www.fci.com		1 MOD, 5 ROW PRESS-FIT		Product - Customer Drw		AW	sheet 5 of 6	
	0.XX ±0.13			cat. no.						
	0.XXX ±0.051									
	angular 0° ±2°									



Copyright FCI.

METRAL P/N	ROW	CONTACT CODE MOD. I	
		1	2
89099-X65 SEE NOTE 10 LEAD FREE OPTION	E	P17	P17
	D	P03	P03
	C	P03	P03
	B	P03	P03
	A	P03	P03

METRAL P/N	ROW	CONTACT CODE MOD. I	
		1	2
89099-X69 ----- 89099-X69LF	E	P03	P03
	D	P16	P16
	C	P16	P16
	B	P16	P16
	A	P03	P03

METRAL P/N	ROW	CONTACT CODE MOD. I	
		1	2
89099-X66 ----- 89099-X66LF	E	P17	P17
	D	P17	P17
	C	P02	P02
	B	P02	P02
	A	P17	P17

METRAL P/N	ROW	CONTACT CODE MOD. I	
		1	2
89099-X70 ----- 89099-X70LF	E	P01	P01
	D	P03	P01
	C	P03	P03
	B	P03	P03
	A	P03	P02

METRAL P/N	ROW	CONTACT CODE MOD. I	
		1	2
89099-X67 ----- 89099-X67LF	E	P01	P01
	D	P02	P02
	C	P02	P02
	B	P03	P03
	A	P03	P03

METRAL P/N	ROW	CONTACT CODE MOD. I	
		1	2
89099-X71 ----- 89099-X71LF	E	P03	P03
	D	P03	P03
	C	P03	P02
	B	P03	P02
	A	P03	P03

METRAL P/N	ROW	CONTACT CODE MOD. I	
		1	2
89099-X68 ----- 89099-X68LF	E	P01	P01
	D	P02	P02
	C	P02	P02
	B	P02	P02
	A	P03	P03

METRAL P/N	ROW	CONTACT CODE MOD. I	
		1	2
89099-X72 ----- 89099-X72LF	E	P01	P01
	D	P02	P02
	C	P16	P16
	B	-	-
	A	P02	P02

- NOTES:
- FOR DIM A AND B SEE SHEET 2 AND UP.
 - BODY MATERIAL: LIQUID CRYSTAL POLYMER 30 % GLASS. FLAME RETARDANT ACC. UL 94-V0.
 - PIN MATERIAL: PHOSPHOR BRONZE.
 - PLATING ON PRESS-FIT TAIL:
89099 -XXX IS SnPb
89099-XXYLF IS SN (LEAD FREE)
PLATING ON CONTACT AREA CONFORMS TO PERFORMANCE LEVEL SHOWN IN TABLE.
 - PRODUCT MARKING:
PART NUMBER DESIGNATION & BATCH I.D.
 - ALL PRODUCTS WITH PART NUMBERS SHOWN IN SUBSEQUENT TABLES WILL BE PACKAGED IN TUBES. IF TRAY PACKAGING IS REQUIRED, A SUFFIX "P" WILL BE ADDED TO THE END OF THE PART NUMBER. EXAMPLE: XXXXX-XXXP OR XXXXX-XXXPLF
 - PRODUCT SPECIFICATION GS-12-180 APPLICATION SPECIFICATION BUS-20-075
 - AFTER INSERTION INTO CIRCUIT BOARD WITH QUALIFIED TOOL.
 - THE PRODUCTS WHERE THE PART NUMBER ENDS IN LF MEET THE EUROPEAN UNION DIRECTIVES AND OTHER COUNTRY REGULATIONS AS DESCRIBED IN GS-22-008.
 - FOR LEAD FREE PART NUMBERS, ADD AN "LF" SUFFIX. EXAMPLE: 89099-X01LF
 - ALL PRODUCTS WILL WITHSTAND EXPOSURE TO 260°C FOR 60 SECONDS IN CONVECTION, INFAR-RED OR VAPOR PHASE REFLOW OVEN.

spec ref	*	dr	Terran Huang	2010/07/08	projection	mm	size	A4	scale	1:1														
tolerance std	TOLERANCES UNLESS OTHERWISE SPECIFIED	eng	Andy Lu	2013/10/22			ecn no		ELX-DG-16119-1															
ISO 406		chr	Sun Richard	2013/10/24			rel level		Released															
ISO 1101		appr	Pei-Ming Zheng	2013/10/24	product family		METRAL																	
surface	3.2 linear				title		METRAL POWER HEADER		dwg no		89099		rev											
	0.X														±0.3		cat. no.		-		Product - Customer Drw		sheet 6 of 6	
	0.XX														±0.13									
	0.XXX	±0.051																						
ISO 1302	angular	0°	±2°		www.fci.com																			

Prod File - REV C - 2009-06-09

Данный компонент на территории Российской Федерации

Вы можете приобрести в компании MosChip.

Для оперативного оформления запроса Вам необходимо перейти по данной ссылке:

<http://moschip.ru/get-element>

Вы можете разместить у нас заказ для любого Вашего проекта, будь то серийное производство или разработка единичного прибора.

В нашем ассортименте представлены ведущие мировые производители активных и пассивных электронных компонентов.

Нашей специализацией является поставка электронной компонентной базы двойного назначения, продукции таких производителей как XILINX, Intel (ex.ALTERA), Vicor, Microchip, Texas Instruments, Analog Devices, Mini-Circuits, Amphenol, Glenair.

Сотрудничество с глобальными дистрибьюторами электронных компонентов, предоставляет возможность заказывать и получать с международных складов практически любой перечень компонентов в оптимальные для Вас сроки.

На всех этапах разработки и производства наши партнеры могут получить квалифицированную поддержку опытных инженеров.

Система менеджмента качества компании отвечает требованиям в соответствии с ГОСТ Р ИСО 9001, ГОСТ РВ 0015-002 и ЭС РД 009

Офис по работе с юридическими лицами:

105318, г.Москва, ул.Щербаковская д.3, офис 1107, 1118, ДЦ «Щербаковский»

Телефон: +7 495 668-12-70 (многоканальный)

Факс: +7 495 668-12-70 (доб.304)

E-mail: info@moschip.ru

Skype отдела продаж:

moschip.ru

moschip.ru_4

moschip.ru_6

moschip.ru_9