

25/35 Watts

- AC Input LED Driver
- Constant Voltage/Constant Current Operation
- Constant Current Dimming Versions
- High Efficiency
- Water Proof to IP67
- Class 2
- 3 Year Warranty



Dimensions:

DLE25/35:

4.33 x 2.89 x 1.30" (110.0 x 73.5 x 33.0 mm)

The DLE series of AC input LED drivers incorporate universal input with active power factor correction in a two power stage design, eliminating flicker while providing a high efficiency solution. Designed as a class II isolation product, without the need for a safety earth, DLE series LED drivers are also approved as a class 2 limited power source, making them suitable for a wide range of applications. Dimmable constant current versions are available with the facility for PWM, voltage and resistance programming.

Models & Ratings - Constant Voltage / Constant Current Models

Output Power	Output Voltage	Output Current	Output Voltage Range in Constant Current Mode	OVP Range	Efficiency ⁽¹⁾	Model Number
25 W	12 V	2100 mA	9 - 12 V	13.8-16.20 V	79.0%	DLE25PS12
25 W	24 V	1050 mA	12 - 24 V	27.6-32.40 V	80.0%	DLE25PS24
25 W	36 V	700 mA	24 - 36 V	41.4-48.60 V	80.0%	DLE25PS36
24 W	48 V	500 mA	33 - 48 V	55.2-64.80 V	80.0%	DLE25PS48
20 W	57 V	350 mA	40 - 57 V	65.5-76.95 V	78.0%	DLE25PS57
30 W	12 V	2500 mA	9 - 12 V	13.8-16.20 V	80.0%	DLE35PS12
34 W	24 V	1400 mA	12 - 24 V	27.6-32.40 V	81.0%	DLE35PS24
36 W	36 V	1000 mA	24 - 36 V	41.4-48.60 V	82.0%	DLE35PS36
34 W	48 V	700 mA	33 - 48 V	55.2-64.80 V	83.0%	DLE35PS48
28 W	57 V	500 mA	40 - 57 V	65.5-76.95 V	82.0%	DLE35PS57

Models & Ratings - Dimmable Models

Output Power	Output Voltage	Output Current	Output Voltage Range in Constant Current Mode	OVP Range	Efficiency ⁽¹⁾	Model Number
25 W	12 V	2100 mA	9 - 12 V	13.8-16.20 V	79.0%	DLE25PS2100-AD
25 W	24 V	1050 mA	12 - 24 V	27.6-32.40 V	80.0%	DLE25PS1050-AD
25 W	36 V	700 mA	24 - 36 V	41.4-48.60 V	80.0%	DLE25PS700-AD
24 W	48 V	500 mA	33 - 48 V	55.2-64.80 V	80.0%	DLE25PS500-AD
20 W	57 V	350 mA	40 - 57 V	65.5-76.95 V	78.0%	DLE25PS350-AD
30 W	12 V	2500 mA	9 - 12 V	13.8-16.20 V	80.0%	DLE35PS2500-AD
34 W	24 V	1400 mA	12 - 24 V	27.6-32.40 V	81.0%	DLE35PS1400-AD
36 W	36 V	1000 mA	24 - 36 V	41.4-48.60 V	82.0%	DLE35PS1000-AD
34 W	48 V	700 mA	33 - 48 V	55.2-64.80 V	83.0%	DLE35PS700-AD
28 W	57 V	500 mA	40 - 57 V	65.5-76.95 V	82.0%	DLE35PS500-AD

Notes

1. Typical efficiency at full load and 230 VAC input.

Input

Characteristic	Minimum	Typical	Maximum	Units	Notes & Conditions
Input Voltage - Operating	90		305	VAC	See derating curve
Input Frequency	47		63	Hz	
Power Factor		>0.9			Measured at 230 VAC, full load
Input Current		0.6		A	115 VAC
		0.3			230 VAC
Inrush Current			45	A	230 VAC cold start, +25 °C
Input Protection	Internal T1.0 A/250 V fuse fitted in line				

Output

Characteristic	Minimum	Typical	Maximum	Units	Notes & Conditions
Output Voltage	12		57	VDC	See models and ratings table
Minimum Load					No minimum load required
Start Up Delay			2.0	s	Measured at 115 VAC
Hold Up Time	20			ms	
Line Regulation			±0.5	%	
Load Regulation		±1		%	Constant voltage mode
		±5			Constant current mode
Turn On Overshoot		7		%	Constant voltage mode
Transient Response			4	%	Deviation, recovery to within 1% in 10 ms for a 50% load change
Ripple & Noise			200/250/300	mV pk-pk	≤24 V/≤48 V/57 V. Measured using 12" twisted pair with 0.1 μF and 47 μF capacitors in parallel at 20 MHz bandwidth, at 25 °C
Overshoot Protection					See models and ratings table, recycle AC to Reset
Overload Protection	95		105	%	Auto Recovery
Short Circuit Protection					Trip & restart (hiccup mode)
Temperature Coefficient		0.06		%/°C	
Overtemperature Protection			95	°C	

Constant Current Curve




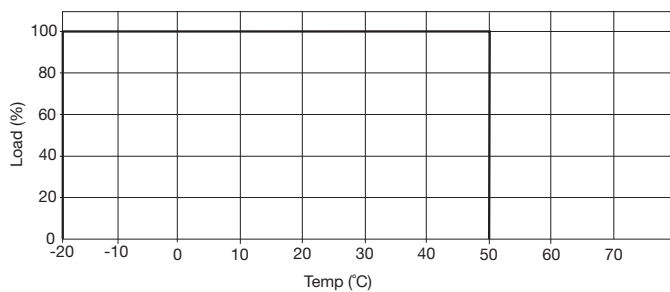
General

Characteristic	Minimum	Typical	Maximum	Units	Notes & Conditions
Efficiency		82		%	See models and tables
Isolation: Input to Output	3750			VAC	
Switching Frequency		100		kHz	
Mean Time Between Failure		>200		kHrs	MIL-HDBK-217F at 25 °C GB
Weight		0.77 (350)		lb (g)	

Environmental

Characteristic	Minimum	Typical	Maximum	Units	Notes & Conditions
Operating Temperature	-20		+50	°C	See derating curve
Operating Humidity	5		100	%	RH, non-condensing
Storage Temperature	-40		+80	°C	Some specification parameters maybe exceeded until after 20 minutes warm up period.
Operating Altitude			3000	m	
Shock					30 g pk, half sine, 6 axes EN60068-2-27, -2-47 & MIL-STD-810F 514.5 cat 4
Vibration					10-500 Hz, 2 g, 10 mins/cycle, 6 cycles in each of axes

Derating Curves



EMC: Emissions

Phenomenon	Standard	Test Level	Notes & Conditions
Conducted	EN55015	Class B	
Radiated	EN55015	Class B	
Harmonic Current	EN61000-3-2	Class C	
Voltage Fluctuations	EN61000-3-3		Pst = 6% of limit, PIt = 4.3% of limit

EMC: Immunity

Phenomenon	Standard	Test Level	Criteria	Notes & Conditions
Equipment for General Lighting Purposes	EN61547	as below	as below	
ESD Immunity	EN61000-4-2	3/2	A	±8 kV air ± 4 kV contact
Radiated Immunity	EN61000-4-3	2	A	
EFT/Burst	EN61000-4-4	2	A	
Surges	EN61000-4-5	Installation class 3	A	
Conducted	EN61000-4-6	2	A	
Magnetic Field	EN61000-4-8	2	A	
Dips and Interruptions	EN61000-4-11	Dip: 30%, 200 ms	A/B	At 230 VAC/100 VAC
		Int: 100%, 10 ms	A	
		Int: 100%, 8.4 ms	A	

Safety Approvals

Safety Agency	Safety Standard	Notes & Conditions
CB	IEC60950-1:2005	Information Technology
UL	UL8750	Approved as Class 2 product
TUV	EN61347	
CE	CE Mark	
IEC	IEC61347-2-13 used in conjunction with IEC61347-1	
IP	IEC60529	

Mechanical Details - Constant Voltage / Constant Current



Mechanical Details - Dimmable Version



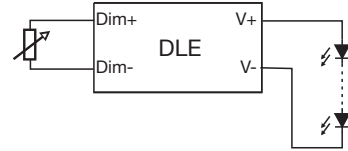
Notes

1. Dimensions shown in inches (mm).
2. Weight: 0.77 lb (350 g).

3. Tolerance: 0.X = ±0.008 (±0.2)
0.XX = ±0.002 (±0.05)

Output Current Adjustment by Variable Resistor

Connect a variable resistor between Dim+ and Dim-.



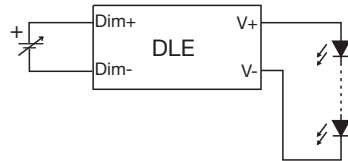
The Dimmed output current can be determined using the equation:

$$\text{Dimmed Current} = \frac{\text{Maximum Current} \times R}{100 \text{ k}}$$

Where the value of R is between 10 kΩ and 100 kΩ. The corresponding range of output current is 10% to 100%

Output Current Adjustment by DC Voltage

Connect a variable voltage between Dim+ and Dim-.



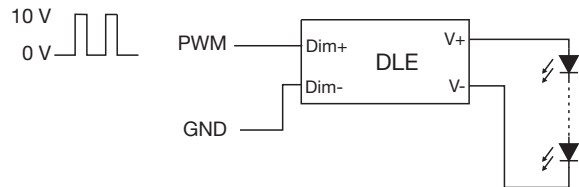
The dimmed output current is given by:

$$\text{Dimmed Current} = \frac{\text{Maximum Current} \times V}{10 \text{ k}}$$

Where V is the value of control voltage in the range of 1.0 V to 10.0 VDC. The corresponding range of output current is 10% to 100%.

Output Current Adjustment by PWM

A Pulse Width Modulated (PWM) signal with duty cycle DPWM can be applied between Dim+ and Dim-.



The dimmed output current is given by:

$$\text{Dimmed Current} = \text{Maximum Current} \times \text{DP}_{\text{PWM}} \%$$

Where DP_{PWM} is the % of PWM duty cycle between 10% and 100%. The corresponding range of output current is 10% to 100%. PWM frequency should be in the range 0.5 kHz to 5 kHz

Данный компонент на территории Российской Федерации

Вы можете приобрести в компании MosChip.

Для оперативного оформления запроса Вам необходимо перейти по данной ссылке:

<http://moschip.ru/get-element>

Вы можете разместить у нас заказ для любого Вашего проекта, будь то серийное производство или разработка единичного прибора.

В нашем ассортименте представлены ведущие мировые производители активных и пассивных электронных компонентов.

Нашей специализацией является поставка электронной компонентной базы двойного назначения, продукции таких производителей как XILINX, Intel (ex.ALTERA), Vicor, Microchip, Texas Instruments, Analog Devices, Mini-Circuits, Amphenol, Glenair.

Сотрудничество с глобальными дистрибьюторами электронных компонентов, предоставляет возможность заказывать и получать с международных складов практически любой перечень компонентов в оптимальные для Вас сроки.

На всех этапах разработки и производства наши партнеры могут получить квалифицированную поддержку опытных инженеров.

Система менеджмента качества компании отвечает требованиям в соответствии с ГОСТ Р ИСО 9001, ГОСТ РВ 0015-002 и ЭС РД 009

Офис по работе с юридическими лицами:

105318, г.Москва, ул.Щербаковская д.3, офис 1107, 1118, ДЦ «Щербаковский»

Телефон: +7 495 668-12-70 (многоканальный)

Факс: +7 495 668-12-70 (доб.304)

E-mail: info@moschip.ru

Skype отдела продаж:

moschip.ru

moschip.ru_4

moschip.ru_6

moschip.ru_9