

# Aluminium Housed Power Resistors

## Type THS Series

### Type THS Series



Tyco are the leading European supplier of standard and custom designed aluminium housed resistors for general-purpose use, power supplies, power generation and the traction industry.

The THS is a range of extremely stable, high quality wire wound resistors capable of dissipating high power in a limited space with relatively low surface temperature. The power is rapidly dissipated as heat through the aluminium housing to a specified heatsink.

The resistors are made from quality materials for optimum reliability and stability. Tyco can test resistors to conform to relevant international, MIL or customer specifications.

### Key Features

- **Established product with proven reliability**
  - Leading the way with over 50 years of design and manufacturing experience
- **10 Watts to 75 Watts**
- **Versatile product**
  - Bench mark in every industry

### Applications

- Braking Resistor
- Balancing Resistor
- Capacitor Charging & Discharging
- Crowbar
- Filter
- Electrical Machinery general use
- Available through Distribution

### Characteristics - Electrical THS - 10 Watts to 75 Watts

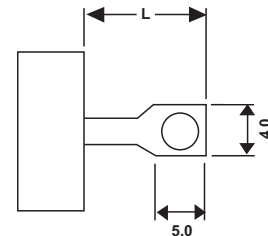
|   | THS10  | THS15  | THS25  | THS50  | THS75  |
|---|--------|--------|--------|--------|--------|
| <b>Dissipation @ 25°C with Heatsink (Watts):</b>        | 10     | 15     | 25     | 50     | 75     |
| <b>Without Heatsink:</b>                                | 5.5    | 8      | 12.5   | 20     | 40     |
| <b>Ohmic Value Min (Ohms):</b>                          | R01    | R01    | R01    | R01    | R05    |
| <b>Max:</b>   | 10K    | 15K    | 36K    | 50K    | 50K    |
| <b>Max. Working Voltage (DC or ACrms) Volts:</b>        | 160    | 265    | 550    | 1250   | 1400   |
| <b>Dielectric Strength (AC Peak) Volts:</b>             | 1400   | 1400   | 2500   | 2500   | 5000   |
| <b>Stability (% resistance change, 1000 hours) (%):</b> | 1      | 1      | 1      | 1      | 2      |
| <b>Standard Heatsink - Area (mm<sup>2</sup>):</b>       | 41500  | 41500  | 53500  | 53500  | 99500  |
| <b>Thickness (mm):</b>                                  | 1      | 1      | 1      | 1      | 3      |
| <b>Number of Mounting Holes:</b>                        | 2 hole | 2 hole | 2 hole | 2 hole | 4 hole |

### Characteristics - Electrical

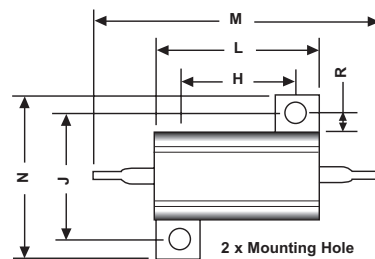
|                        |   |
|------------------------|---|
| Long Term Stability:   | For improvements in long-term stability, resistors must be derated as follows; for 50% of stated $\Delta R$ maximum dissipation must not exceed 70% of rating; for 25% of stated $\Delta R$ maximum, dissipation must not exceed 50% of rating      |
| Insulation Resistance: | Dry: 10,000M $\Omega$ minimum. After moisture test: 1000M $\Omega$ minimum.   |
| Heat Dissipation:      | Although the use of proprietary heat sinks with lower thermal resistance is acceptable, up rating is not recommended. The use of proprietary heat sink compound to improve thermal conductivity is recommended for optimum performance of all sizes |
| Specification:         | Temperature coefficient below 100R, 50ppm/ $^{\circ}$ C<br>Temperature coefficient above 100R, 30ppm/ $^{\circ}$ C<br>Tolerance, 5% standard  |

### Product Specifications - THS10 - THS75


| Type      | L  |
|-----------|----|
| THS10, 15 | 7  |
| THS25, 50 | 10 |
| THS75     | 8  |



### Dimensions - THS10 - THS50



THS10 - 2.4mm    THS25 - 3.3mm  
THS15 - 2.4mm    THS50 - 3.3mm



| Type  | H $\pm$ 0.3 | J $\pm$ 0.3 | L Max | M Max | N Max | P Max | R Min | T $\pm$ 0.5 | U Max |
|-------|-------------|-------------|-------|-------|-------|-------|-------|-------------|-------|
| THS10 | 11.3        | 12.4        | 17.0  | 30.0  | 17.0  | 9.0   | 1.9   | 3.4         | 2.5   |
| THS15 | 14.3        | 15.9        | 21.0  | 36.5  | 21.0  | 11.0  | 1.9   | 5.2         | 3.2   |
| THS25 | 18.3        | 19.8        | 29.0  | 51.8  | 28.0  | 15.0  | 2.8   | 7.2         | 3.2   |
| THS50 | 39.7        | 21.4        | 51.0  | 72.5  | 30.0  | 17.0  | 2.8   | 7.9         | 3.2   |

## Type THS Series

### Dimensions - THS75



| Type  | H±0.3 | J±0.3 | K±0.2 | L Max | M Max | N Max | P Max | R Min | T±0.5 | U Max |
|-------|-------|-------|-------|-------|-------|-------|-------|-------|-------|-------|
| THS75 | 29.0  | 37.0  | 4.4   | 49.0  | 71.0  | 47.5  | 26.0  | 5.0   | 11.5  | 3.5   |

### Derating Curve THS10 to THS75



### Pulse Energy THS10 to THS75



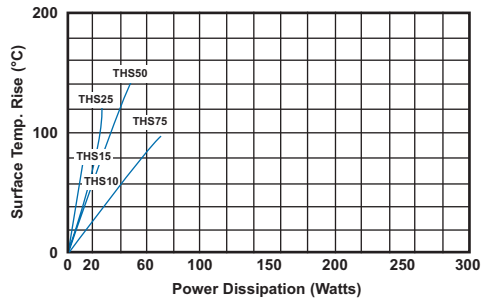
## Type THS Series

### Power Overload



This graph indicates the amount that the rated power (at 20°C) of the standard HS Series resistor may be increased for overloads of 100mS to 60S

### Surface Temperature Rise



For resistor mounted on standard heatsink, related to power dissipation

### How to Order

| THS                                    | 50  | 680R   | J                |
|--|---|--|------------------|
| <b>Common Part</b>                     | <b>Power Rating</b>   | <b>Resistance Value</b>  | <b>Tolerance</b> |
| THS- Standard<br>NTHS - Low Inductance | 10 Watt = THS10<br>15 Watt = THS15<br>25 Watt = THS25<br>50 Watt = THS50<br>75 Watt = THS75 | 0.1ohm (100 mille ohms)<br>R10<br>1ohm (1000 mille ohms)<br>1R0<br>1K (1000 ohms)<br>1K0 | J - 5%           |

# Mouser Electronics

Authorized Distributor

Click to View Pricing, Inventory, Delivery & Lifecycle Information:

## TE Connectivity:

[THS50-22R5](#) [THS1010RJ](#) [THS1015RJ](#) [THS101R0J](#) [THS102R0J](#) [THS102R7J](#) [THS103R9J](#) [THS104R7J](#)  
[THS1050RJ](#) [THS1068RJ](#) [THS10R05J](#) [THS10R22J](#) [THS1512RJ](#) [THS1515RJ](#) [THS152R2J](#) [THS153K3J](#)  
[THS1556RJ](#) [THS15R10J](#) [THS2510RJ](#) [THS2515RJ](#) [THS2518RJ](#) [THS251K0J](#) [THS251R0J](#) [THS25220RJ](#)  
[THS2522RJ](#) [THS2527RJ](#) [THS252R0J](#) [THS2533RJ](#) [THS254R7J](#) [THS258R2J](#) [THS25R05J](#) [THS25R22J](#)  
[THS25R68J](#) [THS50100RJ](#) [THS5010KJ](#) [THS5010RJ](#) [THS5012RJ](#) [THS5015RJ](#) [THS50180RJ](#) [THS501K5J](#)  
[THS501R2J](#) [THS501R5J](#) [THS501R8J](#) [THS50220RJ](#) [THS5022KJ](#) [THS5027RJ](#) [THS502R0J](#) [THS502R2J](#)  
[THS502R7J](#) [THS5033RJ](#) [THS503R3J](#) [THS503R9J](#) [THS5047RJ](#) [THS50500RJ](#) [THS5050KJ](#) [THS5050RJ](#)  
[THS505K6J](#) [THS50680RJ](#) [THS506K8J](#) [THS506R8J](#) [THS508R2J](#) [THS50R01J](#) [THS50R50J](#) [THS7522RJ](#)  
[THS75470RJ](#) [THS50R68J](#) [THS154R7J](#) [THS75510RJ](#) [THS75680RJ](#) [THS15R68J](#) [THS1047RJ](#) [THS255R1J](#)  
[THS10120RJ](#) [THS102K2J](#) [THS104K7J](#) [THS155K6J](#) [THS10200RJ](#) [THS50R02J](#) [THS151R0J](#) [THS753R3J](#)  
[THS754R7J](#) [THS106R8J](#) [THS1547RJ](#) [THS5056RJ](#) [THS10330RJ](#) [THS253K3J](#) [THS5047KJ](#) [THS75100RJ](#)  
[THS75330RJ](#) [THS10R50J](#) [THS15R47J](#) [THS15R50J](#) [THS15100RJ](#) [THS15120RJ](#) [THS10R15J](#) [THS1527RJ](#)  
[THS5082RJ](#) [THS153R3J](#) [THS50R10J](#) [THS10R18J](#)

## Данный компонент на территории Российской Федерации

### Вы можете приобрести в компании MosChip.

Для оперативного оформления запроса Вам необходимо перейти по данной ссылке:

<http://moschip.ru/get-element>

Вы можете разместить у нас заказ для любого Вашего проекта, будь то серийное производство или разработка единичного прибора.

В нашем ассортименте представлены ведущие мировые производители активных и пассивных электронных компонентов.

Нашей специализацией является поставка электронной компонентной базы двойного назначения, продукции таких производителей как XILINX, Intel (ex.ALTERA), Vicor, Microchip, Texas Instruments, Analog Devices, Mini-Circuits, Amphenol, Glenair.

Сотрудничество с глобальными дистрибьюторами электронных компонентов, предоставляет возможность заказывать и получать с международных складов практически любой перечень компонентов в оптимальные для Вас сроки.

На всех этапах разработки и производства наши партнеры могут получить квалифицированную поддержку опытных инженеров.

Система менеджмента качества компании отвечает требованиям в соответствии с ГОСТ Р ИСО 9001, ГОСТ РВ 0015-002 и ЭС РД 009

### Офис по работе с юридическими лицами:

105318, г.Москва, ул.Щербаковская д.3, офис 1107, 1118, ДЦ «Щербаковский»

Телефон: +7 495 668-12-70 (многоканальный)

Факс: +7 495 668-12-70 (доб.304)

E-mail: [info@moschip.ru](mailto:info@moschip.ru)

Skype отдела продаж:

moschip.ru

moschip.ru\_4

moschip.ru\_6

moschip.ru\_9