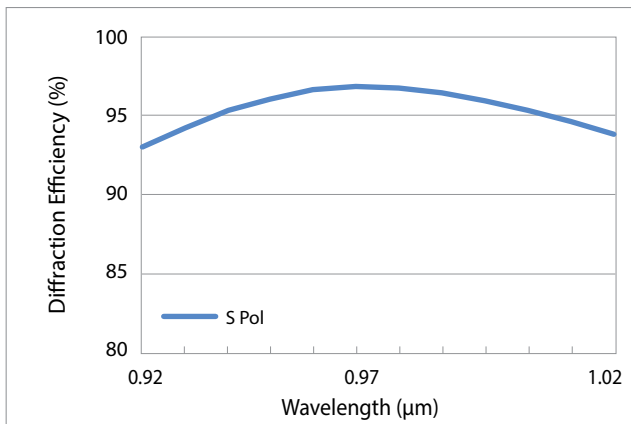


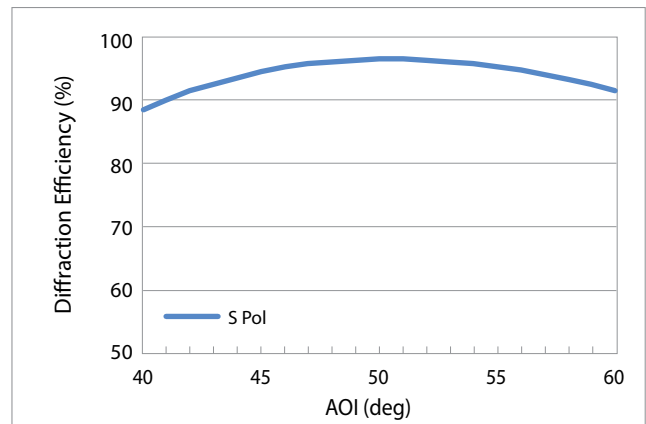
Specification for High Efficiency Transmission Grating T-1600-970s Series

T-1600-970s series lithographically patterned diffraction transmission grating is designed to be used in demanding industrial applications. It is characterized by high efficiency, excellent long-term stability, and high power handling. Gratings produced by LightSmyth undergo extensive quality assurance, have proven reliability track record and are competitively priced.

The single polarization optimized transmission grating has 1600 lines/mm and designed to operate near 970 nm central wavelength at 50.9° angle of incidence (AOI). Extended wavelength range performance and angular sensitivity information is provided below.

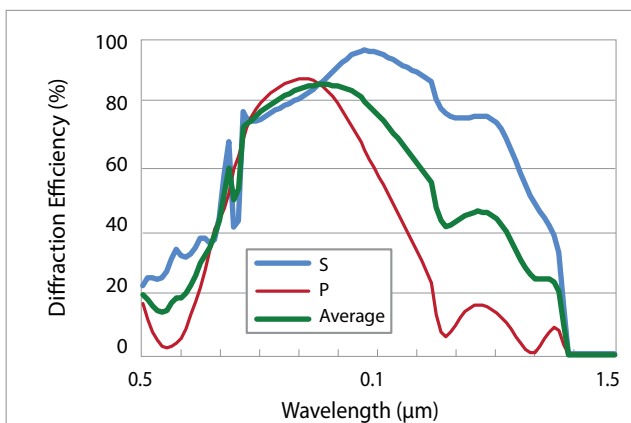


Typical absolute diffraction efficiency at AOI 50.9° *

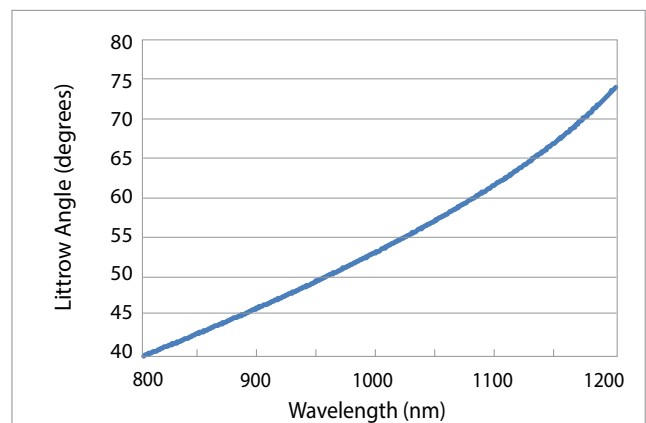


Diffraction efficiency at 970 nm as a function of AOI *

Extended operational range: The grating may operate over broader wavelength range provided that suitable anti-reflective coating and angle of incidence is used. The plot below shows simulated performance* over extended range assuming fixed input angle (designed Littrow angle of 50.9°), not accounting for AR coating losses. Optimal input angle for each wavelength is shown on the right.



Typical absolute diffraction efficiency at AOI 50.9° *



Optimal input angle for each wavelength (Littrow condition)

* simulated performance shown (for guidance only)

Specification for High Efficiency Transmission Grating T-1600-970s Series

Optical		
Description	Value	Units
Line Density	1600.0	Lines/mm
Line Density Uniformity	0.001	Lines/mm
Angle of Incidence (AOI) ¹	50.9 ±1	°
Wavelength Range	970+/-10	nm
Optimal polarization ²	S	
Diffraction Efficiency ³	≥ 94	%

Notes: ¹ Optical grating performance will remain substantially similar over a 5° variation in angle of incidence.

² S-polarization: electric field vector is parallel to the grating lines; P-polarization is orthogonal to S.

³ Worst case in the operational wavelength range for optimal polarization.

Mechanical	
Dimension tolerances	±0.2 for grating size and width
Substrate Thickness	0.675 ± 0.050 mm or 0.95 +/- 0.05
Material	Fused silica, dielectric layers
Scratch/Dig ⁴	60/40 standard, 40/20 and 20/10 custom

Note: ⁴ As per MIL-PRF-1380B in the clear aperture; no requirements outside of the clear aperture.

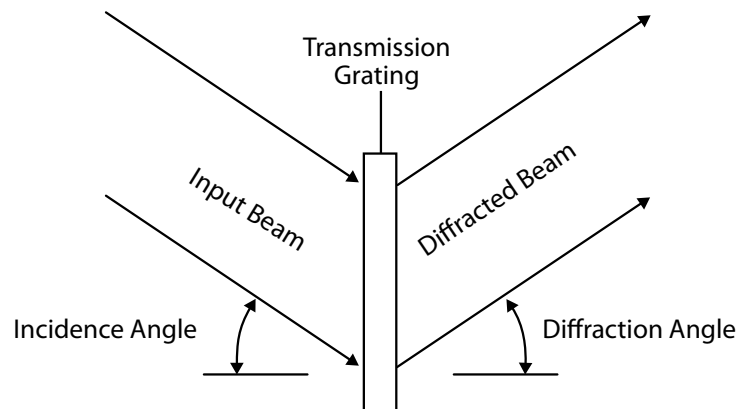
Substrate dimension options				
Part Number	Substrate width, mm ⁵	Substrate height, mm ⁵	Clear aperture width, mm ⁶	Clear aperture height, mm ⁶
T-1600-970s-3212-94	31.8	12.3	30.8	11.3
T-1600-970s-3224-94	31.8	24.8	30.8	23.8
T-1600-970s-13020-94	130	20.0	125	19.0
Custom dimensions	Any rectangle fitting within 135 mm diameter circle (e.g. 130x20 mm)			

Notes: ⁵ Width is perpendicular to grating grooves, height is along the grating grooves.

⁶ Clear aperture is centered on the substrate.

Typical Optical Layout

The transmission grating is designed to operate in Littrow configuration, where the angle of incidence and diffraction are the same for the central operational wavelength. Light is dispersed in the plane perpendicular to the grooves.



Данный компонент на территории Российской Федерации

Вы можете приобрести в компании MosChip.

Для оперативного оформления запроса Вам необходимо перейти по данной ссылке:

<http://moschip.ru/get-element>

Вы можете разместить у нас заказ для любого Вашего проекта, будь то серийное производство или разработка единичного прибора.

В нашем ассортименте представлены ведущие мировые производители активных и пассивных электронных компонентов.

Нашей специализацией является поставка электронной компонентной базы двойного назначения, продукции таких производителей как XILINX, Intel (ex.ALTERA), Vicor, Microchip, Texas Instruments, Analog Devices, Mini-Circuits, Amphenol, Glenair.

Сотрудничество с глобальными дистрибьюторами электронных компонентов, предоставляет возможность заказывать и получать с международных складов практически любой перечень компонентов в оптимальные для Вас сроки.

На всех этапах разработки и производства наши партнеры могут получить квалифицированную поддержку опытных инженеров.

Система менеджмента качества компании отвечает требованиям в соответствии с ГОСТ Р ИСО 9001, ГОСТ РВ 0015-002 и ЭС РД 009

Офис по работе с юридическими лицами:

105318, г.Москва, ул.Щербаковская д.3, офис 1107, 1118, ДЦ «Щербаковский»

Телефон: +7 495 668-12-70 (многоканальный)

Факс: +7 495 668-12-70 (доб.304)

E-mail: info@moschip.ru

Skype отдела продаж:

moschip.ru

moschip.ru_4

moschip.ru_6

moschip.ru_9