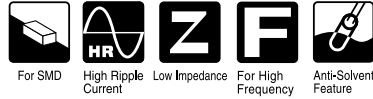


SS/SA/SB High Capacitance (φ6.3) series



FPCAP

- Low ESR, High Capacitance, High ripple current.
- Load life of 2000 hours at 105°C.
- SMD type : Lead free reflow soldering condition at 260°C peak correspondence.
- Compliant to the RoHS directive (2011/65/EU).



■ Specifications

| Item | Performance Characteristics | |
|-------------------------------|--|---|
| Category Temperature Range | -55 to +105°C | |
| Rated Voltage Range | 2.5 to 35V | |
| Rated Capacitance Range | 10 to 560μF | |
| Capacitance Tolerance | ±20% at 120Hz, 20°C | |
| Tangent of loss angle (tan δ) | Less than or equal to the specified value at 120Hz, 20°C | |
| ESR (*1) | Less than or equal to the specified value at 100kHz, 20°C | |
| Leakage Current (*2) | Less than or equal to the specified value. After 2 minutes' application of rated voltage at 20°C | |
| Endurance | Test condition | 105°C, rated voltage 2000Hrs. |
| | Capacitance change | Within ±20% of initial value before test |
| | tan δ | 150% or less than the initial specified value |
| | ESR(*1) | 150% or less than the initial specified value |
| | Leakage current (*2) | Less than or equal to the initial specified value |

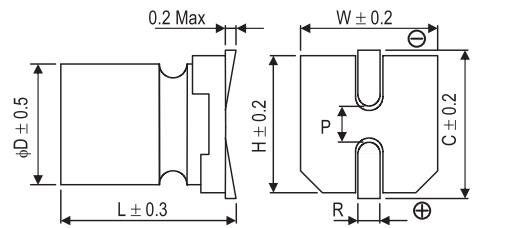
※1 ESR should be measured at both of the terminal ends closest where the terminals protrude through the plastic platform.

※2 Conditioning : If any doubt arises, measure the leakage current after the voltage treatment of applying DC rated voltage continuously to the capacitor for 120 minutes at 105°C.

■ Size List (ESR)

[Upper value : φD×L(mm), Lower value : ESR(mΩ)]

| Cap [μF] | R.V.(V) | | 4.0 | | 6.3 | | 10 | | 16 | | 25 | | 35 | |
|----------|--------------|--------------|--------------|--------------|--------------|--------------|--------------|--------------|--------------|--------------|--------------|--------------|--------------|----|
| | SS | SA | SA | SB | SS | SA | SB | SA | SS | SA | SS | SS | SS | SS |
| 10 | | | | | | | | | | | | 6.3x5.7 (60) | 6.3x5.7 (60) | |
| 22 | | | | | | | | | | | | 6.3x5.7 (40) | | |
| 27 | | | | | | | | | | | | 6.3x5.7 (40) | | |
| 47 | | | | | | | | | | | | 6.3x5.7 (30) | | |
| 56 | | | | | | | | | | | | 6.3x5.7 (30) | | |
| 68 | | | | | | | | | | | | 6.3x5.7 (30) | | |
| 100 | | | | | | 6.3x5.7 (25) | | | | 6.3x5.7 (24) | 6.3x7.7 (24) | | | |
| 120 | | | | | | | | | 6.3x5.7 (18) | | | | | |
| 180 | | | | | | | | | | | 6.3x5.7 (22) | | | |
| 220 | | | | | | 6.3x5.7 (25) | 6.3x5.7 (15) | 6.3x5.7 (12) | | | | | | |
| 270 | | | | | | | 6.3x5.7 (14) | | | | | | | |
| 330 | | 6.3x5.7 (14) | | 6.3x5.7 (14) | 6.3x5.7 (11) | 6.3x5.7 (25) | 6.3x5.7 (14) | | | | | | | |
| 390 | | 6.3x5.7 (14) | 6.3x5.7 (10) | 6.3x5.7 (14) | | | | | | | | | | |
| 470 | | 6.3x5.7 (13) | | | | | | | | | | | | |
| 560 | 6.3x5.7 (25) | 6.3x5.7 (13) | 6.3x5.7 (10) | | | | | | | | | | | |



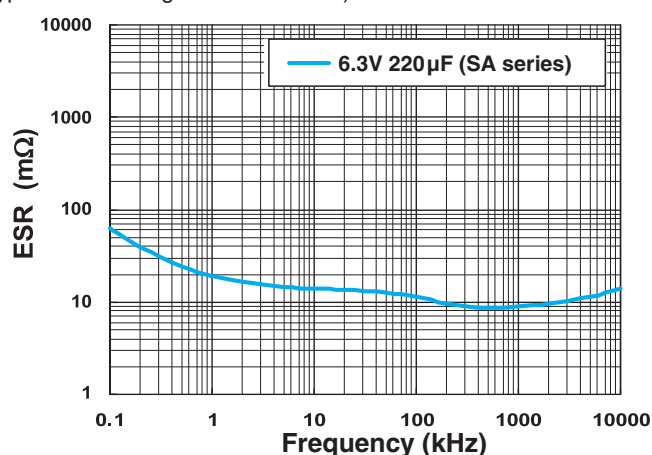
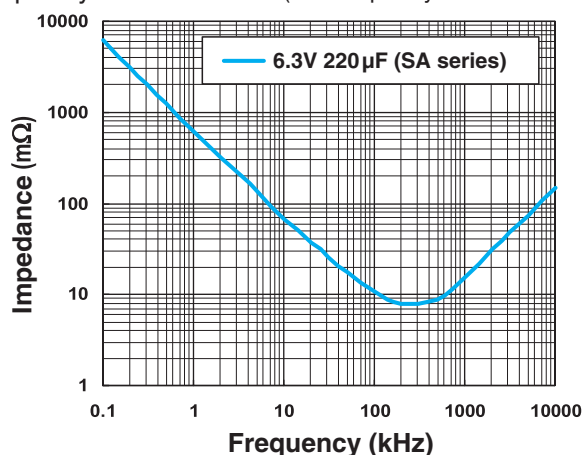
| φD×L | W | H | C | R | P |
|---------|-----|-----|-----|------------|-----|
| 6.3×5.7 | 6.5 | 6.5 | 7.2 | 0.5 to 0.9 | 2.1 |
| 6.3×7.7 | 6.5 | 6.5 | 7.2 | 0.5 to 0.9 | 2.1 |

SS / SA / SB series

Standard Ratings

| Rated Voltage (V) (code) | Surge Voltage (V) | Rated Capacitance (μF) | Case Size φD×L (mm) | tan δ | Leakage Current (μA, 2min.) | ESR (mΩ, 100kHz) | Rated Ripple Current (mA rms) | NICHICON | FPCAP |
|--------------------------|-------------------|------------------------|---------------------|-------|-----------------------------|------------------|-------------------------------|----------------|------------------|
| 2.5 (0E) | 2.8 | 330 | 6.3×5.7 | 0.12 | 700 | 14 | 3160 | RSA0E331MCN1GS | FP-2R5ME331M-SAR |
| | | 390 | 6.3×5.7 | 0.12 | 700 | 14 | 3160 | RSA0E391MCN1GS | FP-2R5ME391M-SAR |
| | | 390 | 6.3×5.7 | 0.12 | 700 | 10 | 3650 | RSB0E391MCN1GS | FP-2R5ME391M-SBR |
| | | 470 | 6.3×5.7 | 0.12 | 700 | 13 | 3600 | RSA0E471MCN1GS | FP-2R5ME471M-SAR |
| | | 560 | 6.3×5.7 | 0.12 | 700 | 25 | 2500 | RSS0E561MCN1GS | FP-2R5ME561M-SSR |
| | | 560 | 6.3×5.7 | 0.12 | 700 | 13 | 3600 | RSA0E561MCN1GS | FP-2R5ME561M-SAR |
| | | 560 | 6.3×5.7 | 0.12 | 700 | 10 | 3800 | RSB0E561MCN1GS | FP-2R5ME561M-SBR |
| 4.0 (0G) | 4.6 | 330 | 6.3×5.7 | 0.12 | 700 | 14 | 3160 | RSA0G331MCN1GS | FP-4R0ME331M-SAR |
| | | 330 | 6.3×5.7 | 0.12 | 700 | 11 | 3700 | RSB0G331MCN1GS | FP-4R0ME331M-SBR |
| | | 390 | 6.3×5.7 | 0.12 | 700 | 14 | 3160 | RSA0G391MCN1GS | FP-4R0ME391M-SAR |
| 6.3 (0J) | 7.2 | 100 | 6.3×5.7 | 0.12 | 700 | 25 | 2500 | RSS0J101MCN1GS | FP-6R3ME101M-SSR |
| | | 220 | 6.3×5.7 | 0.12 | 700 | 25 | 2500 | RSS0J221MCN1GS | FP-6R3ME221M-SSR |
| | | 220 | 6.3×5.7 | 0.12 | 700 | 15 | 3160 | RSA0J221MCN1GS | FP-6R3ME221M-SAR |
| | | 220 | 6.3×5.7 | 0.12 | 700 | 12 | 3500 | RSB0J221MCN1GS | FP-6R3ME221M-SBR |
| | | 270 | 6.3×5.7 | 0.12 | 700 | 14 | 3160 | RSA0J271MCN1GS | FP-6R3ME271M-SAR |
| | | 330 | 6.3×5.7 | 0.12 | 700 | 25 | 2500 | RSS0J331MCN1GS | FP-6R3ME331M-SSR |
| | | 330 | 6.3×5.7 | 0.12 | 700 | 14 | 3160 | RSA0J331MCN1GS | FP-6R3ME331M-SAR |
| 10 (1A) | 11.5 | 120 | 6.3×5.7 | 0.12 | 700 | 18 | 2900 | RSA1A121MCN1GS | FP-010ME121M-SAR |
| 16 (1C) | 18.4 | 100 | 6.3×5.7 | 0.12 | 700 | 24 | 2490 | RSS1C101MCN1GS | FP-016ME101M-SSR |
| | | 100 | 6.3×7.7 | 0.12 | 700 | 24 | 2700 | RSA1C101MCN1GS | FP-016ME101M-SAR |
| | | 180 | 6.3×5.7 | 0.12 | 576 | 22 | 3300 | RSA1C181MCN1GS | FP-016ME181M-SAR |
| 25 (1E) | 28.7 | 10 | 6.3×5.7 | 0.12 | 100 | 60 | 1700 | RSS1E100MCN1GS | FP-025ME100M-SSR |
| | | 22 | 6.3×5.7 | 0.12 | 110 | 40 | 2100 | RSS1E220MCN1GS | FP-025ME220M-SSR |
| | | 27 | 6.3×5.7 | 0.12 | 135 | 40 | 2600 | RSS1E270MCN1GS | FP-025ME270M-SSR |
| | | 47 | 6.3×5.7 | 0.12 | 235 | 30 | 2800 | RSS1E470MCN1GS | FP-025ME470M-SSR |
| | | 56 | 6.3×5.7 | 0.12 | 280 | 30 | 2800 | RSS1E560MCN1GS | FP-025ME560M-SSR |
| | | 68 | 6.3×5.7 | 0.12 | 340 | 30 | 2800 | RSS1E680MCN1GS | FP-025ME680M-SSR |
| 35 (1V) | 40.2 | 10 | 6.3×5.7 | 0.12 | 100 | 60 | 1700 | RSS1V100MCN1GS | FP-035ME100M-SSR |

Frequency Characteristics (The frequency characteristics are typical and not a guaranteed value.)



- Taping specifications are given in page 28.
- Recommended land size, soldering by reflow are given in page 25.
- Please refer to page 3 for the minimum order quantity.

Данный компонент на территории Российской Федерации

Вы можете приобрести в компании MosChip.

Для оперативного оформления запроса Вам необходимо перейти по данной ссылке:

<http://moschip.ru/get-element>

Вы можете разместить у нас заказ для любого Вашего проекта, будь то серийное производство или разработка единичного прибора.

В нашем ассортименте представлены ведущие мировые производители активных и пассивных электронных компонентов.

Нашей специализацией является поставка электронной компонентной базы двойного назначения, продукции таких производителей как XILINX, Intel (ex.ALTERA), Vicor, Microchip, Texas Instruments, Analog Devices, Mini-Circuits, Amphenol, Glenair.

Сотрудничество с глобальными дистрибьюторами электронных компонентов, предоставляет возможность заказывать и получать с международных складов практически любой перечень компонентов в оптимальные для Вас сроки.

На всех этапах разработки и производства наши партнеры могут получить квалифицированную поддержку опытных инженеров.

Система менеджмента качества компании отвечает требованиям в соответствии с ГОСТ Р ИСО 9001, ГОСТ РВ 0015-002 и ЭС РД 009

Офис по работе с юридическими лицами:

105318, г.Москва, ул.Щербаковская д.3, офис 1107, 1118, ДЦ «Щербаковский»

Телефон: +7 495 668-12-70 (многоканальный)

Факс: +7 495 668-12-70 (доб.304)

E-mail: info@moschip.ru

Skype отдела продаж:

moschip.ru

moschip.ru_4

moschip.ru_6

moschip.ru_9