

MBC75 Series

Low Profile


Open Frame Power Supplies

Medical

The MBC75 Series of open frame medical power supplies feature a wide universal AC input range of 85 V – 264 VAC, offering 75 W of output power in a compact footprint, with a variety of isolated single output voltages.

The MBC series is designed and approved to the latest Medical standards (EN/IEC 60601-1), providing 2 x MOPP isolation for Class I & Class II applications.

These power supplies are ideal for medical, telecom, datacom, industrial equipment and other applications.



Key Features & Benefits

- 3 x 2 x 1 Inch Form Factor
- 75 Watts with Convection Cooling
- Approved to EN/IEC 60601-1
- Efficiencies up to 93%
- -40 To 70°C Operating Temperature
- Dual Fusing
- Thermal Shut-Down Feature
- 2 Million Hours, Telcordia -SR332-Issue 3
- Standby Power < 0.3 W
- Suitable for BF Applications
- Class II Option Available
- RoHS Compliant
- CE Marked

Applications

- Diagnostic
- Drug Pump
- Dialysis
- Home Health Care
- Monitoring
- Portable Equipment



bel POWER
SOLUTIONS &
PROTECTION

a bel group

belfuse.com/power-solutions

1. MODEL SELECTION

MODEL NUMBER ¹	DESCRIPTION	VOLTAGE	MAX. LOAD (CONVECTION)	MIN. LOAD	RIPPLE & NOISE ²
MBC75-1T12L	Screw Terminal	12 V	6.25 A	0.0 A	1%
MBC75-1012L	Molex Header				
MBC75-1T15L	Screw Terminal	15 V	5.00 A	0.0 A	1%
MBC75-1015L	Molex Header				
MBC75-1T24L	Screw Terminal	24 V	3.12 A	0.0 A	1%
MBC75-1024L	Molex Header				
MBC75-1T30L	Screw Terminal	30 V	2.50 A	0.0 A	1%
MBC75-1030L	Molex Header				
MBC75-1T48L	Screw Terminal	48 V	1.56 A	0.0 A	1%
MBC75-1048L	Molex Header				
MBC75-1T58L	Screw Terminal	58 V	1.29 A	0.0 A	1%
MBC75-1058L	Molex Header				
COVER-120-XBC ³	metal cover kit accessory				

2. INPUT SPECIFICATIONS

Specifications are for nominal input voltage, 25°C unless otherwise stated.

PARAMETER	DESCRIPTION / CONDITION	SPECIFICATION
Input Voltage	Universal (Derate from 75 W @ 100 VAC to 65 W @ 85 VAC)	85-264 VAC / 390 VDC ⁴
Input Frequency		47-63 Hz
Input Current	115 VAC: 230 VAC:	1 A max. 0.5 A max.
No Load Power	Typical	< 0.3 W
Inrush Current	115 VAC: 230 VAC: 264 VAC:	25 A 45 A 75 A
Leakage Current	Typical (N.A. For Class II Option) Touch current	300 μ A <100 μ A
Power Factor	@ Full Load, Active PFC	> 0.95
Switching Frequency	Typical	60 kHz

¹ For Class II Option (without input Earth pin) add suffix: -2 (e.g.: MBC75-1012L-2).

² Ripple is peak to peak with 20 MHz bandwidth and 10 μ F (Tantalum capacitor) in parallel with a 0.1 μ F capacitor at rated line voltage and load ranges.

³ When used in Cover Kit, de-rate output power to 70 % under all operating conditions

⁴ Functional, not approved.

3. OUTPUT SPECIFICATIONS

PARAMETER	DESCRIPTION / CONDITION	SPECIFICATION
Output Power	Convection:	75 W
Efficiency	48 V, 58 V:	93%
	24 V, 30 V:	91%
	12 V, 15 V:	90%
Hold-up Time	Typical	>16 ms
Line Regulation		+/-0.5%
Load Regulation		+/-1%
Transient Response	25% step load change, at 0.1A/uS slew rate, 50% duty cycle, 50 Hz = 4%	recovery time < 5 ms
Voltage Adjustment		+/-3%
Rise Time	Typical	55 ms
Set Point Tolerance		+/-1%
Over Current Protection		> 110%
Over Voltage Protection	Latch type (AC recycling required)	110 to 140%
Short Circuit Protection	Hiccup mode	

4. ENVIRONMENTAL SPECIFICATIONS

PARAMETER	DESCRIPTION / CONDITION	SPECIFICATION
Operating Temperature ⁵	Startup is guaranteed with spec deviation, see Fig 1.	-40 to +70°C
Storage Temperature		-40 to 0°C
		-40 to +85°C
Cooling	With natural convection cooling at 100 to 264 VAC	75 W
Relative Humidity	Noncondensing	5% to 95%
Altitude	Operating:	16,000 ft
	Nonoperating:	40,000 ft.
Reliability	MTBF according to Telcordia -SR332-Issue 3	2.00 million hours

5. EMC SPECIFICATIONS

PARAMETER	DESCRIPTION / CONDITION	SPECIFICATION
Conducted Emissions	EN 55011-B, CISPR22-B, FCC PART15-B	Pass
Radiated Emissions	EN 55011 A;	Pass
	with external core (King core K5B RC 25x12x15-M in input cable)	Level B
Input Current Harmonics	EN 61000-3-2	Class D
Voltage Fluctuation and Flicker	EN 61000-3-3	Pass
ESD Immunity	EN 61000-4-2	Level 4, Criterion A
Radiated Field Immunity	EN 61000-4-3	Level 3, Criterion A
Electrical Fast Transient Immunity	EN 61000-4-4	Level 3, Criterion A
Surge Immunity	EN 61000-4-5	Level 3, Criterion A
Conducted Immunity	EN 61000-4-6	Level 3, Criterion A
Magnetic Field Immunity	EN 61000-4-8	Level 4, Criterion A
Voltage Dips, Interruptions	EN 61000-4-11	Criterion B

⁵ Output ripple can be more than 10% of the output voltage.

6. SAFETY SPECIFICATIONS

PARAMETER	DESCRIPTION / CONDITION	SPECIFICATION
Isolation Voltage	Input to Output: (For medical applications)	4000 VAC
	Input to GND: (Not Applicable For Class II Option)	1500 VAC
	Output to GND: for type BF for type B (N/A For Class II Option)	1500 VAC 500 VAC
Protection Level	Primary to Secondary:	2 MOPP
	Primary to Earth:	1 MOPP
	Secondary to Earth:	1 MOPP
Safety Standard(s)	Approved to the latest edition of the following standards: CSA/UL60601-1, EN60601-1 and IEC60601-1.	
Agency Approvals	Nemko, cULus, CB	
CE mark	Complies with LVD Directive	

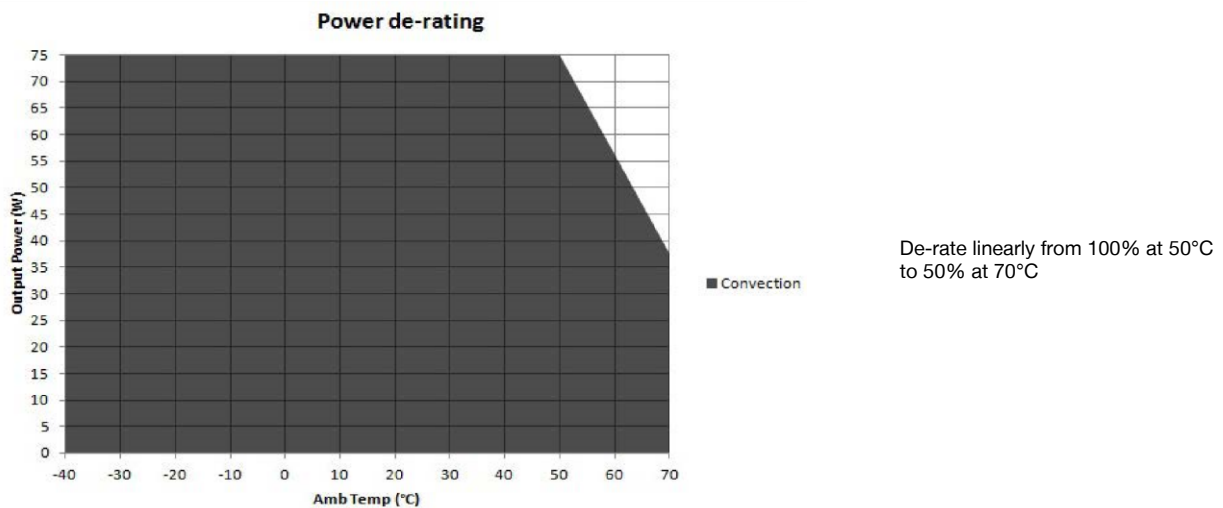


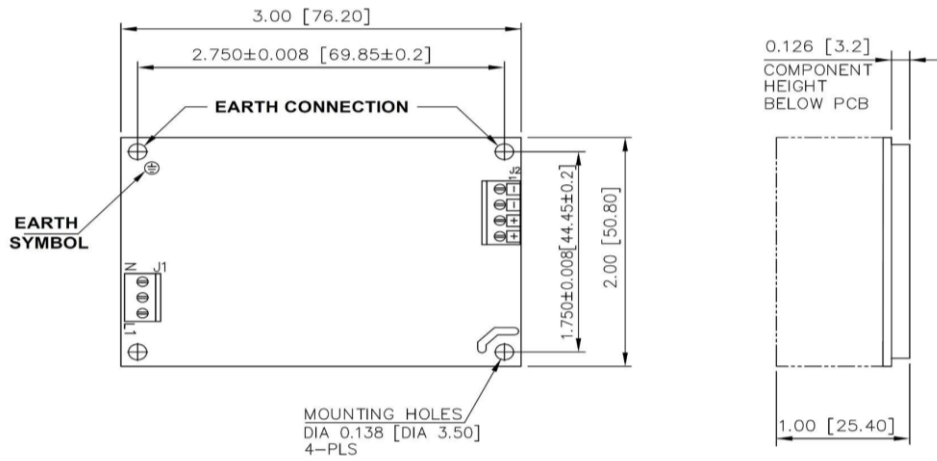
Figure 1. Derating Curve

7. CONNECTOR & PIN DESCRIPTION

CONNECTOR	PIN	DESCRIPTION / CONDITION	MANUFACTURER / PN		
AC Input Connector	J1	Pin 1	AC Line	Screw Terminal (Option 1)	Molex: 39357-0003
		Pin 2	Not Fitted	Molex Header (Option 2)	Tyco-2-1776112-3
		Pin 3	AC Neutral		Molex: 1722861103
DC Output Connector	J2	Pin 1, 2	V1 -VE	Screw Terminal (Option 1)	Molex: 39357-0004
		Pin 3, 4	V1 +VE	Molex Header (Option 2)	Tyco-2-1776112-4 Molex: 1722861104 (Mating conn: Molex 1722561004)

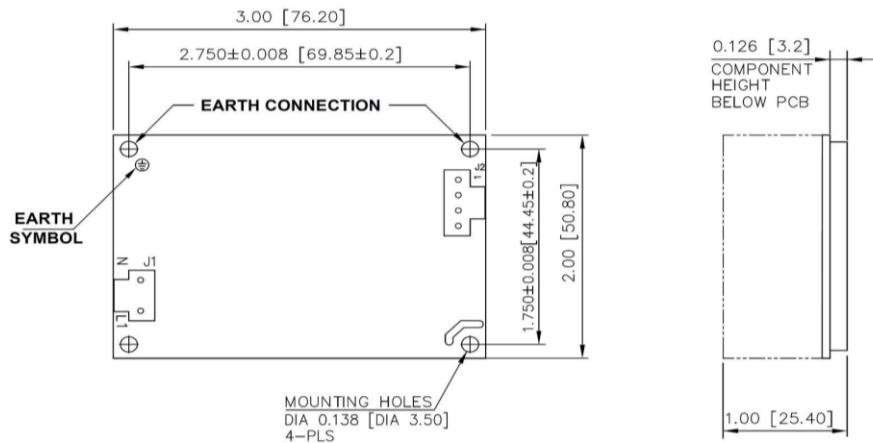
8. MECHANICAL SPECIFICATIONS

PARAMETER	DESCRIPTION / CONDITION
Weight	150 g
Dimensions	76.2 x 50.8 x 25.4 mm (3 x 2 x 1 inch)



MECHANICAL OUTLINE DIMENSIONS
 ALL DIMENSIONS ARE IN INCHES[MM]
 GEN TOLERANCE: ±0.06

Figure 2. Mechanical Drawing - Screw Terminal (Option 1)



MECHANICAL OUTLINE DIMENSIONS
 ALL DIMENSIONS ARE IN INCHES[MM]
 GEN TOLERANCE: ±0.06

Figure 3. Mechanical Drawing - Molex Header (Option 2)

NOTES: In case the PCB is mounted in a metal enclosure, using metal hardware ensure the following:

- 1 Stand off, used to mount PCB has OD of 5.4 mm max.
- 2 Screws, used to fix PCB on stand off, have head dia of 6.0 mm max.
- 3 Washer, if used, to have dia of 6.5 mm max.

For more information on these products consult: tech.support@psbel.com

NUCLEAR AND MEDICAL APPLICATIONS - Products are not designed or intended for use as critical components in life support systems, equipment used in hazardous environments, or nuclear control systems.

TECHNICAL REVISIONS - The appearance of products, including safety agency certifications pictured on labels, may change depending on the date manufactured. Specifications are subject to change without notice.



Asia-Pacific
 +86 755 298 85888

Europe, Middle East
 +353 61 225 977

North America
 +1 408 785 5200

Данный компонент на территории Российской Федерации

Вы можете приобрести в компании MosChip.

Для оперативного оформления запроса Вам необходимо перейти по данной ссылке:

<http://moschip.ru/get-element>

Вы можете разместить у нас заказ для любого Вашего проекта, будь то серийное производство или разработка единичного прибора.

В нашем ассортименте представлены ведущие мировые производители активных и пассивных электронных компонентов.

Нашей специализацией является поставка электронной компонентной базы двойного назначения, продукции таких производителей как XILINX, Intel (ex.ALTERA), Vicor, Microchip, Texas Instruments, Analog Devices, Mini-Circuits, Amphenol, Glenair.

Сотрудничество с глобальными дистрибьюторами электронных компонентов, предоставляет возможность заказывать и получать с международных складов практически любой перечень компонентов в оптимальные для Вас сроки.

На всех этапах разработки и производства наши партнеры могут получить квалифицированную поддержку опытных инженеров.

Система менеджмента качества компании отвечает требованиям в соответствии с ГОСТ Р ИСО 9001, ГОСТ РВ 0015-002 и ЭС РД 009

Офис по работе с юридическими лицами:

105318, г.Москва, ул.Щербаковская д.3, офис 1107, 1118, ДЦ «Щербаковский»

Телефон: +7 495 668-12-70 (многоканальный)

Факс: +7 495 668-12-70 (доб.304)

E-mail: info@moschip.ru

Skype отдела продаж:

moschip.ru

moschip.ru_4

moschip.ru_6

moschip.ru_9