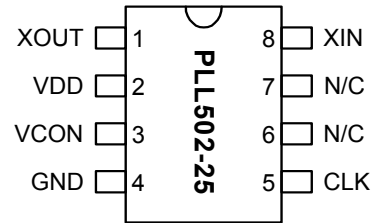


Low Phase Noise VCXO (12MHz to 27MHz)

FEATURES

- Low phase noise VCXO output for the 12MHz to 27MHz range (-135 dBc at 10kHz offset).
- CMOS output.
- 12 to 27MHz crystal input.
- Integrated variable capacitors.
- Wide pull range (+/- 250 ppm).
- Low jitter (RMS): 2.2ps period.
- 2.5V or 3.3V operation voltage.
- Available in 8-Pin SOIC.

PIN CONFIGURATION



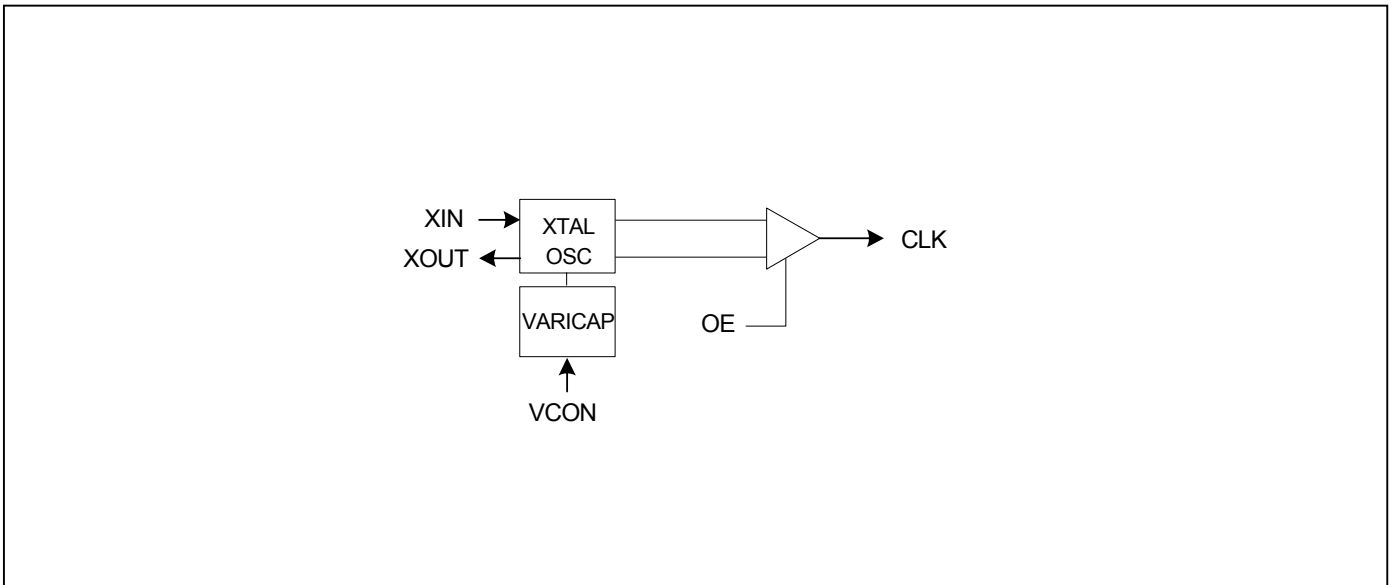
DESCRIPTION

The PLL502-25 is a low cost, high performance and low phase noise VCXO, providing less than -135dBc at 10kHz offset in the 12MHz to 27MHz operating range. The very low jitter (2.2 ps RMS period jitter) makes this chip ideal for applications requiring voltage controlled frequency sources. Input crystal can range from 12 to 27MHz (fundamental resonant mode).

OUTPUT RANGE

MULTIPLIER	FREQUENCY RANGE	OUTPUT BUFFER
No PLL	12 - 27MHz	CMOS

BLOCK DIAGRAM



Low Phase Noise VCXO (12MHz to 27MHz)
PIN DESCRIPTIONS

Name	Number	Type	Description
XOUT	1	I	Crystal output. See Crystal Specification on page 3.
VDD	2	P	Power supply.
VCON	3	I	Voltage Control input.
GND	4	P	Ground.
CLK	5	O	Output clock.
N/C	6	-	No connection.
N/C	7	-	No connection.
XIN	8	I	Crystal input. See Crystal Specification on page 3.

ELECTRICAL SPECIFICATIONS
1. Absolute Maximum Ratings

PARAMETERS	SYMBOL	MIN.	MAX.	UNITS
Supply Voltage	V_{DD}		4.6	V
Input Voltage, dc	V_I	-0.5	$V_{DD}+0.5$	V
Output Voltage, dc	V_O	-0.5	$V_{DD}+0.5$	V
Storage Temperature	T_S	-65	150	°C
Ambient Operating Temperature*	T_A	-40	85	°C
Junction Temperature	T_J		125	°C
Lead Temperature (soldering, 10s)			260	°C
ESD Protection, Human Body Model			2	kV

Exposure of the device under conditions beyond the limits specified by Maximum Ratings for extended periods may cause permanent damage to the device and affect product reliability. These conditions represent a stress rating only, and functional operations of the device at these or any other conditions above the operational limits noted in this specification is not implied.

* Note: Operating Temperature is guaranteed by design for all parts (COMMERCIAL and INDUSTRIAL), but tested for COMMERCIAL grade only.

2. DC Electrical Specifications

PARAMETERS	SYMBOL	CONDITIONS	MIN.	TYP.	MAX.	UNITS
Supply Current, Dynamic, with Loaded Outputs	I_{DD}	$F_{XIN} = 12 - 25\text{MHz}$ Output load of 10pF		16	20	mA
Operating Voltage	V_{DD}		2.25		3.63	V
Output drive current	I_{OH}	$V_{OH} = V_{DD}-0.4\text{V}$, $V_{DD}=3.3\text{V}$	10			mA
	I_{OL}	$V_{OL} = 0.4\text{V}$, $V_{DD} = 3.3\text{V}$	10			mA
Short Circuit Current				±50		mA
VCXO Control Voltage	VCON		0		V_{DD}	V

Low Phase Noise VCXO (12MHz to 27MHz)
3. AC Electrical Specifications

PARAMETERS	SYMBOL	CONDITIONS	MIN.	TYP.	MAX.	UNITS
Input Crystal Frequency			12		27	MHz
Output Clock Rise/Fall Time		0.3V ~ 3.0V with 15 pF load		2.4		ns
Output Clock Duty Cycle		Measured @ 50% V _{DD}	45	50	55	%

4. Voltage Control Crystal Oscillator (3.3V)

PARAMETERS	SYMBOL	CONDITIONS	MIN.	TYP.	MAX.	UNITS
VCXO Stabilization Time *	T _{VCXOSTB}	From power valid			10	ms
VCXO Tuning Range		F _{XIN} = 12 – 25MHz; XTAL C ₀ /C ₁ < 250 0V ≤ VCON ≤ 3.3V		500		ppm
CLK output pullability		VCON=1.65V, ±1.65V	±200			ppm
VCXO Tuning Characteristic				150		ppm/V
Pull range linearity					10	%
VCON pin input impedance			2000			kΩ
VCON modulation BW		0V ≤ VCON ≤ 3.3V, -3dB	25			kHz

Note: Parameters denoted with an asterisk (*) represent nominal characterization data and are not production tested to any specific limits.

5. Jitter and Phase Noise specification

PARAMETERS	CONDITIONS	MIN.	TYP.	MAX.	UNITS
RMS Period Jitter (1 sigma – 1000 samples)	with capacitive decoupling between VDD and GND.		2.2		ps
Phase Noise relative to carrier	27MHz @100Hz offset		-95		dBc/Hz
Phase Noise relative to carrier	27MHz @1kHz offset		-120		dBc/Hz
Phase Noise relative to carrier	27MHz @10kHz offset		-142		dBc/Hz
Phase Noise relative to carrier	27MHz @100kHz offset		-150		dBc/Hz
Phase Noise relative to carrier	27MHz @1MHz offset		-150		dBc/Hz

6. Crystal Specifications

PARAMETERS	SYMBOL	MIN.	TYP.	MAX.	UNITS
Crystal Resonator Frequency	F _{XIN}	12		27	MHz
Crystal Loading Capacitance Rating	C _{L(xtal)}		9.5		pF
C ₀ /C ₁				250	-
ESR	R _s			30	Ω

Note: Crystal Loading rating: 9.5pF is the loading the crystal sees from the VCXO chip at VCON = 1.65V. It is assumed that the crystal will be at nominal frequency at this load. If the crystal requires more load to be at nominal frequency, the additional load must be added externally. This however may reduce the pull range.

Low Phase Noise VCXO (12MHz to 27MHz)

PACKAGE INFORMATION

8 PIN (dimensions in mm)

Narrow SOIC		
Symbol	Min.	Max.
A	1.47	1.73
A1	0.10	0.25
B	0.33	0.51
C	0.19	0.25
D	4.80	4.95
E	3.80	4.00
H	5.80	6.20
L	0.38	1.27
e	1.27 BSC	

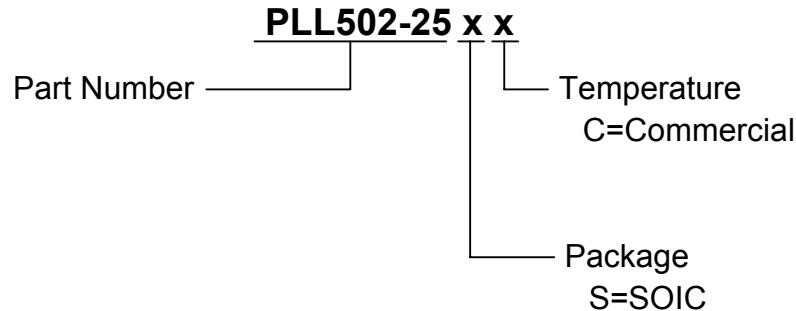
ORDERING INFORMATION

For part ordering, please contact our Sales Department:

47745 Fremont Blvd., Fremont, CA 94538, USA
Tel: (510) 492-0990 Fax: (510) 492-0991

PART NUMBER

The order number for this device is a combination of the following:
Device number, Package type and Operating temperature range



<u>Order Number</u>	<u>Marking</u>	<u>Package Option</u>
PLL502-25SC	P502-25SC	8-Pin SOIC (Tube)
PLL502-25SC-R	P502-25SC	8-Pin SOIC (Tape and Reel)

PhaseLink Corporation, reserves the right to make changes in its products or specifications, or both at any time without notice. The information furnished by Phaselink is believed to be accurate and reliable. However, PhaseLink makes no guarantee or warranty concerning the accuracy of said information and shall not be responsible for any loss or damage of whatever nature resulting from the use of, or reliance upon this product.

LIFE SUPPORT POLICY: PhaseLink's products are not authorized for use as critical components in life support devices or systems without the express written approval of the President of PhaseLink Corporation.

Данный компонент на территории Российской Федерации

Вы можете приобрести в компании MosChip.

Для оперативного оформления запроса Вам необходимо перейти по данной ссылке:

<http://moschip.ru/get-element>

Вы можете разместить у нас заказ для любого Вашего проекта, будь то серийное производство или разработка единичного прибора.

В нашем ассортименте представлены ведущие мировые производители активных и пассивных электронных компонентов.

Распределительные склады, находящиеся в России, Европе и в Китае, позволяют нам оперативно поставить необходимые компоненты в оптимальные для Вас сроки.

На всех этапах разработки и производства наши партнеры могут получить квалифицированную поддержку опытных инженеров.

Система менеджмента качества компании отвечает требованиям ISO 9001:2011

Офис по работе с юридическими лицами:

107023, г.Москва, Семеновский переулок, д.6, Бизнес-центр «АВС»

Телефон: +7 495 668-12-70 (многоканальный)

Факс: +7 495 668-12-70 (доб.304)

E-mail: info@moschip.ru

Skype отдела продаж:

moschip.ru_3	moschip.ru_6
moschip.ru_4	moschip.ru_7
moschip.ru_11	moschip.ru_8
moschip.ru_12	moschip.ru_9