


3M™ CP2 Press-Fit Socket

2 mm Type AB, 95, 110 and 125 Signal Contacts Right Angle

CP2 Series



- 25 mm basic system unit
- 38, 44 and 50 mm module
- Designed according to IEC 61076-4-101 and IEC 60352-5 Standards
- 2 mm grid spacing allows for high signal density at low cost
- “Eye of the Needle” compliant pin press-fit design reduces manufacturing time and cost
- Additional grounding row available for improved ground bounce and EMI immunity
- Mates with 5-row 3M™ MetPak™ HM and CP2 Headers
- End-to-end stackable with 5-row 3M™ MetPak™ HSHM, HM and CP2 Sockets
- See the Regulatory Information Appendix (RIA) in the “RoHS compliance” section of www.3Mconnector.com for compliance information (RIA E1 & C1 apply)

Date Modified: March 2, 2010

TS-2264-B
Sheet 1 of 2

Physical

Insulation:

Material: High Temperature Thermoplastic (LCP)

Flammability: UL94V-0

Contact:

Material: Copper Alloy

Plating: See Ordering Information

Mechanical

Mating Force: $\leq 0.75\text{N/PIN}$

Withdrawl Force: $\geq 0.15\text{N/PIN}$

Mating and Un-mating Operations: 50

Electrical

Contact Resistance: $\leq 20\text{ m}$

Insulation Resistance: $\geq 10,000\text{ M}$

Test Voltage: $750\text{ VAC}_{\text{RMS}}$

Environmental

Temperature Ratings: -55°C to $+125^{\circ}\text{C}$

PCB Data

Recommended PCB Plated Through Hole: $\varnothing 0.6\pm 0.05\text{ mm}$

Drill hole diameter: $\varnothing 0.7\pm 0.02\text{ mm}$

Hole platings: Cu 25~50 μm , Sn or SnPb < 10 μm

PCB thickness: 1.4 - 4.2 mm

Press-In Force: $\leq 204\text{N/pin}$ on nominal hole diameter

Retention Force: $\geq 13.5\text{N/pin}$ on nominal hole diameter

3M

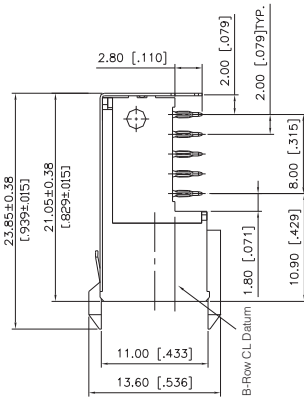
Electronic Solutions Division
Interconnect Solutions
<http://www.3Mconnector.com>

3M is a trademark of 3M Company.
For technical, sales or ordering information call
800-225-5373

3M™ CP2 Press-Fit Socket

2 mm Type AB, 95, 110 and 125 Signal Contacts Right Angle

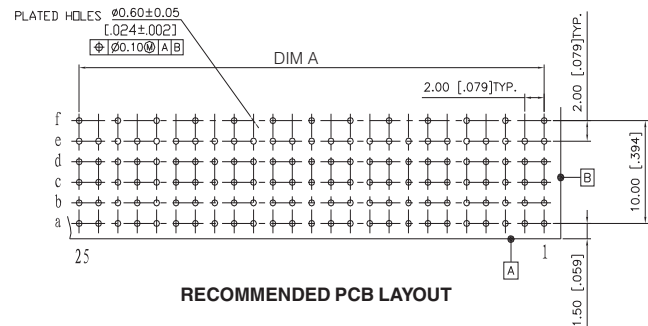
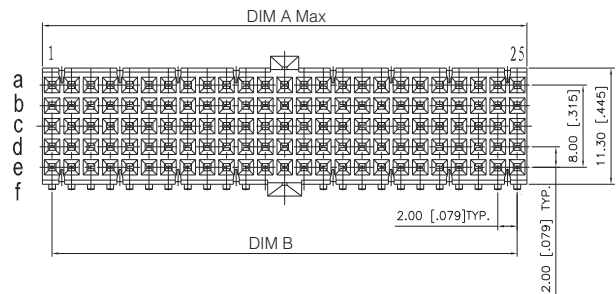
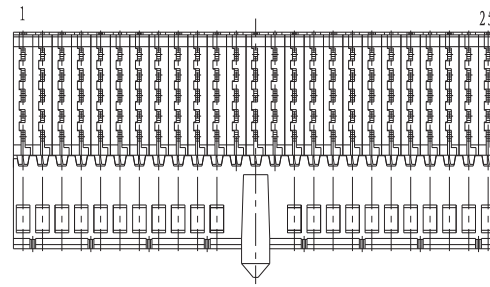
CP2 Series



mm [Inch]			
Tolerance Unless Noted			
	0.	.0	.00
mm	1	0.3	0.13

[] Dimensions for Reference only

Signal Contact Quantity	Dimension A	Dimension B
95	38.00 [1.496]	36.00 [1.417]
110	44.00 [1.732]	42.00 [1.653]
125	50.00 [1.968]	48.00 [1.890]



Ordering Information

CP2-SABXXX-X1-XXXX

Number of Signal Contacts:
095, 110 and 125

Shield Options:
G= Upper Shield
Blank= No Shield

Plating Options

TG30= 30–40 μ" Gold Contact Area
100–200 μ" Bright Tin-Lead
50–80 μ" Nickel Underplate
(RIA E2 & C2 apply)

FJ= 10–20 μ" Gold Contact Area
100–200 μ" Matte Tin
50–80 μ" Nickel Underplate
(RIA E1 & C1 apply)

KR= 30–40 μ" Gold Contact Area
100–200 μ" Matte Tin
50–80 μ" Nickel Underplate
(RIA E1 & C1 apply)

* This diagram serves only for Part Number descriptive definitions.

PLEASE CONTACT YOUR LOCAL SALES REPRESENTATIVE FOR CUSTOMER SPECIFIC PRODUCT CONFIGURATIONS.

TS-2264-B
Sheet 2 of 2

Important Notice

All statements, technical information, and recommendations related to 3M's products are based on information believed to be reliable, but the accuracy or completeness is not guaranteed. Before using this product, you must evaluate it and determine if it is suitable for your intended application. You assume all risks and liability associated with such use. Any statements related to the product which are not contained in 3M's current publications, or any contrary statements contained on your purchase order shall have no force or effect unless expressly agreed upon, in writing, by an authorized officer of 3M.

Warranty; Limited Remedy; Limited Liability.

This product will be free from defects in material and manufacture for a period of one (1) year from the time of purchase. **3M MAKES NO OTHER WARRANTIES INCLUDING, BUT NOT LIMITED TO, ANY IMPLIED WARRANTY OF MERCHANTABILITY OR FITNESS FOR A PARTICULAR PURPOSE.** If this product is defective within the warranty period stated above, your exclusive remedy shall be, at 3M's option, to replace or repair the 3M product or refund the purchase price of the 3M product. **Except where prohibited by law, 3M will not be liable for any indirect, special, incidental or consequential loss or damage arising from this 3M product, regardless of the legal theory asserted.**

**3M Electronics Solutions Division**

6801 River Place Blvd.
Austin, TX 78726-9000
U.S.A.
1-800-225-5373
www.3Mconnector.com

Please recycle. Printed in USA.
© 3M 2010. All rights reserved.
RIA-2217B-E

3M is a trademark of 3M Company.

Данный компонент на территории Российской Федерации

Вы можете приобрести в компании MosChip.

Для оперативного оформления запроса Вам необходимо перейти по данной ссылке:

<http://moschip.ru/get-element>

Вы можете разместить у нас заказ для любого Вашего проекта, будь то серийное производство или разработка единичного прибора.

В нашем ассортименте представлены ведущие мировые производители активных и пассивных электронных компонентов.

Нашей специализацией является поставка электронной компонентной базы двойного назначения, продукции таких производителей как XILINX, Intel (ex.ALTERA), Vicor, Microchip, Texas Instruments, Analog Devices, Mini-Circuits, Amphenol, Glenair.

Сотрудничество с глобальными дистрибьюторами электронных компонентов, предоставляет возможность заказывать и получать с международных складов практически любой перечень компонентов в оптимальные для Вас сроки.

На всех этапах разработки и производства наши партнеры могут получить квалифицированную поддержку опытных инженеров.

Система менеджмента качества компании отвечает требованиям в соответствии с ГОСТ Р ИСО 9001, ГОСТ РВ 0015-002 и ЭС РД 009

Офис по работе с юридическими лицами:

105318, г.Москва, ул.Щербаковская д.3, офис 1107, 1118, ДЦ «Щербаковский»

Телефон: +7 495 668-12-70 (многоканальный)

Факс: +7 495 668-12-70 (доб.304)

E-mail: info@moschip.ru

Skype отдела продаж:

moschip.ru

moschip.ru_4

moschip.ru_6

moschip.ru_9