


SMT Power Inductors

Round Wire Coils - PG0702NL



- Height:** 8.0mm Max
- Footprint:** 10.8mm x 9.2mm Max
- Saturation Current:** up to 42.5A
- No thermal aging**

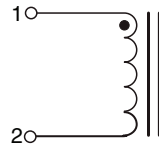
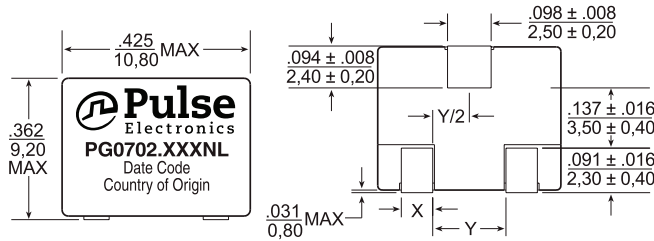
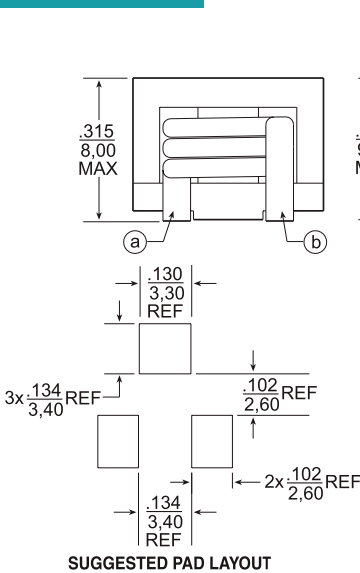
Electrical Specifications @ 25°C - Operating Temperature -40°C to +130°C¹

Part Number	Inductance ² @ Irated (μH TYP)	Irated ³ (A) Factor	DCR ⁴ (mΩ) (±6%)	Inductance @ 0A _{DC} (μH ±20%)	Saturation Current Isat (A TYP)		Heating ⁶ Current Ibc (A TYP)	Core Loss ⁷ Factor K2
					25°C	100°C		
PG0702.301NL	0.24	42.5	0.68	0.30	42.5	33.5	47.0	30.8
PG0702.401NL	0.38	38.0	0.91	0.40	43.0	34.0	38.0	27.4
PG0702.451NL	0.41	38.0	0.91	0.45	41.0	31.7	38.0	30.8
PG0702.601NL	0.48	32.0	0.91	0.60	32.0	25.5	38.0	41.1
PG0702.102NL	0.80	26.0	1.76	1.00	26.0	20.3	26.1	51.4
PG0702.222NL	1.76	15.9	3.30	2.20	15.9	12.7	16.4	90.5
PG0702.302NL	2.90	12.4	5.90	3.00	16.0	12.5	12.4	102.8
PG0702.472NL	3.76	8.4	5.30	4.70	8.4	6.7	13.2	161.0
PG0702.682NL	5.44	8.5	7.70	6.80	8.5	6.8	9.6	155.4

Mechanical

Schematic

PG0702.XXXNL



Part Number	X (mm)	Y (mm)
PG0702.301NL	1.80±0.2	4.5±0.4
PG0702.401NL	1.80±0.2	4.5±0.4
PG0702.451NL	1.80±0.2	4.5±0.4
PG0702.601NL	1.80±0.2	4.5±0.4
PG0702.102NL	1.80±0.2	4.5±0.4
PG0702.222NL	1.6±0.2	4.8±0.4
PG0702.302NL	1.6±0.2	4.8±0.4
PG0702.472NL	1.6±0.2	4.8±0.4
PG0702.682NL	1.6±0.2	4.8±0.4

Weight (TYP)2.6grams
Tray500/tray
Dimensions: $\frac{\text{Inches}}{\text{mm}}$

Unless otherwise specified,
 all tolerances are $\pm \frac{.010}{0.25}$

SMT Power Inductors

Round Wire Coils - PG0702NL

Notes:

1. Actual temperature of the component (ambient plus temperature rise) must be within the standard operating temperature range.
2. Inductance at I_{rated} is a typical inductance value for the component taken at rated current.
3. The rated current listed is the lower of the saturation current (@ 25°C) or the heating current depending on which value is lower.
4. The DCR of the part is measured at an ambient temperature of 20°C 3C from point a and b as shown above on the mechanical drawing.
5. The saturation current, I_{SAT} , is the current at which the component inductance drops by 20% (typical) at an ambient temperature of 25°C. This current is determined by placing the component in the specified ambient environment and applying a short duration pulse current (to eliminate self-heating effects) to the component.
6. The heating current, I_{DC} , is the DC current required to raise the component temperature by approximately 40°C. The heating current is determined by mounting the component on a typical PCB and applying current for 30 minutes. The temperature is measured by placing the thermocouple on top of the unit under test. Take note that the component's performance varies depending on the system

condition. It is suggested that the component be tested at the system level, to verify the temperature rise of the component during system operation.

7. Core Loss approximation is based on published core data:

$$\text{Core Loss} = K1 * (f)^{1.12} * (K2\Delta I)^{2.17}$$

Where: Core Loss = in Watts

$$K1 = 2.20E-11$$

f = switching frequency in kHz

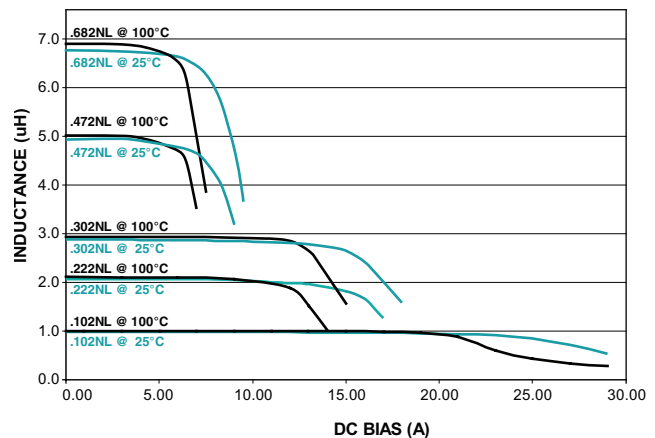
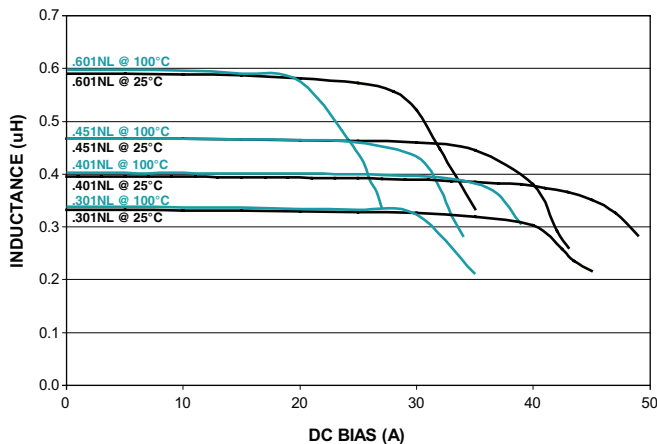
K1 & K2 = core loss factors

ΔI = delta I across the component in Ampere

$K2*\Delta I$ = one half of the peak to peak flux density across the component in Gauss

8. Unless otherwise specified, all testing is made at 100kHz, 0.1V_{AC}.
9. Optional Tape & Reel packaging can be ordered by adding a "T" suffix to the part number (i.e. PG0702.401NL becomes PG0702.401NLT). Pulse complies to industry standard tape and reel specification EIA481. The tape and reel for this product has a width (W=24.0mm), pitch (Po=16mm) and depth (Ko=8.9mm).

Typical Inductance vs Current Characteristics @ 25°C and 100°C



For More Information

Pulse Worldwide Headquarters
12220 World Trade Drive
San Diego, CA
92128
U.S.A.

Pulse Europe
Einsteinstrasse 1
D-71083 Herrenberg
Germany

Pulse China Headquarters
B402, Shenzhen Academy of
Aerospace Technol-
ogy Bldg.
10th Kejinan Road
High-Tech Zone
Nanshan District
Shenzhen, PR China
518057
Tel: 86 755 33966678
Fax: 86 755 33966700

Pulse North China
Room 2704/2705
Super Ocean Finance
Ctr.
2067 Yan An Road
West
Shanghai 200336
China
Tel: 86 21 62787060
Fax: 86 2162786973

Pulse South Asia
135 Joo Seng Road
#03-02
PM Industrial Bldg.
Singapore 368363
Tel: 65 6287 8998
Fax: 65 6287 8998

Pulse North Asia
3F, No. 198
Zhongyuan Road
Zhongli City
Taoyuan County 320
Taiwan R. O. C.
Tel: 886 3 4356768
Fax: 886 3 4356823 (Pulse)
Fax: 886 3 4356820 (FRE)

Tel: 858 674 8100
Fax: 858 674 8262

Tel: 49 7032 78060
Fax: 49 7032 7806 135

Performance warranty of products offered on this data sheet is limited to the parameters specified. Data is subject to change without notice. Other brand and product names mentioned herein may be trademarks or registered trademarks of their respective owners. © Copyright, 2015. Pulse Electronics, Inc. All rights reserved.

Данный компонент на территории Российской Федерации

Вы можете приобрести в компании MosChip.

Для оперативного оформления запроса Вам необходимо перейти по данной ссылке:

<http://moschip.ru/get-element>

Вы можете разместить у нас заказ для любого Вашего проекта, будь то серийное производство или разработка единичного прибора.

В нашем ассортименте представлены ведущие мировые производители активных и пассивных электронных компонентов.

Нашей специализацией является поставка электронной компонентной базы двойного назначения, продукции таких производителей как XILINX, Intel (ex.ALTERA), Vicor, Microchip, Texas Instruments, Analog Devices, Mini-Circuits, Amphenol, Glenair.

Сотрудничество с глобальными дистрибьюторами электронных компонентов, предоставляет возможность заказывать и получать с международных складов практически любой перечень компонентов в оптимальные для Вас сроки.

На всех этапах разработки и производства наши партнеры могут получить квалифицированную поддержку опытных инженеров.

Система менеджмента качества компании отвечает требованиям в соответствии с ГОСТ Р ИСО 9001, ГОСТ РВ 0015-002 и ЭС РД 009

Офис по работе с юридическими лицами:

105318, г.Москва, ул.Щербаковская д.3, офис 1107, 1118, ДЦ «Щербаковский»

Телефон: +7 495 668-12-70 (многоканальный)

Факс: +7 495 668-12-70 (доб.304)

E-mail: info@moschip.ru

Skype отдела продаж:

moschip.ru

moschip.ru_4

moschip.ru_6

moschip.ru_9