


- High performance 3 Amp. switching regulator
- Suitable for positive & negative output circuit
- High efficiency up to 95 %
- Adjustable output voltages
- Wide input voltage ranges 2.5–5.5, 4.5–14 and 10–30 VDC
- Short circuit protection
- Remote On/Off input
- Low output ripple & noise
- 3-year product warranty



The TSR 3 models are non isolated step down switching regulators. Since production May 2013 they can also be operated with negative output voltage. They come in a very compact open frame package of 15.5 x 9.4 x 6.2mm. The high efficiency of up to 95% admits a full load operation up to 50°C and up to 85°C with 50% current reduction. A low standby current, a very wider input range and no requirement for heatsink give these switching regulators a significant advantage over linear regulators. Together with a remote On/Off input and protection against short circuit the TSR 3 Series models are ideal point of load regulators for high reliable and energy critical applications.

Models				
Order Code	Output Current max.	Input Voltage Range	Output Voltage nom. (adjustable)	Efficiency typ.
TSR 3-0533	3'000 mA	2.5 - 5.5 VDC (5 VDC nom.)	0.6 VDC (0.6 - 3.3 VDC)	95 % (at 2.5 Vout)
TSR 3-1250		4.5 - 14 VDC (12 VDC nom.)	0.6 VDC (0.6 - 6.0 VDC)	93 % (at 3.3 Vout)
TSR 3-2450		10 - 30 VDC (24 VDC nom.)	3 VDC (3.0 - 6.0 VDC)	91 % (at 5.0 Vout)
TSR 3-24150			5 VDC (5.0 - 15.0 VDC)	95 % (at 12 Vout)

Options	
on demand (backorder with MOQ non stocking item)	- Optional models with angular pins (see outline dimensions)

Note - TSR 3-1250: max. 9 Vin if Vout < 0.9 VDC  
 - For external circuit proposal for negative output voltage, refer to application note

## Input Specifications

Input Current	- At no load	5 Vin models: <b>20 mA typ.</b> 12 Vin models: <b>25 mA typ.</b> 24 Vin models: <b>25 mA typ.</b> (at Vin nom.)
	- At full load	5 Vin models: <b>3'000 mA max.</b> 12 Vin models: <b>2'600 mA max.</b> 24 Vin models: <b>2'200 mA max.</b> (3 Vout model) <b>3'000 mA max.</b> (5 Vout model) (at Vin min.)
Reflected Ripple Current		5 Vin models: <b>30 mAp-p typ.</b> 12 Vin models: <b>30 mAp-p typ.</b> 24 Vin models: <b>30 mAp-p typ.</b> (24 Vin models: Ext. filter, see application note)
Recommended Input Fuse		5 Vin models: <b>5'000 mA</b> (slow blow) 12 Vin models: <b>5'000 mA</b> (slow blow) 24 Vin models: <b>5'000 mA</b> (slow blow)
Input Filter		<b>Internal Capacitor</b>

## Output Specifications

Output Voltage Adjustment		0,6 Vout models: <b>0.6 - 3.3 VDC</b> <b>0.6 - 6.0 VDC</b> 3 Vout models: <b>3.0 - 6.0 VDC</b> 5 Vout models: <b>5.0 - 15.0 VDC</b> (By external trim resistor) See application note: <a href="http://www.tracopower.com/overview/tsr3">www.tracopower.com/overview/tsr3</a> (TSR 3-0533: Vin at least 0.5 V higher than Vout TSR 3-1250: Vin at least 2 V higher than Vout TSR 3-24150: Vin at least 3 V higher than Vout)
Voltage Set Accuracy		<b>±2% max.</b>
Regulation	- Input Variation (Vmin - Vmax)  - Load Variation (10 - 90%)	<b>0.2% max.</b> (Vout >2.5 VDC) <b>5 mV typ.</b> (Vout <2.5 VDC) <b>0.8% max.</b> (Vout >2.5 VDC) <b>15 mV typ.</b> (Vout <2.5 VDC)
Ripple and Noise (20 MHz Bandwidth)		0,6 Vout models: <b>50 mVp-p typ.</b> 3 Vout models: <b>75 mVp-p typ.</b> 5 Vout models: <b>150 mVp-p typ.</b>
Capacitive Load		0,6 Vout models: <b>1'000 µF max.</b> 3 Vout models: <b>1'000 µF max.</b> 5 Vout models: <b>500 µF max.</b> (ESR >1 mOhm)
Minimum Load		<b>Not required</b>
Temperature Coefficient		<b>±1 %/K max.</b>
Start-up Overshoot Voltage		<b>1% max.</b>
Short Circuit Protection		<b>Continuous, Automatic recovery</b>
Output Current Limitation		<b>280% typ. of Iout max.</b> (5 Vin models) <b>220% typ. of Iout max.</b> (other models)
Transient Response	- Peak Variation  - Response Time	<b>250 mV typ. / 500 mV max.</b> (50% Load Step) (5,0 Vout model) <b>150 mV typ. / 250 mV max.</b> (50% Load Step) (other models) <b>120 µs typ. / 220 µs max.</b> (50% Load Step)

All specifications valid at nominal voltage, full load and +25°C after warm-up time unless otherwise stated.

## General Specifications

Relative Humidity		95% max. (non condensing)
Temperature Ranges	- Operating Temperature - Storage Temperature	-40°C to +85°C -55°C to +125°C
Power Derating	- High Temperature	1.57 %/K above 50°C
Cooling System		Natural convection (20 LFM)
Remote Control	- Voltage Controlled Remote  - Off Idle Input Current	On: 1 to 12 VDC or open circuit Off: 0 to 0.3 VDC Refers to 'Remote' and 'GND' Pin 1.5 mA typ. (0.6 Vout models) 6 mA typ. (other models) (5 Vin model: 5.5 V or open circuit for On-state)
Switching Frequency		540 - 660 kHz (5 Vin & 12 Vin models) 270 - 330 kHz (24 Vin models)
Insulation System		Non-isolated
Reliability	- Calculated MTBF	4'500'000 h (MIL-HDBK-217F, ground benign)
Environment	- Thermal Shock	MIL-STD-810F
Connection Type		THD (Through-Hole Device)
Weight	- 5 Vin input - 12 Vin input - 24 Vin input	0.6 Vout models: 1.7 g 0.6 Vout models: 1.7 g 3 Vout models: 2.1 g 5 Vout models: 2.1 g
Environmental Compliance	- Reach - RoHS	<a href="http://www.tracopower.com/info/reach-declaration.pdf">www.tracopower.com/info/reach-declaration.pdf</a> <a href="http://www.tracopower.com/info/rohs-declaration.pdf">www.tracopower.com/info/rohs-declaration.pdf</a>

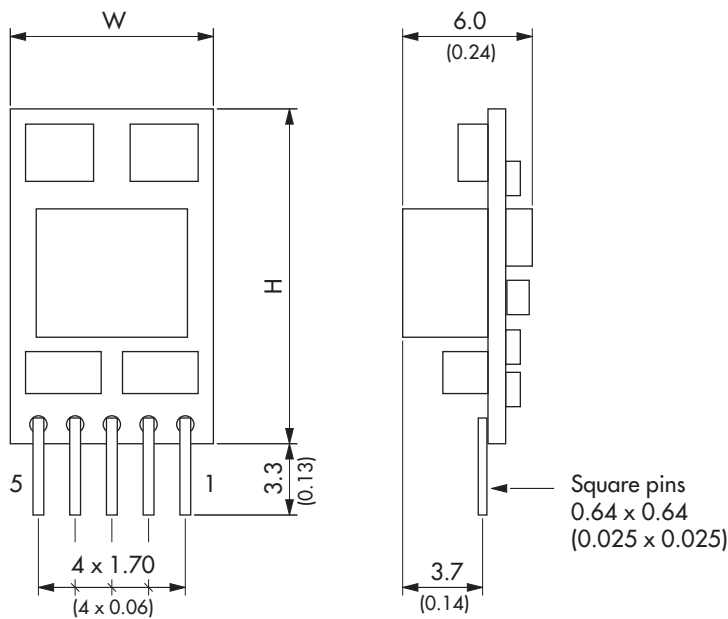
## Supporting Documents

Overview Link (for additional Documents)	<a href="http://www.tracopower.com/overview/tsr3">www.tracopower.com/overview/tsr3</a>
--	--

All specifications valid at nominal voltage, full load and +25°C after warm-up time unless otherwise stated.

### Outline Dimensions

#### Standard version



Pinout		
Pin	positive	negative
1	Remote On/Off	
2	+Vin (Vcc)	
3	GND	-Vout
4	+Vout	GND
5	Trim	

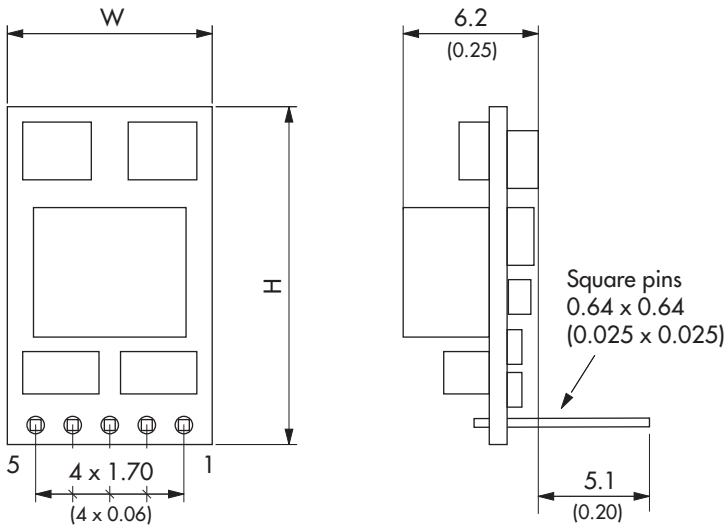
TSR 3-0533 & TSR 3-1250: W=9.4 (0.37) H=15.5 (0.61)  
 TSR 3-2450 & TSR 3-24150: W=10.4 (0.41) H=16.5 (0.65)

(Component allocation is model specific)

Dimensions in mm (inch)  
 Tolerances:  $\pm 0.5$  ( $\pm 0.02$ )  
 Pin pitch Tolerance  $\pm 0.25$  ( $\pm 0.01$ )  
 Pin profile Tolerance  $\pm 0.1$  ( $\pm 0.004$ )

All specifications valid at nominal voltage, full load and +25°C after warm-up time unless otherwise stated.

### Optional version with angular pins



Pinout		
Pin	positive	negative
1	Remote On/Off	
2	+Vin (Vcc)	
3	GND	-Vout
4	+Vout	GND
5	Trim	

TSR 3-0533 & TSR 3-1250: W=9.4 (0.37) H=15.5 (0.61)

TSR 3-2450 & TSR 3-24150: W=10.4 (0.41) H=16.5 (0.65)

(Component allocation is model specific)

Dimensions in mm (inch)

Tolerances:  $\pm 0.5$  ( $\pm 0.02$ )

Pin pitch Tolerance  $\pm 0.25$  ( $\pm 0.01$ )

Pin profile Tolerance  $\pm 0.1$  ( $\pm 0.004$ )

## Данный компонент на территории Российской Федерации

### Вы можете приобрести в компании MosChip.

Для оперативного оформления запроса Вам необходимо перейти по данной ссылке:

<http://moschip.ru/get-element>

Вы можете разместить у нас заказ для любого Вашего проекта, будь то серийное производство или разработка единичного прибора.

В нашем ассортименте представлены ведущие мировые производители активных и пассивных электронных компонентов.

Нашей специализацией является поставка электронной компонентной базы двойного назначения, продукции таких производителей как XILINX, Intel (ex.ALTERA), Vicor, Microchip, Texas Instruments, Analog Devices, Mini-Circuits, Amphenol, Glenair.

Сотрудничество с глобальными дистрибьюторами электронных компонентов, предоставляет возможность заказывать и получать с международных складов практически любой перечень компонентов в оптимальные для Вас сроки.

На всех этапах разработки и производства наши партнеры могут получить квалифицированную поддержку опытных инженеров.

Система менеджмента качества компании отвечает требованиям в соответствии с ГОСТ Р ИСО 9001, ГОСТ РВ 0015-002 и ЭС РД 009

### Офис по работе с юридическими лицами:

105318, г.Москва, ул.Щербаковская д.3, офис 1107, 1118, ДЦ «Щербаковский»

Телефон: +7 495 668-12-70 (многоканальный)

Факс: +7 495 668-12-70 (доб.304)

E-mail: [info@moschip.ru](mailto:info@moschip.ru)

Skype отдела продаж:

moschip.ru

moschip.ru\_4

moschip.ru\_6

moschip.ru\_9