THIS DRAWING IS UNPUBLISHED. RELEASED FOR PUBLICATION -,- .
© COPYRIGHT 2011 BY TYCO ELECTRONICS CORPORATION. ALL RIGHTS RESERVED.

| LOC | DIST |
|---|---|
| DW | — |

REVISIONS

| P | LTR | DESCRIPTION | DATE | DWN | APVD |
|---|---|---|---|---|---|
| | A1 | REVISED (ECR-11-021390) DRAWING REDRAW & CHANGE TO TE LOGO | 28MAR'12 | E.L. | W.K. |

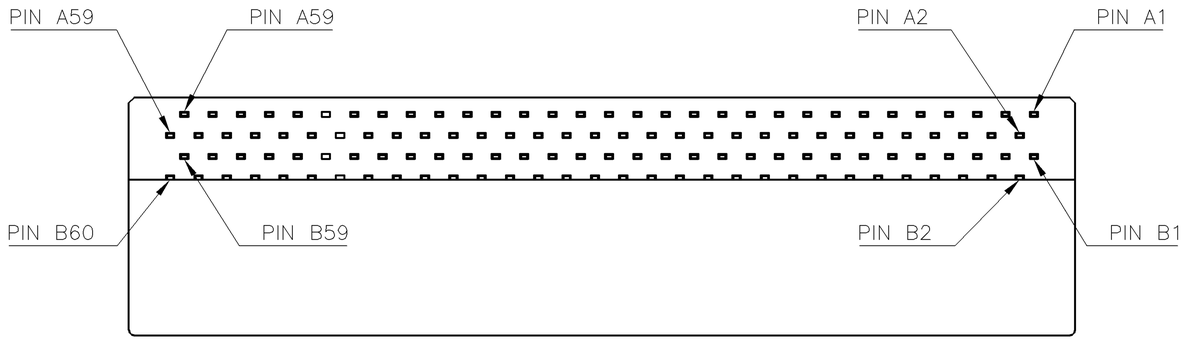


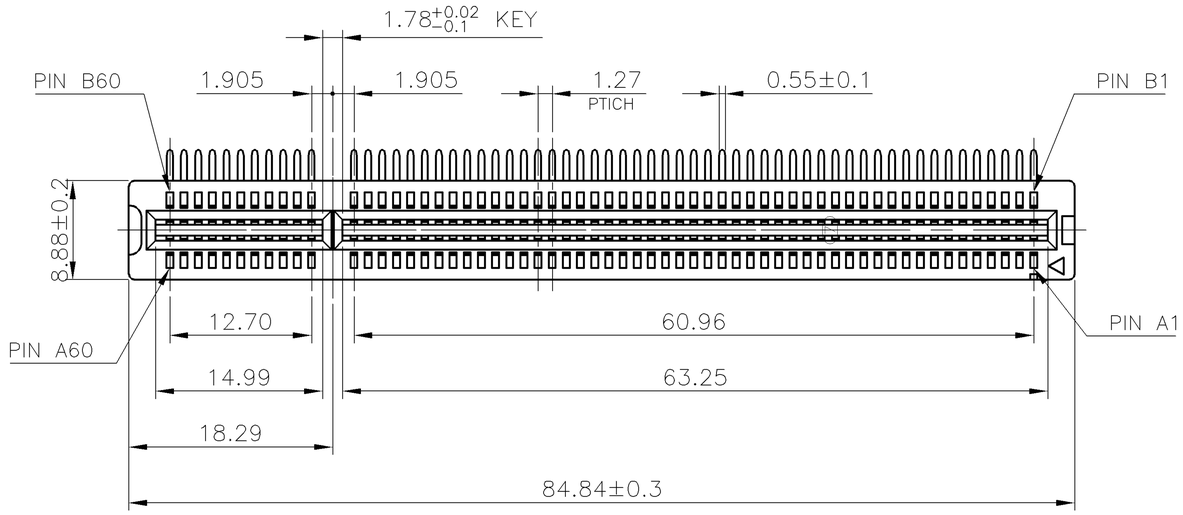


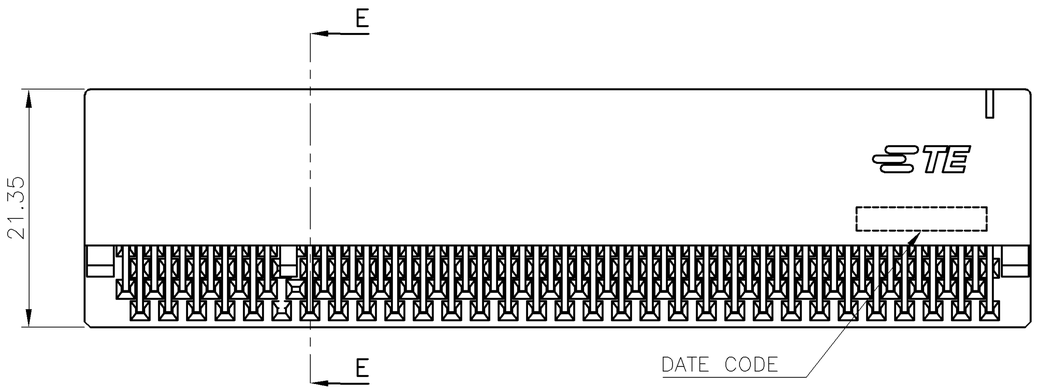


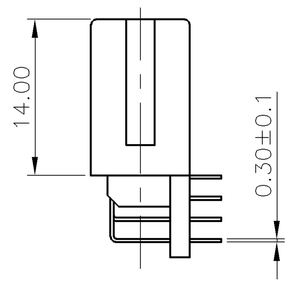


NOTES:

1. MATERIAL:
   1.1 HOUSING: PA66 WITH 30% G.F, UL94 V-0, COLOR: NATURAL.
   1.2 BACKBOARD: PA66 WITH 30% G.F, UL94 V-0, COLOR: NATURAL.
   1.3 CONTACT: PHOSPHOR BRONZE
2. FINISH:
   CONTACT:
   (SEE TABLE) GOLD PLATING ON CONTACT AREA.
   2.54um [100u"] MIN. BRIGHT-TIN PALTING ON SOLDER TAIL AREA.
   1.27um [50u"] MIN. NICKEL UNDERPLATING OVERALL.
3. RECOMMENDED P.C.B THICKNESS : 1.57mm
4. WAVE SOLDER CAPABLE TO 265°C
   PER TE SPEC. 109-202, CONDITION B.

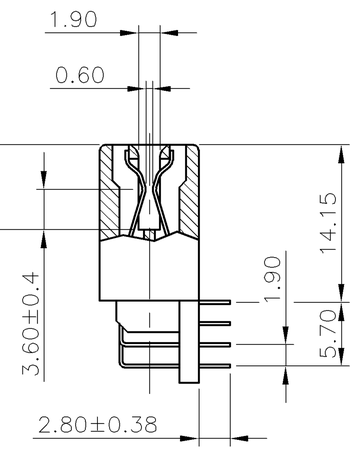


E-E
SCALE 1:1

| | WEIGHT (g) | MIN. GOLD THICKNESS | PART NUMBER |
|---|---|---|---|
| | 14.40 | 0.762um [30u"] | 1775403-3 |
| | | 0.254um [10u"] | 1775403-2 |
| OBSOLETED | | ~~0.0254um [1u"]~~ | ~~1775403-1~~ |

THIS DRAWING IS A CONTROLLED DOCUMENT.

DIMENSIONS: mm

TOLERANCES UNLESS OTHERWISE SPECIFIED:

| | |
|---|---|
| 0 PLC | ± - |
| 1 PLC | ± 0.3 |
| 2 PLC | ± 0.2 |
| 3 PLC | ± 0.15 |
| 4 PLC | ± - |
| ANGLES | ± 3° |

MATERIAL: SEE NOTE

FINISH: SEE NOTE

DWN J. LEE 17APR2006
CHK S. HOU 17APR2006
APVD W.J. KE 17APR2006
PRODUCT SPEC 108-57496
APPLICATION SPEC —
WEIGHT SEE TABLE
CUSTOMER DRAWING

TE Connectivity

NAME: 1.27mm PCI, CARD EDGE, 120 POS, R/A

| SIZE | CAGE CODE | DRAWING NO | RESTRICTED TO |
|---|---|---|---|
| A3 | 00779 | C-1775403 | — |

SCALE — SHEET 1 OF 3 REV A1

THIS DRAWING IS UNPUBLISHED. RELEASED FOR PUBLICATION -,- .
© COPYRIGHT 2011 BY TYCO ELECTRONICS CORPORATION. ALL RIGHTS RESERVED.

| LOC | DIST |
|---|---|
| DW | — |

REVISIONS

| P | LTR | DESCRIPTION | DATE | DWN | APVD |
|---|---|---|---|---|---|
| | | SEE SHEET 1. | | | |

NOTES:
CHAMFER EDGE MUST BE FREE OF CUTTING BURRS

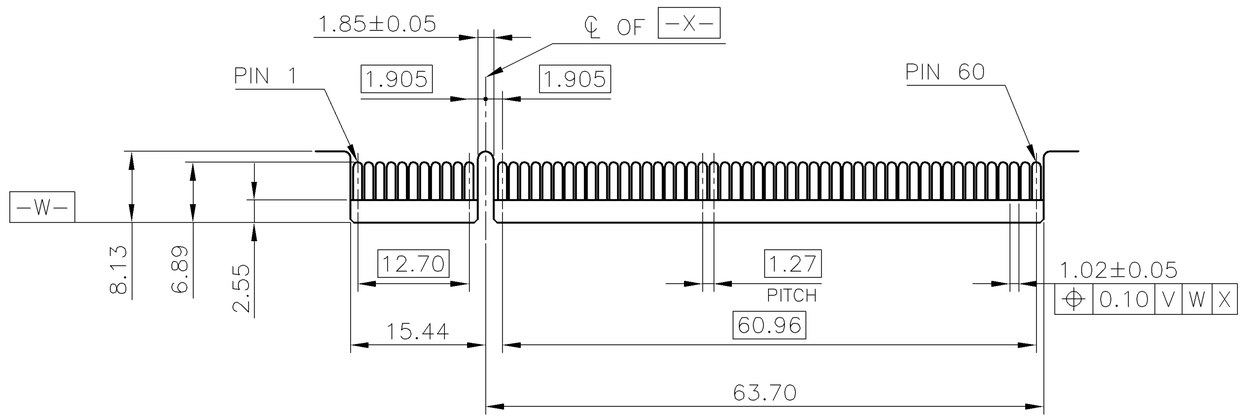


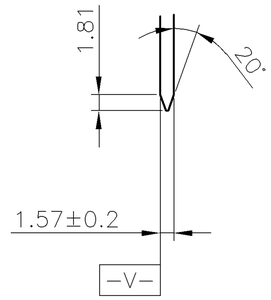


ADD-IN CARD EDGE-FINGER DIMENSIONS

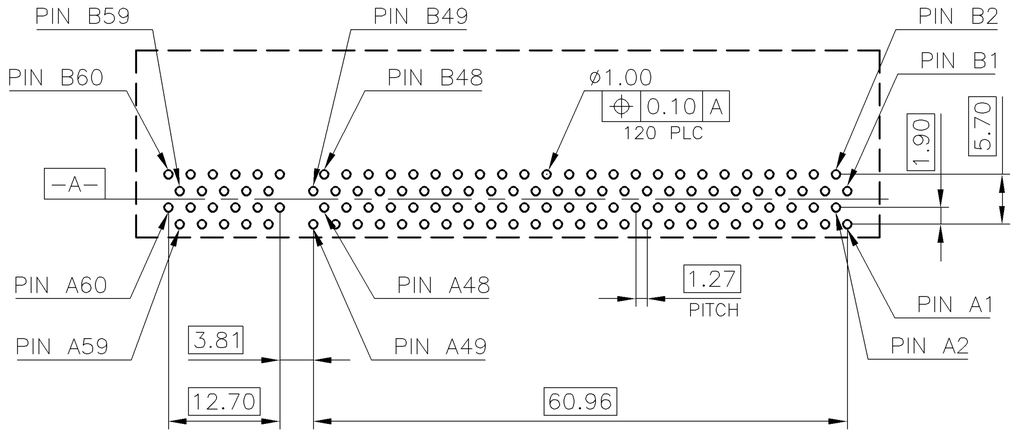


RECOMMENDED PCB LAYOUT (TOP VIEW)
TOLERANCE: ±0.05

THIS DRAWING IS A CONTROLLED DOCUMENT.

DIMENSIONS: mm

TOLERANCES UNLESS OTHERWISE SPECIFIED:

| | |
|---|---|
| 0 PLC | ± – |
| 1 PLC | ± 0.3 |
| 2 PLC | ± 0.2 |
| 3 PLC | ± 0.15 |
| 4 PLC | ± – |
| ANGLES | ± 3° |

MATERIAL –

FINISH –

| | |
|---|---|
| DWN | – |
| CHK | – |
| APVD | – |
| PRODUCT SPEC | — |
| APPLICATION SPEC | — |
| WEIGHT | — |

TE Connectivity

NAME
1.27mm PCI,
CARD EDGE, 120 POS, R/A

| SIZE | CAGE CODE | DRAWING NO | RESTRICTED TO |
|---|---|---|---|
| A3 | 00779 | C-1775403 | — |

CUSTOMER DRAWING | SCALE — | SHEET 2 OF 3 | REV A1

THIS DRAWING IS UNPUBLISHED. RELEASED FOR PUBLICATION – , – .
© COPYRIGHT 2011 BY TYCO ELECTRONICS CORPORATION. ALL RIGHTS RESERVED.

| LOC | DIST |
|---|---|
| DW | — |

REVISIONS

| P | LTR | DESCRIPTION | DATE | DWN | APVD |
|---|---|---|---|---|---|
| | | SEE SHEET 1. | | | |

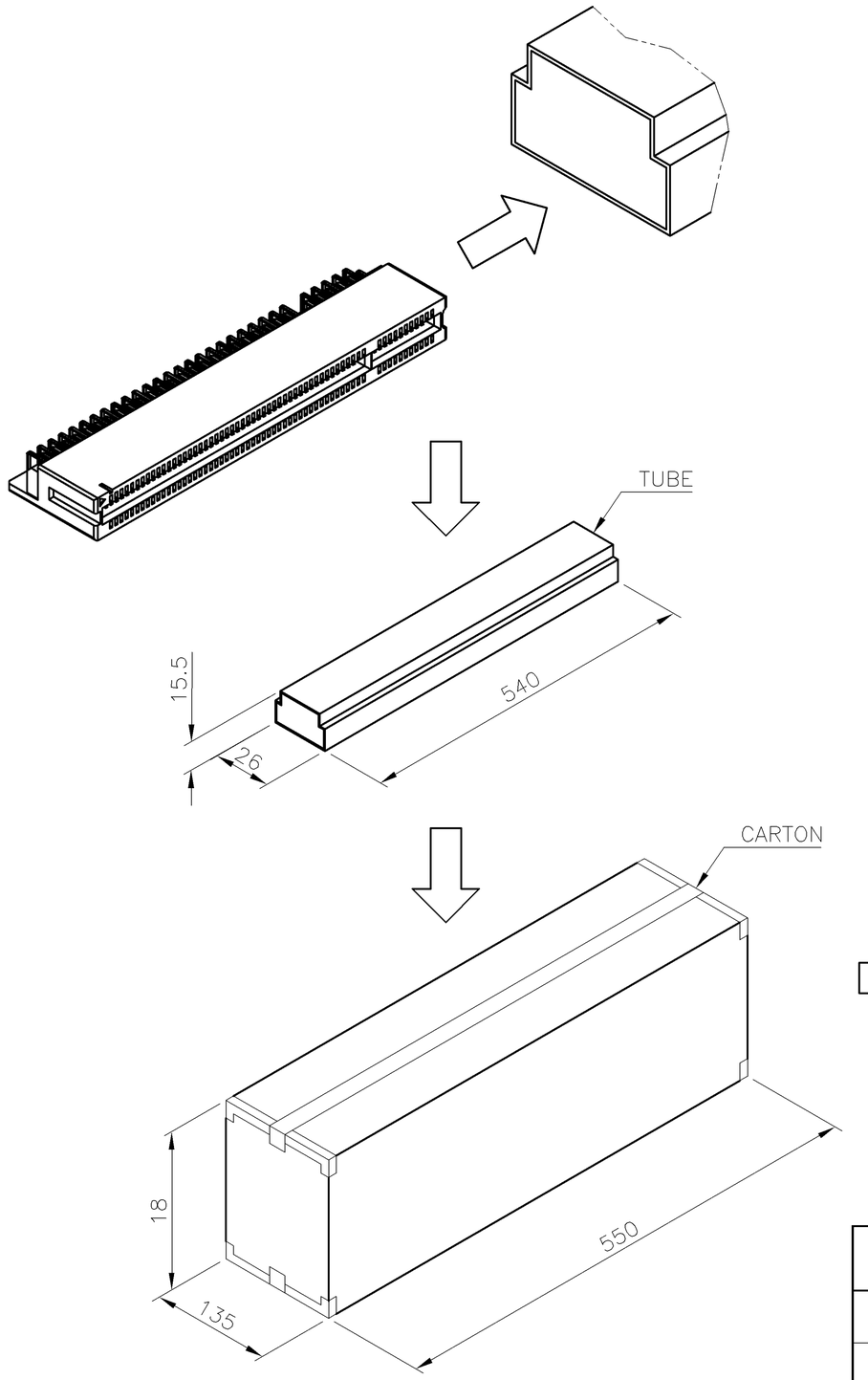


NOTES :
1. MATERIAL :
   1.1 TRAY: PVC, COLOR: TRANSPARENT.
   1.2 CARTON: CORRUGATED FIBER
   1.3 BOX: CORRUGATED FIBER
2. DIMENSION: SEE DRAWING
3. QUANTITY: SEE TABLE
4. WEIGHT: SEE TABLE

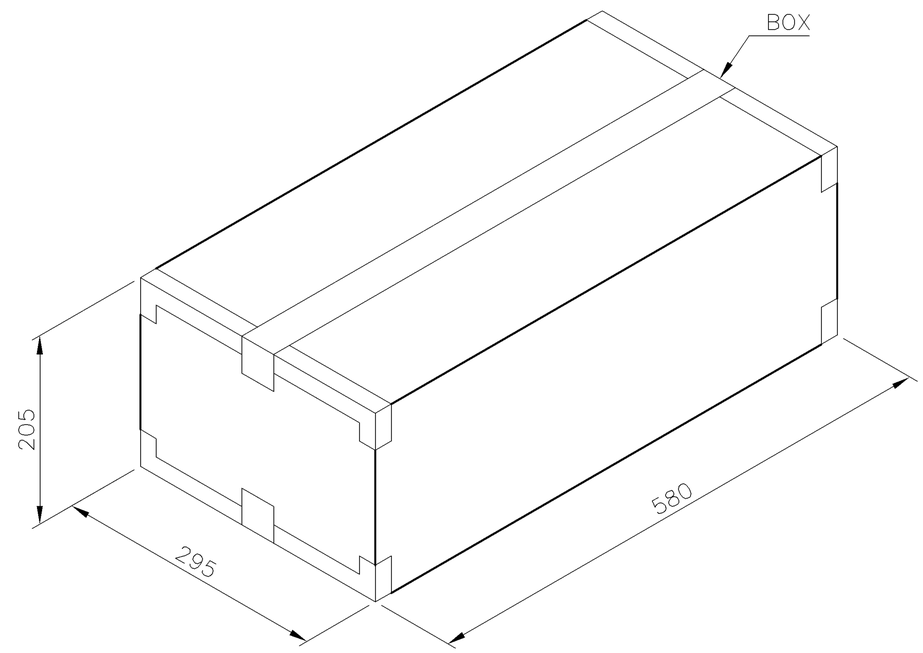


| GROSS WEIGHT | NET WEIGHT | PCS/ TUBE | TUBE/ CARTON | CARTON/ BOX | PCS/ BOX |
|---|---|---|---|---|---|
| 13.7 KG | 8.8 KG | 6 | 50 | 2 | 600 |

THIS DRAWING IS A CONTROLLED DOCUMENT.

DIMENSIONS: mm

TOLERANCES UNLESS OTHERWISE SPECIFIED:

| | |
|---|---|
| 0 PLC | ± – |
| 1 PLC | ± 0.3 |
| 2 PLC | ± 0.2 |
| 3 PLC | ± 0.15 |
| 4 PLC | ± – |
| ANGLES | ± 3° |

MATERIAL –

FINISH –

DWN –
CHK –
APVD –
PRODUCT SPEC —
APPLICATION SPEC —
WEIGHT —

TE Connectivity

NAME
1.27mm PCI,
CARD EDGE, 120 POS, R/A

| SIZE | CAGE CODE | DRAWING NO | RESTRICTED TO |
|---|---|---|---|
| A3 | 00779 | C-1775403 | — |

CUSTOMER DRAWING | SCALE — | SHEET 3 OF 3 | REV A1

Общество с ограниченной ответственностью «МосЧип» ИНН 7719860671 / КПП 771901001
Адрес: 105318, г.Москва, ул.Щербаковская д.3, офис 1107

**Данный компонент на территории Российской Федерации**

**Вы можете приобрести в компании MosChip.**

Для оперативного оформления запроса Вам необходимо перейти по данной ссылке:

http://moschip.ru/get-element

Вы можете разместить у нас заказ для любого Вашего проекта, будь то серийное производство или разработка единичного прибора.

В нашем ассортименте представлены ведущие мировые производители активных и пассивных электронных компонентов.

Нашей специализацией является поставка электронной компонентной базы двойного назначения, продукции таких производителей как XILINX, Intel (ex.ALTERA), Vicor, Microchip, Texas Instruments, Analog Devices, Mini-Circuits, Amphenol, Glenair.

Сотрудничество с глобальными дистрибьюторами электронных компонентов, предоставляет возможность заказывать и получать с международных складов практически любой перечень компонентов в оптимальные для Вас сроки.

На всех этапах разработки и производства наши партнеры могут получить квалифицированную поддержку опытных инженеров.

Система менеджмента качества компании отвечает требованиям в соответствии с ГОСТ Р ИСО 9001, ГОСТ РВ 0015-002 и ЭС РД 009

**Офис по работе с юридическими лицами:**

105318, г.Москва, ул.Щербаковская д.3, офис 1107, 1118, ДЦ «Щербаковский»

Телефон: +7 495 668-12-70 (многоканальный)

Факс: +7 495 668-12-70 (доб.304)

E-mail: info@moschip.ru

Skype отдела продаж:
moschip.ru
moschip.ru_4
moschip.ru_6
moschip.ru_9