



Main

| | |
|-------------------------------|---|
| Range of product | OsiSense XU |
| Series name | Application material handling |
| Electronic sensor type | Photo-electric sensor |
| Sensor name | XUB |
| Sensor design | Cylindrical M18 |
| Detection system | Thru beam |
| Material | Metal |
| Type of output signal | Discrete |
| Supply circuit type | DC |
| Wiring technique | 3-wire |
| Discrete output type | NPN |
| Discrete output function | 1 NO or 1 NC programmable |
| Electrical connection | Cable |
| Cable length | 6.56 ft (2 m) |
| Emission | Red laser (class 1), wavelength: 2.6378E-05 in (670 nm) conforming to IEC 825-1 |
| [Sn] nominal sensing distance | 328.08 ft (100 m) |

Complementary

| | |
|---------------------------|--|
| Enclosure material | Nickel plated brass |
| Lens material | PMMA |
| Blind zone | 0 in (0 mm) |
| Output type | Solid state |
| Status LED | 1 LED (green) supply on and teaching 1 LED (red) stability 1 LED (yellow) output state and alignment aid |
| [Us] rated supply voltage | 12...24 V DC with reverse polarity protection |
| Supply voltage limits | 10...30 V DC |
| Switching capacity in mA | <= 100 mA (overload and short-circuit protection) |
| Switching frequency | 1500 Hz |
| Voltage drop | <= 1.5 V (closed state) |
| Current consumption | 25 mA (no-load) |
| Power consumption in W | < 1 W |
| Delay first up | < 80 ms |
| Delay response | < 0.4 ms |
| Delay recovery | < 0.4 ms |
| Setting-up | With sensitivity adjustment |
| Product weight | 0.51 lb(US) (0.23 kg) |
| Kit composition | Transmitter + receiver XUBLBKCNL2T + XUBLBNCNL2R |

Environment

| | |
|---------------------------------------|--|
| product certifications | CE CSA UL |
| ambient air temperature for operation | 14...113 °F (-10...45 °C) |
| ambient air temperature for storage | -40...158 °F (-40...70 °C) |
| vibration resistance | 7 gn, amplitude = +/- 0.75 mm (f = 10...55 Hz) conforming to IEC 60068-2-6 |
| shock resistance | 30 gn (duration = 11 ms) conforming to IEC 60068-2-27 |
| IP degree of protection | IP67 (double insulation) conforming to IEC 60529 |

The information provided in this documentation contains general descriptions and/or technical characteristics of the products contained herein. This documentation is not intended as a substitute for and is not to be used for determining suitability or reliability of these products for specific user applications. It is the duty of any such user or integrator to perform the appropriate and complete risk analysis, evaluation and testing of the products with respect to the relevant specific application or use thereof. Neither Schneider Electric Industries SAS nor any of its affiliates or subsidiaries shall be responsible or liable for misuse of the information contained herein.

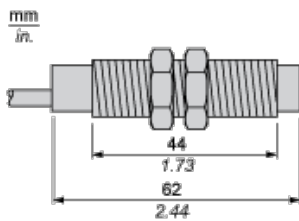
Offer Sustainability

| | |
|--|--|
| Not Green Premium product | Not Green Premium product |
| Compliant - since 0901 - Schneider Electric declaration of conformity | Compliant - since 0901 - Schneider Electric declaration of conformity |
| Available | Available |
| Available | Available |
| WARNING: This product can expose you to chemicals including: | WARNING: This product can expose you to chemicals including: |
| Diisononyl phthalate (DINP), which is known to the State of California to cause cancer, and | Diisononyl phthalate (DINP), which is known to the State of California to cause cancer, and |
| Di-isodecyl phthalate (DIDP), which is known to the State of California to cause birth defects or other reproductive harm. | Di-isodecyl phthalate (DIDP), which is known to the State of California to cause birth defects or other reproductive harm. |
| For more information go to www.p65warnings.ca.gov | For more information go to www.p65warnings.ca.gov |

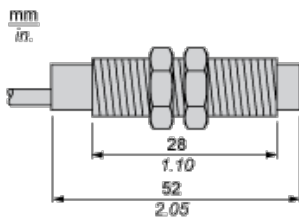
Contractual warranty

| | |
|-----------------|-----------|
| Warranty period | 18 months |
|-----------------|-----------|

Dimensions

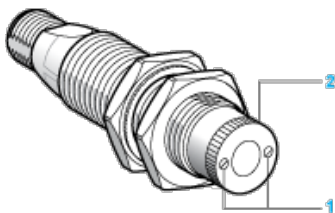


Dimensions



Mounting

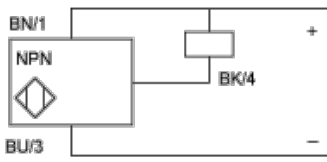
Adjustment



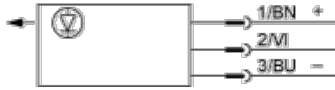
- (1) Adjust the focusing point of the laser beam by rotating the serrated sleeve
- (2) Located on the face of the sensor. Re-tighten fixing screws

Wiring Schemes

NPN



Transmitter



(+) Brown

BN :

(-) Blue

BU :

(Output)Black

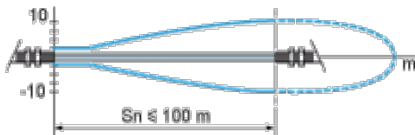
BK :

InputNot connected: beam made, connected to (-): beam broken

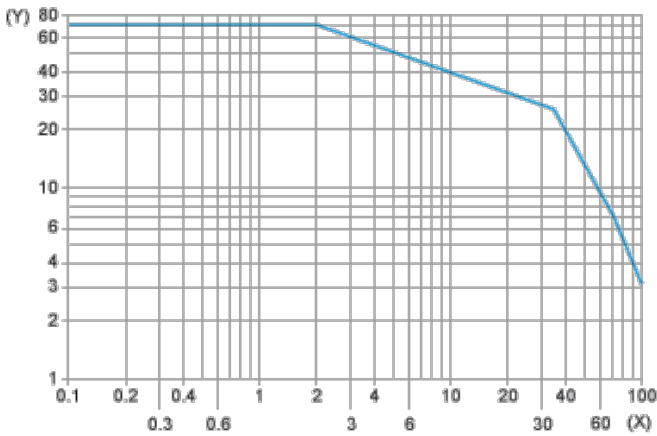
2/VI :

Curves

Detection Curve (Set to Infinity)



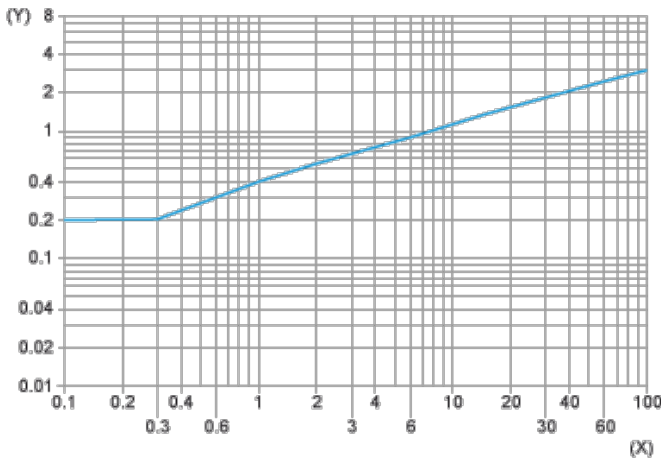
Excess Gain Curve



(X) Distance (m)

(Y) Gain

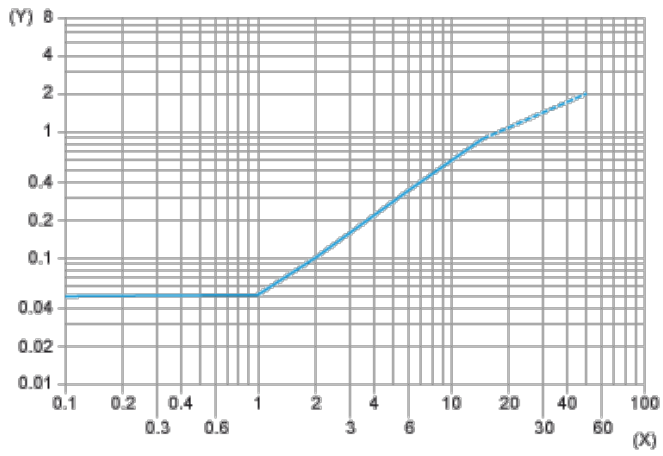
Standard Curve



(X) Distance focusing point (m)

(Y) Minimum size of the object to be detected (mm)

Detection Limit Curve



(X) Distance focusing point (m)

(Y) Minimum size of the object to be detected (mm)

Данный компонент на территории Российской Федерации

Вы можете приобрести в компании MosChip.

Для оперативного оформления запроса Вам необходимо перейти по данной ссылке:

<http://moschip.ru/get-element>

Вы можете разместить у нас заказ для любого Вашего проекта, будь то серийное производство или разработка единичного прибора.

В нашем ассортименте представлены ведущие мировые производители активных и пассивных электронных компонентов.

Нашей специализацией является поставка электронной компонентной базы двойного назначения, продукции таких производителей как XILINX, Intel (ex.ALTERA), Vicor, Microchip, Texas Instruments, Analog Devices, Mini-Circuits, Amphenol, Glenair.

Сотрудничество с глобальными дистрибьюторами электронных компонентов, предоставляет возможность заказывать и получать с международных складов практически любой перечень компонентов в оптимальные для Вас сроки.

На всех этапах разработки и производства наши партнеры могут получить квалифицированную поддержку опытных инженеров.

Система менеджмента качества компании отвечает требованиям в соответствии с ГОСТ Р ИСО 9001, ГОСТ РВ 0015-002 и ЭС РД 009

Офис по работе с юридическими лицами:

105318, г.Москва, ул.Щербаковская д.3, офис 1107, 1118, ДЦ «Щербаковский»

Телефон: +7 495 668-12-70 (многоканальный)

Факс: +7 495 668-12-70 (доб.304)

E-mail: info@moschip.ru

Skype отдела продаж:

moschip.ru

moschip.ru_4

moschip.ru_6

moschip.ru_9