

AMP Dynamic Series Connectors

RoHS Ready

Tyco Electronics

Our commitment. Your advantage.

Overview

Disclaimer

While Tyco Electronics Corporation and its affiliates referenced herein ("Tyco Electronics") have made every reasonable effort to ensure the accuracy of the information in this catalog, Tyco Electronics does not guarantee that it is error-free, nor does Tyco Electronics make any other representation, warranty or guarantee that the information is accurate, correct, reliable or current.

Tyco Electronics reserves the right to make any adjustments to the information contained herein at any time without notice. Tyco Electronics expressly disclaims all implied warranties regarding the information contained herein, including, but not limited to, any implied warranties of merchantability or fitness for a particular purpose. Tyco Electronics' only obligations are those in the Tyco Electronics Standard Terms and Conditions of Sale, and in no case will Tyco Electronics be responsible for any incidental, indirect, or consequential damages arising from the sale, resale, use, or misuse of its products. Users should independently evaluate the suitability of, and test each product for, their application.

The dimensions, specifications, designs, construction, materials and processes in this catalog are for reference purposes only and are subject to change without notice. Please consult Tyco Electronics for the most current product information.

The export of certain Tyco Electronics products is restricted by the Arms Export Control Act (Title 22, U.S.C. Sec 2751, et seq.) or the Export Administration Act of 1979, as amended (Title 50, U.S.C., App. 2401 et seq.). Orders may be subject to export approval by the U.S. Government. Buyer must comply with all applicable export laws of all applicable jurisdictions.

© 1998, 2002, 2004 and 2007 by Tyco Electronics Corporation. All Rights Reserved.

AMP, AMP-O-LECTRIC, AMP-O-MATIC, AMPLIMITE, the TE Logo and TYCO ELECTRONICS are trademarks.

Other products, logos, and company names mentioned herein may be trademarks of their respective owners.

See inside back cover for Global Contacts and phone numbers.

Product Facts

- **Connector system designed for exclusive use with I/O and power circuits in the power and control boards of heavy electric systems and FA equipment, process computers, FA computers, PCs, NCs, servodrivers, servomotors, inverters, switching power supplies, etc.**
- **Consists of wire-side connector and board-side connector**
- **Diverse housings are available to meet most specific applications**
- **With contacts standardized, the tool types used can be reduced**
- **Termination can be automated and field maintenance simplified**
- **As contacts can be crimped, connector quality is maintained**
- **Standardization of contacts leads to easier management of inventory**
- **To help prevent human errors in termination a common identification mark is on hand tools and contacts**
- **Housing color and design are coordinated**

Need more information?

Call Technical Support at the numbers listed below.

Technical Support is staffed with specialists well versed in Tyco Electronics products. They can provide you with:

- Technical Support
- Catalogs
- Technical Documents
- Product Samples
- Tyco Electronics Authorized Distributor Locations

Note: Connectors are not designed to mate and unmate on energized line.

Restriction on the use of Hazardous Substances (RoHS)

At Tyco Electronics, we're ready to support your RoHS requirements. We've assessed more than 1.5 million end items/components for RoHS compliance, and issued new part numbers where any change was required to eliminate the restricted materials. Part numbers in this catalog are identified as:

RoHS Compliant — Part numbers in this catalog are RoHS Compliant, unless marked otherwise. These products comply with European Union Directive 2002/95/EC as amended 1 January 2006 that restricts the use of lead, mercury, cadmium, hexavalent chromium, PBB, and PBDE in certain electrical and electronic products sold into the EU as of 1 July 2006.

NOTE: For purposes of this Catalog, included within the definition of RoHS Compliant are products that are clearly "Out of Scope" of the RoHS Directive such as hand tools and other non-electrical accessories.

NOTE: Information regarding RoHS compliance is provided based on reasonable inquiry of our suppliers and represents our current actual knowledge based on the information provided by our suppliers. This information is subject to change. For latest compliance status, refer to our website referenced at right.

Getting the Information You Need

Our comprehensive on-line RoHS Customer Support Center provides a forum to answer your questions and support your RoHS needs. A RoHS FAQ (Frequently Asked Questions) is available with links to more detailed information. You can also submit RoHS questions and receive a response within 24 hours during a normal work week. The Support Center also provides:

- Cross-Reference from Non-compliant to Compliant Products
- Ability to browse RoHS Compliant Products in our on-line catalog
- Downloadable Technical Data Customer Information Presentation
- More detailed information regarding the definitions used above
- So whatever your questions when it comes to RoHS, we've got the answers at www.tycoelectronics.com/leadfree

RoHS Customer Support Center

Catalog 1242132
Revised 5-07

www.tycoelectronics.com

Dimensions are in millimeters unless otherwise specified.

Dimensions are shown for reference purposes only. Specifications subject to change.

USA: 1-800-522-6752
Canada: 1-905-470-4425
Mexico: 01-800-733-8926
C. America: 52-55-1106-0803

South America: 55-11-2103-6000
Hong Kong: 852-2735-1628
Japan: 81-44-844-8013
UK: 44-8706-080-208

Table of Contents

Product Facts 2
Table of Contents 3-5
D-1000 Series
Introduction and Product Facts 6
D-1 Contacts (Strip and Loose Piece), Application Tooling, Performance Characteristics and Technical Documents 7
D-1100D — 2-Row Type
Dimensions (Mating and External), Receptacle & Tab Housings and Board-mounting Tab Headers (Horizontal and Vertical) 8, 9
D-1200S
Dimensions (Mating and External), 2-Pos. Receptacle & Tab Housings and Board-mounting Tab Header (Vertical) 10, 11
D-1200D — 2-Row Type
Dimensions (Mating and External), Receptacle & Tab Housings and Board-mounting Tab Headers (Horizontal and Vertical) 12, 13
D-1500T
Dimensions (Mating and External), 3-Pos. Receptacle Housing and Board-mounting Tab Headers (Horizontal and Vertical) 14, 15
D-2000 Series
List of Products by Application (D-2100S, D-2100D and D-2100M) 16
Performance Specifications 17, 18
D-2 Contacts (Strip and Loose Piece) and Application Tooling 19
D-2100S — 1-Row Type
Typical Applications, Mating Combinations and 3-Pos. Housings & Headers 20
Keying 21
Dimensions (Mating and External), 3-Pos. Receptacle & Tab Housings and 3-Pos. Board-mounting Tab Headers (Vertical and Horizontal) 22, 23
D-2100D — 2-Row Type
Typical Applications, Mating Combinations and Housings & Headers 24
Keying 25
Dimensions (Mating and External), Receptacle & Tab Housings and Board-mounting Tab Headers (Vertical and Horizontal) 26, 27
D-2100M
Drawer Type
Typical Applications and 50-Pos. Receptacle & Tab Housings 28
Dimensions (Mating and External), 50-Pos. Receptacle & Tab Housings 29
50-Pos. Board-mounting Tab Header (Horizontal) 30
Panel Mounting Screws (for 50-Pos. Receptacle & Tab Housings) 30
Screw Lock Type
50-Pos. Receptacle and Tab Assemblies (with Screws) 31
D-2600 — Combination Power & Signal
Introduction, Performance Characteristics and Technical Documents 32
Dimensions (Mating and External), 48-Pos. Receptacle Housing and Board-mounting Tab Header (Vertical) 33
D-3000 Series
List of Products by Application D-3100S, D-3100M and D-3100D 34
D-3200S, D-3200M and D-3200T; D-3400F and D-3500D 35
Performance Specifications 36, 37
D-3 Contacts (Strip and Loose Piece) 38
Application Tooling (Hand Tools and Machines) 38-41
Keying Plug 41
Connector Panel-Mounting Hardware (L Fittings and Push Rivets) 42

Catalog 1242132
Revised 5-07

www.tycoelectronics.com

Dimensions are in millimeters unless otherwise specified.

Dimensions are shown for reference purposes only. Specifications subject to change.

USA: 1-800-522-6752
Canada: 1-905-470-4425
Mexico: 01-800-733-8926
C. America: 52-55-1106-0803

South America: 55-11-2103-6000
Hong Kong: 852-2735-1628
Japan: 81-44-844-8013
UK: 44-8706-080-208

Table of Contents (Continued)

D-3100S
Standard 1-Row Type
Typical Applications, Mating Combinations and Ordering Information 43
Keying and Typical Applications (Elevators) 44
Dimensions (Mating and External), Receptacle & Tab Housings and Board-mounting Tab Headers (Horizontal and Vertical) 45, 46
Standard SMT Type
Mating Combinations and Ordering Information 47
Dimensions (Mating and External), Receptacle Housings and Board-mounting Tab Headers (Horizontal and Vertical) 47, 48
D-3100D — Standard 2-Row Type
Typical Applications, Mating Combinations and Ordering Information 49
Dimensions (Mating and External), Receptacle & Tab Housings and Board-mounting Tab Headers (Horizontal and Vertical) 50, 51
D-3100M — Modular Type
Typical Applications and 6-Pos. Receptacle Housings & Tab Headers 52
Keying and Mating Combinations 53
Dimensions (Mating and External), 6-Pos. Receptacle Housing and 6-Pos. Board-mounting Tab Headers (Horizontal and Vertical) 54, 55
D-3200S
High Voltage Version of Standard D-3100S
Typical Applications, Mating Combinations and Ordering Information 56
Keying and Typical Application (Switching Regulator) 57
Dimensions (Mating and External), Receptacle & Tab Housings and Board-mounting Tab Headers (Horizontal and Vertical) 58, 59
SMT Type
Typical Applications and Receptacle Housings & 3-Pos. Tab Header 60
Dimensions (Mating and External), 3-Pos. Board-mounting Tab Header 61
D-3200M
Modular Type
Typical Applications and Ordering Information 62
Keying and Mating Combinations 63
Dimensions (Mating and External), Receptacle & Tab Housings and Board-mounting Tab Headers (Horizontal and Vertical) 64, 65
Drawer Type
Typical Applications, Mating Combinations and Ordering Information 66
Dimensions (Mating and External), 6-Pos. Receptacle & Tab Housings and 6-Pos. Board-mounting Tab Headers (Horizontal and Vertical) 67, 68
D-3200T — 3-Row Type
Typical Application and 9-Pos. Board-mounting Tab Headers, Dimensions (Mating and External) and Keying 69
D-3400F — Skyscraper Connectors
Typical Applications, Mating Combinations and Ordering Information 70
Dimensions (Mating and External), Receptacle Housings and Board-mounting Tab Headers (Horizontal) 71, 72
D-3500D — Sensor Connectors
Typical Applications, Mating Combinations and Ordering Information 73
Dimensions (Mating and External), Receptacle & Tab Housings and Board-mounting Tab Headers (Horizontal and Vertical) 74, 75
D-3700 — Connectors for Exclusive Use with Servomotors
Typical Applications, 6-Pos. Receptacle Connector Kits 76
Dimensions (Mating and External) and Optional Motor-side Tab Header 77

Catalog 1242132
Revised 5-07

www.tycoelectronics.com

Dimensions are in millimeters unless otherwise specified.

Dimensions are shown for reference purposes only. Specifications subject to change.

USA: 1-800-522-6752
Canada: 1-905-470-4425
Mexico: 01-800-733-8926
C. America: 52-55-1106-0803

South America: 55-11-2103-6000
Hong Kong: 852-2735-1628
Japan: 81-44-844-8013
UK: 44-8706-080-208

Table of Contents (Continued)

D-4000 Series
Introduction, Product Facts, Performance Characteristics and D-4 Contacts (Strip and Loose Piece) and Application Tooling 78
D-4200
Dimensions (Mating and External), Receptacle & Tab Housings and Board-mounting Tab Headers (Vertical) 79, 80
D-5200 Series
List of Products by Application (D-5200S and D-5200M) 81
Performance Data and Specifications 82, 83
D-5 Contacts (Strip and Loose Piece) and Sequential Clip 84
Application Tooling (Extraction Tool, Hand Crimping Tool and Machine) 84, 85
D-5200S — Standard 1-Row Type
Typical Applications, Mating Combinations and Ordering Information 86
Keying and Servomotor/Servodriver Application 87
Dimensions (Mating and External), Receptacle & Tab Housings and Board-mounting Tab Headers (Horizontal, Vertical and Sequential) 88, 89
D-5200M — Modular Type
Typical Applications and Ordering Information 90
Keying and Mating Combinations 91
Dimensions (Mating and External), 4- and 6-Pos. Receptacle & Tab Housings and 4- and 8-Pos. Board-mount Tab Headers (Horizontal) 92, 93
D-5200Mα — High Current Type
Typical Applications, Mating Combinations, Ordering Information and Keying 94
Dimensions (Mating and External), Receptacle Housings and Board-mounting Tab Header (Horizontal) 95, 96
DZ-5200 — Board-to-Board
Performance Characteristics, External Dimensions, and Receptacle Header (Vertical) 97
Tab Header (Horizontal) 98
D-5300 — Panel Mount Type
Introduction and Performance Characteristics 99
Dimensions (Mating and External), Panel Mount Receptacle & Tab Housing 100
AMP Dynamic with HTS Connectors
Introduction, Performance Characteristics and Contacts (D-2 and D-3) 101
D-2800, 30-Pos. Receptacle & Tab Housings 102
D-3800, 12-Pos. Receptacle & Tab Housings 102
HTS Modular Frames and Metal Housings (Sizes 3, 4, 6 and 8) 104
HTS Cable Gland Fittings (Plastic and Metal) 105
Power Connector — Board-to-Board
Specifications, Typical Applications and Ordering Information 106
Dimensions (Mating and External) 107
Dyna-Tap Connectors
D-3100, 18-Pos. Introduction, Applications and Performance Characteristics 108
Dimensions (Mating and External), 18-Pos. Tab Housing and 6-Pos. Receptacle Housing 109
D-3200, 24-Pos. Introduction and Performance Characteristics 110
Dimensions (Mating and External), 24-Pos. Tab Housing and 4-Pos. Receptacle Housing 111
Dyna-Clamp Kit
Introduction, Applications and Performance Characteristics 112
Dimensions (Mating and External), 3-Pos. Cable Clamp Kit and Mating Connectors . . 113
Part Number Index 114, 115
Global Contacts 119

Catalog 1242132
Revised 5-07

www.tycoelectronics.com

Dimensions are in millimeters unless otherwise specified.

Dimensions are shown for reference purposes only. Specifications subject to change.

USA: 1-800-522-6752
Canada: 1-905-470-4425
Mexico: 01-800-733-8926
C. America: 52-55-1106-0803

South America: 55-11-2103-6000
Hong Kong: 852-2735-1628
Japan: 81-44-844-8013
UK: 44-8706-080-208

D-1000 Series (Wire-to-Board, Wire-to-Panel and Wire-to-Wire)

Product Facts

- **Header and tab connectors have enough length from the tip of contact to top of housing to help prevent contact from bending when receptacle mates to tab connector.**
- **D-1000 has housing lance structure. Without contact lance, it is expected to avoid contact lance broken in terminal process handling**
- **Clear identification of circuit number provides for correct wiring**
- **Metal retention leg assembly tab header helps prevent damage from unexpected cable tension**
- **Housing lock design**

D-1100



D-1200



D-1500

D-1000 Series are the smallest connectors for signal lines in the Dynamic connector series. D-1000 Series occupies 40% less volume than the D-2000 Series, so it can contribute to customers' equipment miniaturizing requirement.

D-1000 Series receptacle and tab contacts have a wide wire range, 30 through 18 AWG with 2.2 mm wire insulation diameter maximum, which is commonly used for electrical cabinet wiring.

D-1000 Series housings consist of D-1110 Series for 2.0 mm centerline and D-1200 Series for 2.5 mm centerline as the standard type. In addition, D-1500 Series housings are for 3.5 mm centerline sensor applications or branch connection of power lines.

D-1000 Series has gold plated contacts as standard and also tin plated contacts for economical market needs. Customers have a choice of contacts depending on specifications, application, and cost.

Crimping hand tool features a changeable die set structure. It offers minimal installation tooling cost. This tooling system will evolve to D-2000, D-3000 and D-4000 Series in the future.

Catalog 1242132
Revised 5-07

www.tycoelectronics.com

Dimensions are in millimeters unless otherwise specified.

Dimensions are shown for reference purposes only. Specifications subject to change.

USA: 1-800-522-6752
Canada: 1-905-470-4425
Mexico: 01-800-733-8926
C. America: 52-55-1106-0803

South America: 55-11-2103-6000
Hong Kong: 852-2735-1628
Japan: 81-44-844-8013
UK: 44-8706-080-208

D-1000 Series (Continued)

D-1 Contact and Performance Specifications

Crimp Type

Applicable Wire Range AWG	Applicable Wire Range mm²	Wire Ins. Diameter mm	Wire Range Mark	Style	Contact Part Numbers: Receptacle Contact Gold Plating	Receptacle Contact Tin Plating	Tab Contact Gold Plating	Tab Contact Tin Plating	Tool Numbers: Mini Applicator	Tool Numbers: Hand Tool[1] (Dies Only)
30	0.05	0.6~1.2	S	Strip Form	**1827569-2**	—	**1903111-2**	—	**1891033-2**	—
28	0.09			Loose Piece	**1827586-2**	—	**1903115-2**	—	—	**1762952-1** (**1762953-1**)
28	0.08	1.08~1.6	M	Strip Form	**1827570-2**	**1871303-1**	**1903112-2**	**1903120-1**	**1891035-2**	—
26	0.12									
24	0.20			Loose Piece	**1827587-2**	**1871743-1**	**1903116-2**	**1903124-1**	—	**1762846-1** (**1762847-1**)
22	0.38									
28	0.08	1.08~1.9	L	Strip Form	**1827571-2**	**1871304-1**	**1903113-2**	**1903121-1**	**1891036-2**	—
26	0.12									
24	0.20			Loose Piece	**1827588-2**	**1871744-1**	**1903117-2**	**1903125-1**	—	**1762950-1** (**1762951-1**)
22	0.38									
22	0.34	1.4~2.2	2L	Strip Form	**1827572-2**	**1871731-1**	**1903114-2**	**1903122-1**	**1891037-2**	—
20	0.50									
18	0.86			Loose Piece	**1827589-2**	**1871745-1**	**1903118-2**	**1903126-1**	—	**1762625-1** (**1762626-1**)

Notes: Minimum order quantity for tooling is one.
Tin plating: 2.0 µm.
Mini-Applicators are for use with automachines. (For more information, contact Technical Support at the numbers listed below.
Strip Form contacts are for use with Mini-Applicators (automachines) and Loose-Piece contacts are for Hand tools.
The contacts L and 2L do **not** fit into the D-1100 receptacle housing.
[1] With handle.

Performance Characteristics

Series —	**D-1100**	**D-1200**	**D-1500**
Pitch —	2.0 mm	2.5 mm	3.5 mm
Voltage Rating —	125 VAC	250 VAC	250 VAC
Current Rating (Max.) —	Pos. :3A (AWG 22 wire)	Pos. :5A (AWG 18 wire)	Pos. :5A (AWG 18 wire)
Contact Resistance —	20 mΩ max.	20 mΩ max.	20 mΩ max.
Dielectric Withstanding Voltage —	700 V	1100 V	1100 V
Temperature Range —	-55°C~+105°C	-55°C~+105°C	-55°C~+105°C

*When connectors are used singly.

Material and Finish

Receptacle Contact — Copper alloy, 0.38 µm gold plated over 1.27 µm nickel underplate

Tab Contact — Copper alloy, 0.38 µm gold plated over 1.27 µm nickel underplate

PCB Tab Post — Copper alloy, 0.38 µm gold plated over 1.27 µm nickel underplate, Tab Post 2.0 µm tin plated

Housing — Glass-filled polyester (PBT), UL94V-0

Specifications and Instruction Sheets

Product Specifications
108-78268 (Gold plating)
108-78298 (Tin plating)

Application Specification
114-5377

Crimping Tool Instruction Sheets
411-78194 (Part Number 1762625-1)
411-78201 (Part Number 1762846-1)
411-78204 (Part Number 1762950-1)
411-78205 (Part Number 1762952-1)

Safety Specifications for D-1000 Series

	Voltage Rating	Current Rating	Temperature Rating
Tyco Electronics Specifications 108-78268 —	125 VAC (2 mm)	3A (1 position)	-55°C~+105°C
	250 VAC (2.5 mm) 250 VAC (3.5 mm)	5A (1 position)	

UL File Number — E 28476
CSA Report Number — Pending Approval
TUV License Number — Pending Approval

Catalog 1242132
Revised 5-07

www.tycoelectronics.com

Dimensions are in millimeters unless otherwise specified.

Dimensions are shown for reference purposes only. Specifications subject to change.

USA: 1-800-522-6752
Canada: 1-905-470-4425
Mexico: 01-800-733-8926
C. America: 52-55-1106-0803

South America: 55-11-2103-6000
Hong Kong: 852-2735-1628
Japan: 81-44-844-8013
UK: 44-8706-080-208

D-1000 Series (Continued)

D-1100D

Mating Dimensions

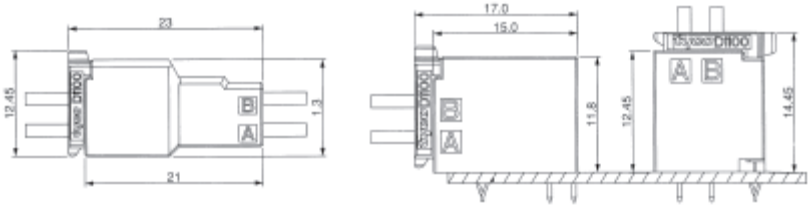

Panel Mount/Free Hanging Type

Horizontal/Vertical Type

External Dimensions

Receptacle Housing

No. of Pos.	Color	Part No.	Dimensions A	Dimensions B
10	Black	**1-1827862-5**	12.6	10.9
20	Black	**1-1827862-0**	22.6	20.9
22	Black	**1-1827863-1**	24.6	22.9
	Yellow	**3-1871057-1**		
26	Black	**1-1827863-3**	28.6	26.9
	Natural	**1-1871057-3**		
28	Black	**1-1827863-4**	30.6	28.9
30	Black	**1-1827863-5**	32.6	30.9
	Natural	**1-1871057-5**		
	Yellow	**3-1871057-5**		
32	Black	**1-1827863-6**	34.6	32.9
34	Black	**1-1827863-7**	36.6	34.9
40	Black	**1-1827863-0**	42.6	40.9

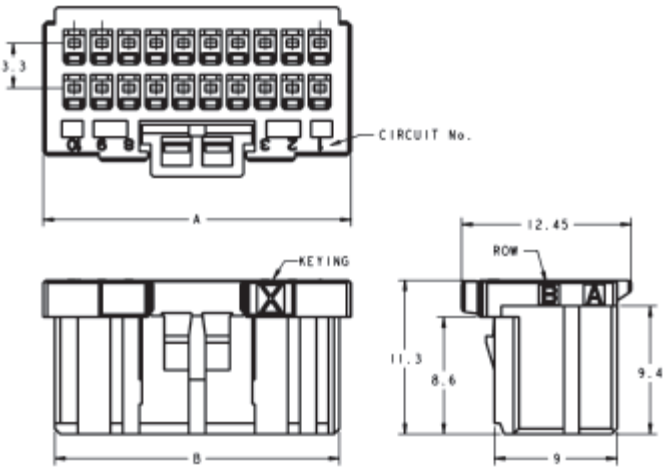

Tab Housing

Panel Mount Type/ Free Hanging Type

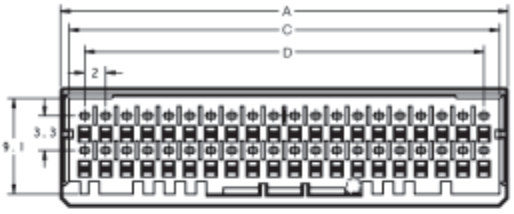

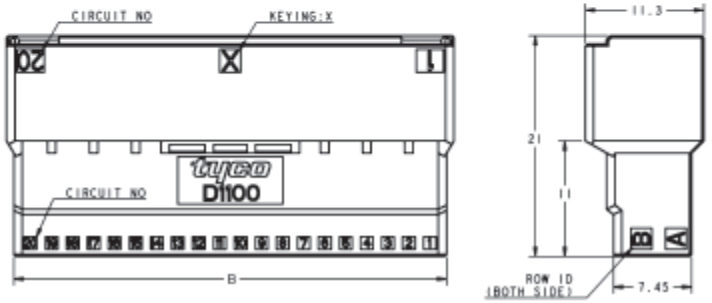

No. of Pos.	Part No. Panel Mount Type	Part No. Free Hanging Type	Dimensions A	Dimensions B	Dimensions C	Dimensions D
22	**1-1903128-1**	**1-1903127-1**	24.6	23.2	23.0	20.0
26	**1-1903128-3**	**1-1903127-3**	28.6	27.2	27.0	24.0
28	**1-1903128-4**	**1-1903127-4**	30.6	29.2	29.0	26.0
32	**1-1903128-6**	**1-1903127-6**	34.6	33.2	33.0	30.0
34	**1-1903128-7**	**1-1903127-7**	36.6	35.2	35.0	32.0
40	**1-1903128-0**	**1-1903127-0**	42.6	41.2	41.0	38.0

Catalog 1242132
Revised 5-07

www.tycoelectronics.com

Dimensions are in millimeters unless otherwise specified.

Dimensions are shown for reference purposes only. Specifications subject to change.

USA: 1-800-522-6752
Canada: 1-905-470-4425
Mexico: 01-800-733-8926
C. America: 52-55-1106-0803

South America: 55-11-2103-6000
Hong Kong: 852-2735-1628
Japan: 81-44-844-8013
UK: 44-8706-080-208

D-1000 Series (Continued)

D-1100D

Board Mount Tab Header (Horizontal Type)

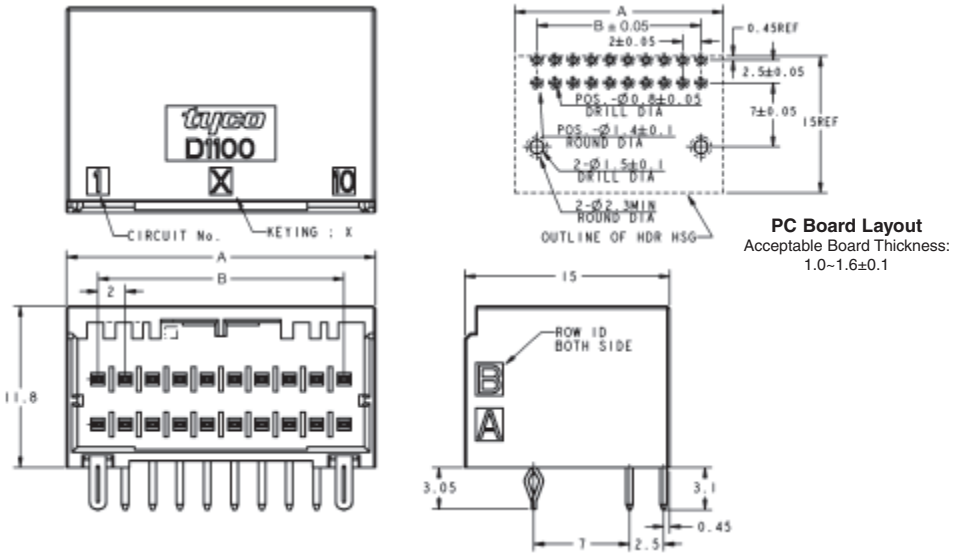

PC Board Layout
Acceptable Board Thickness:
1.0~1.6±0.1

No. of Pos.	Part No.	Dimensions	
		A	B
10	**1-1827873-5**	12.6	8.0
20	**1-1827873-0**	22.6	18.0

Board Mount Tab Header (Vertical Type)

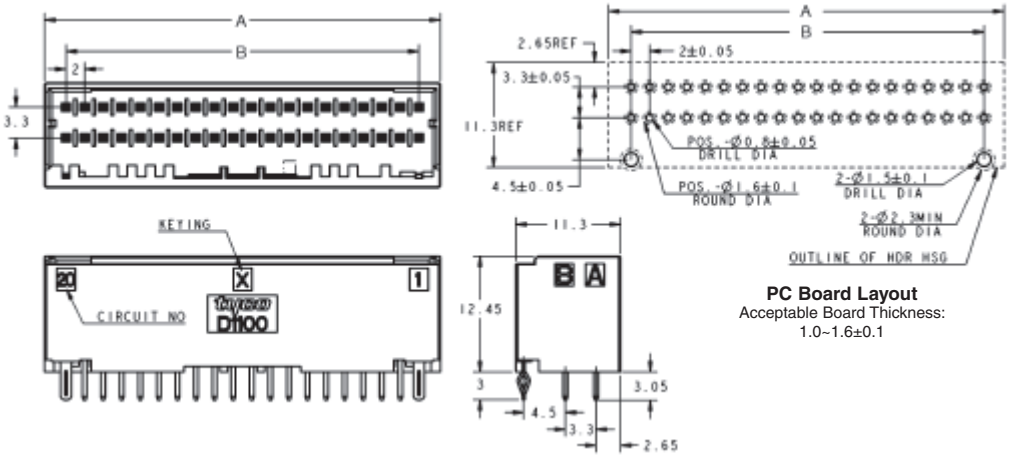

PC Board Layout
Acceptable Board Thickness:
1.0~1.6±0.1

No. of Pos.	Plating	Color	Part No.	Dimensions	
				A	B
22	Gold	Black	**1-1827872-1**	24.6	20.0
	Tin	Yellow	**3-1871056-1**		
26	Gold	Black	**1-1827872-3**	28.6	24.0
	Tin	Natural	**1-1871056-3**		
28	Gold	Black	**1-1827872-4**	30.6	26.0
30	Gold	Black	**1-1827872-5**	32.6	28.0
	Tin	Black	**1-1871315-5**		
	Tin	Natural	**1-1871056-5**		
	Tin	Yellow	**3-1871056-5**		
32	Gold	Black	**1-1827872-6**	34.6	30.0
34	Gold	Black	**1-1827872-7**	36.6	32.0
40	Gold	Black	**1-1827872-0**	42.6	38.0
	Tin	Black	**1-1871315-0**		

Catalog 1242132
Revised 5-07

www.tycoelectronics.com

Dimensions are in millimeters unless otherwise specified.

Dimensions are shown for reference purposes only. Specifications subject to change.

USA: 1-800-522-6752
Canada: 1-905-470-4425
Mexico: 01-800-733-8926
C. America: 52-55-1106-0803

South America: 55-11-2103-6000
Hong Kong: 852-2735-1628
Japan: 81-44-844-8013
UK: 44-8706-080-208

D-1000 Series (Continued)

D-1200S

Mating Dimensions

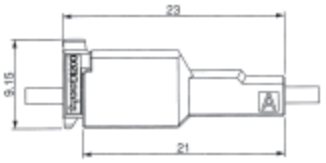

Free Hanging Type

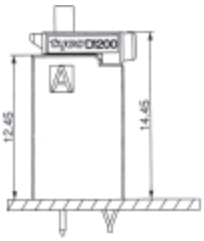

Vertical Type

Dimensions

Receptacle Housing

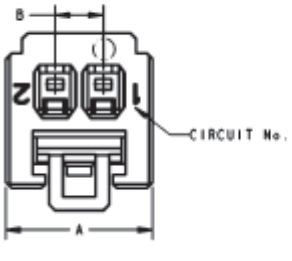

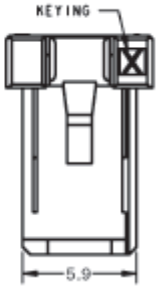

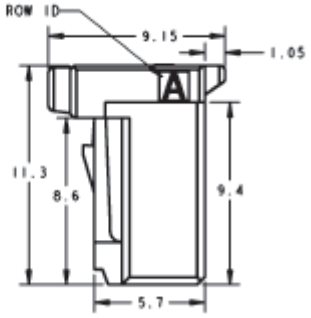

No. of Pos.	Keying	Part No.	Dimensions	
			A	B
2	X	**1-1871465-2**	7.6	2.5
	Y	—	—	—

Board Mount Tab Header (Vertical Type)

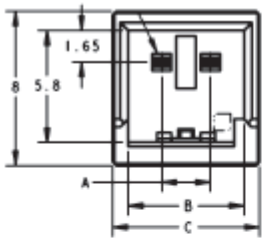

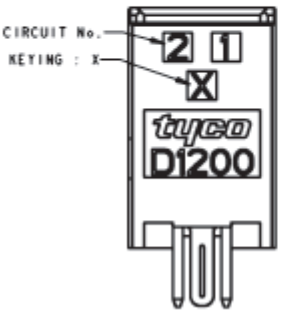

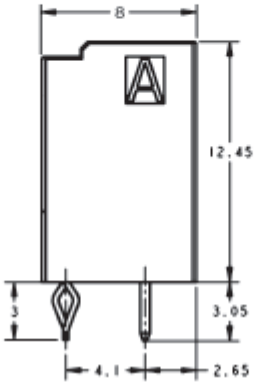

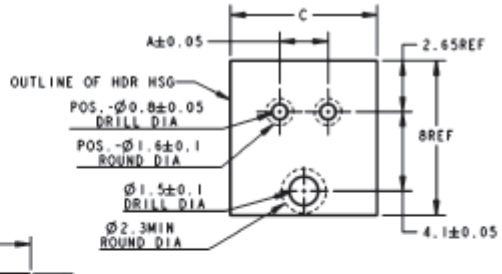

PC Board Layout
Acceptable Board Thickness:
1.0~1.6±0.1

No. of Pos.	Keying	Part No.	Dimensions		
			A	B	C
2	X	**1-1871468-2**	2.5	6.0	7.6
	Y	—	—	—	—

Catalog 1242132
Revised 5-07

www.tycoelectronics.com

Dimensions are in millimeters unless otherwise specified.

Dimensions are shown for reference purposes only. Specifications subject to change.

USA: 1-800-522-6752
Canada: 1-905-470-4425
Mexico: 01-800-733-8926
C. America: 52-55-1106-0803

South America: 55-11-2103-6000
Hong Kong: 852-2735-1628
Japan: 81-44-844-8013
UK: 44-8706-080-208

D-1000 Series (Continued)

D-1200S

Tab Housing
Free Hanging Type

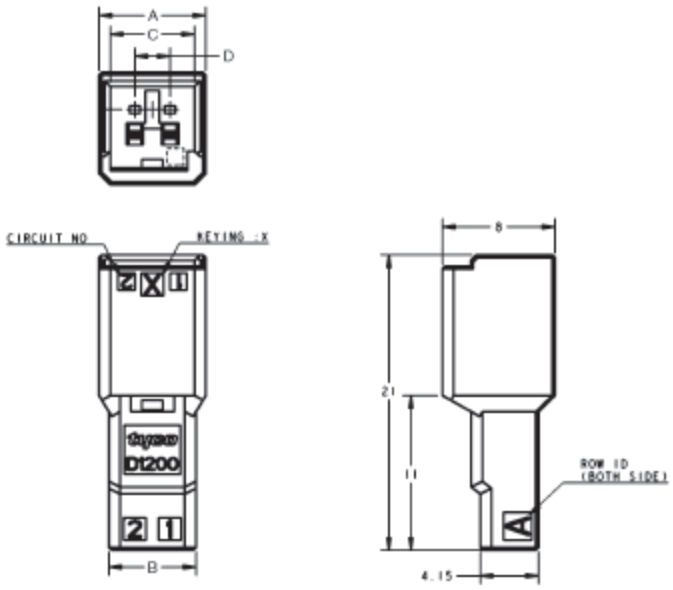

No. of Pos.	Keying	Part No.	Dimensions			
		Free Hanging Type	A	B	C	D
2	X	**1-1903129-2**	7.6	6.2	6.0	2.5
	Y	—	—	—	—	—

Catalog 1242132
Revised 5-07

www.tycoelectronics.com

Dimensions are in millimeters unless otherwise specified.

Dimensions are shown for reference purposes only. Specifications subject to change.

USA: 1-800-522-6752
Canada: 1-905-470-4425
Mexico: 01-800-733-8926
C. America: 52-55-1106-0803

South America: 55-11-2103-6000
Hong Kong: 852-2735-1628
Japan: 81-44-844-8013
UK: 44-8706-080-208

D-1000 Series (Continued)

D-1200D

Mating Dimensions

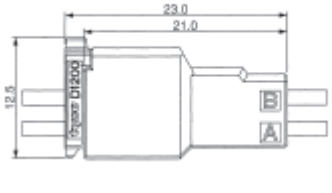

Panel Mount/Free Hanging Type

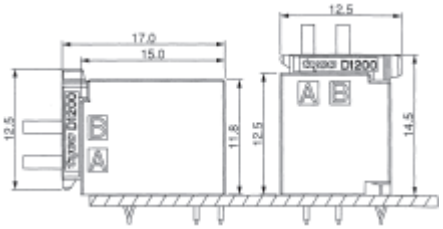

Horizontal/Vertical Type

Dimensions

Receptacle Housing

No. of Pos.	Keying	Part No.	Dimensions A	B	C	D
4	X	1-1827864-2	7.6	2.5	—	5.9
	Y	2-1827864-2				
6	X	1-1827864-3	10.1	5.0	8.4	8.4
	Y	2-1827864-3				
8	X	1-1827864-4	12.6	7.5	10.9	10.9
	Y	2-1827864-4				
10	X	1-1827864-5	15.1	10.0	10.9	13.4
	Y	2-1827864-5				
12	X	1-1827864-6	17.6	12.5	15.9	15.9
	Y	2-1827864-6				
20	X	1-1827864-0	27.6	22.5	15.9	25.9
	Y	2-1827864-0				

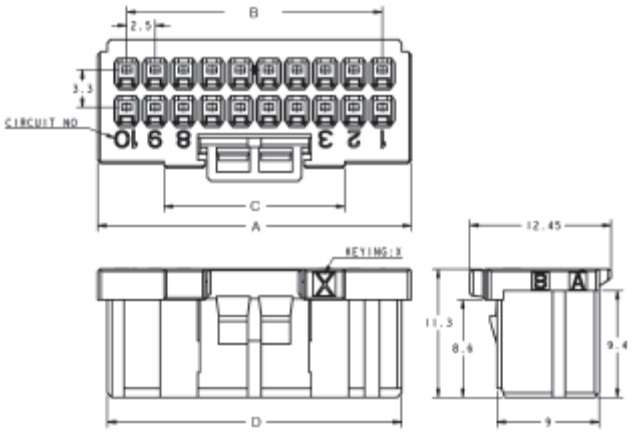

Board Mount Tab Header (Vertical Type)

No. of Pos.	Keying	Part No.	Dimensions A	B
4	X	1-1827875-2	7.6	2.5
	Y	2-1827875-2		
6	X	1-1827875-3	10.1	5.0
	Y	2-1827875-3		
8	X	1-1827875-4	12.6	7.5
	Y	2-1827875-4		
10	X	1-1827875-5	15.1	10.0
	Y	2-1827875-5		
12	X	1-1827875-6	17.6	12.5
	Y	2-1827875-6		
20	X	1-1827875-0	27.6	22.5
	Y	2-1827875-0		

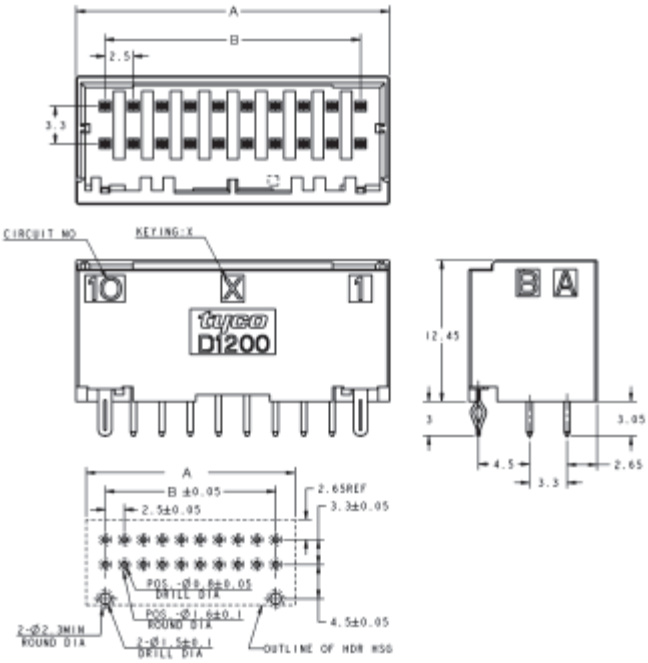

PC Board Layout
Acceptable Board Thickness:
1.0~1.6±0.1

Catalog 1242132
Revised 5-07

www.tycoelectronics.com

Dimensions are in millimeters unless otherwise specified.

Dimensions are shown for reference purposes only. Specifications subject to change.

USA: 1-800-522-6752
Canada: 1-905-470-4425
Mexico: 01-800-733-8926
C. America: 52-55-1106-0803

South America: 55-11-2103-6000
Hong Kong: 852-2735-1628
Japan: 81-44-844-8013
UK: 44-8706-080-208

D-1000 Series (Continued)

D-1200D

Board Mount Tab Header (Horizontal Type)

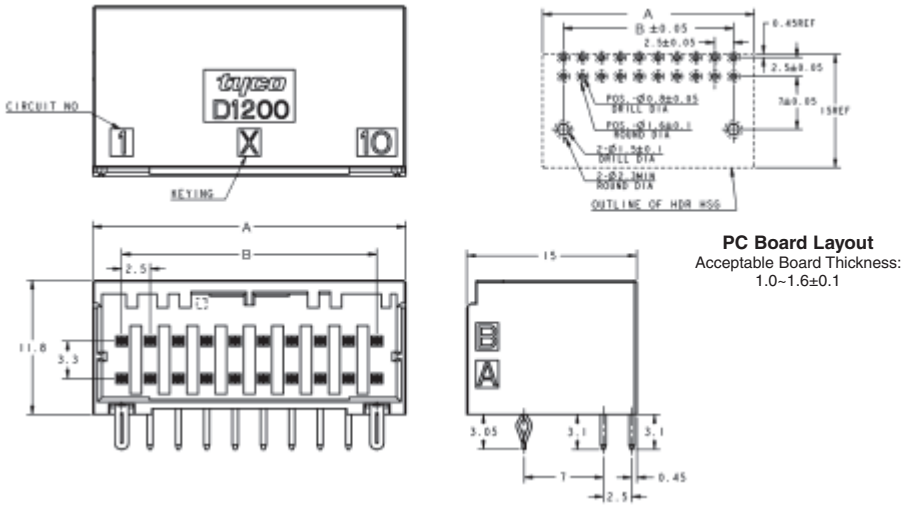

PC Board Layout
Acceptable Board Thickness:
1.0~1.6±0.1

No. of Pos.	Part No.	Dimensions A	Dimensions B
4	**1-1827876-2** / **1-1871673-2***	7.6	2.5
6	**1-1827876-3**	10.1	5.0
8	**1-1827876-4**	12.6	7.5
12	**1-1827876-6** / **1-1871673-6***	17.6	12.5
20	**1-1827876-0**	27.6	22.5

* Marked tab posts are tin plated. Other tab posts are gold plated.

Tab Housing

Panel Mount Type/ Free Hanging Type

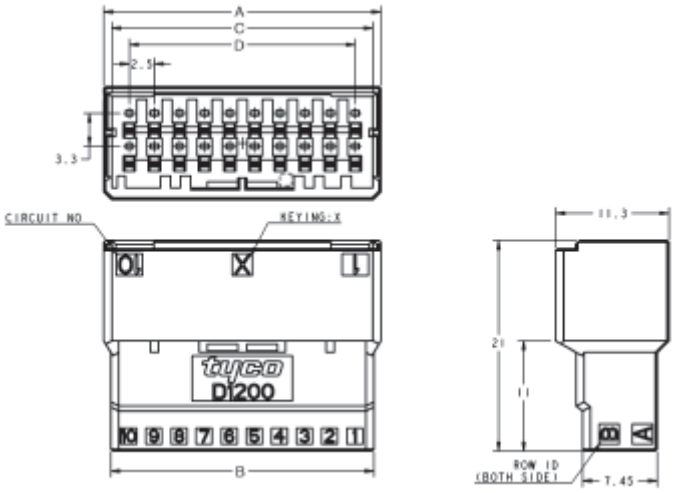

No. of Pos.	Part No. Panel Mount Type	Part No. Free Hanging Type	Dimensions A	Dimensions B	Dimensions C	Dimensions D
4	**1-1903131-2**	**1-1903130-2**	7.6	6.2	6.0	2.5
6	**1-1903131-3**	**1-1903130-3**	10.1	8.7	8.5	5.0
8	**1-1903131-4**	**1-1903130-4**	12.6	11.2	11.0	7.5
12	**1-1903131-6**	**1-1903130-6**	17.6	16.2	16.0	12.5
20	**1-1903131-0**	**1-1903130-0**	27.6	26.2	26.0	22.5

Please contact Technical Support about Y-Key.

Catalog 1242132
Revised 5-07

www.tycoelectronics.com

Dimensions are in millimeters unless otherwise specified.

Dimensions are shown for reference purposes only. Specifications subject to change.

USA: 1-800-522-6752
Canada: 1-905-470-4425
Mexico: 01-800-733-8926
C. America: 52-55-1106-0803

South America: 55-11-2103-6000
Hong Kong: 852-2735-1628
Japan: 81-44-844-8013
UK: 44-8706-080-208

D-1000 Series (Continued)

D-1500T

Mating Dimensions

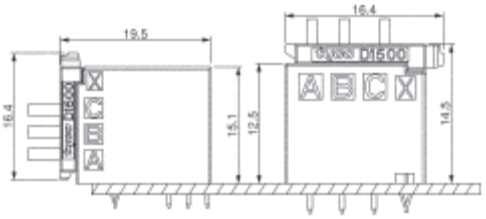

Horizontal/Vertical Type

Dimensions

Receptacle Housing

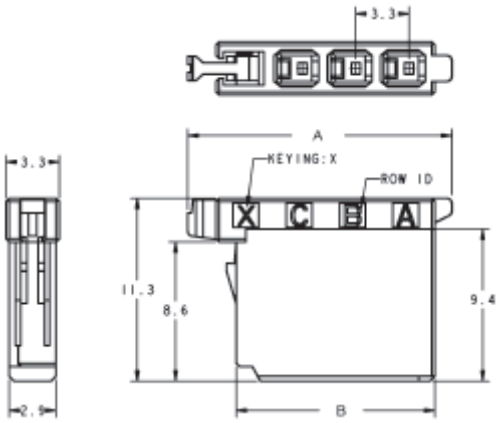

No. of Pos.	Part No.	Dimensions	
		A	B
3	**1-1827579-1**	16.35	12.3

Board Mount Tab Header (Vertical Type)

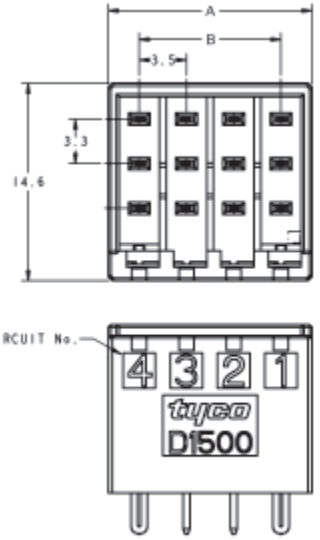

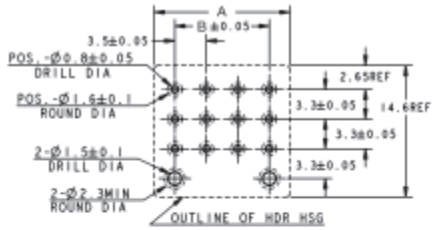

PC Board Layout
Acceptable Board Thickness:
1.0~1.6±0.1

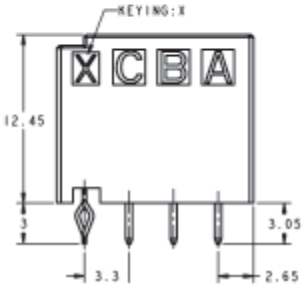

No. of Pos.	Part No.	Dimensions	
		A	B
6	**1-1827581-2**	8.1	3.5
9	**1-1827581-3**	11.6	7.0
12	**1-1827581-4**	15.1	10.5

Catalog 1242132
Revised 5-07

www.tycoelectronics.com

Dimensions are in millimeters unless otherwise specified.

Dimensions are shown for reference purposes only. Specifications subject to change.

USA: 1-800-522-6752
Canada: 1-905-470-4425
Mexico: 01-800-733-8926
C. America: 52-55-1106-0803

South America: 55-11-2103-6000
Hong Kong: 852-2735-1628
Japan: 81-44-844-8013
UK: 44-8706-080-208

D-1000 Series (Continued)

D-1500T

Board Mount Tab Header (Horizontal Type)

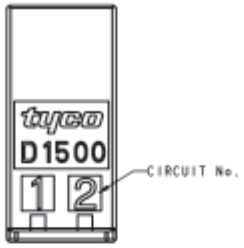

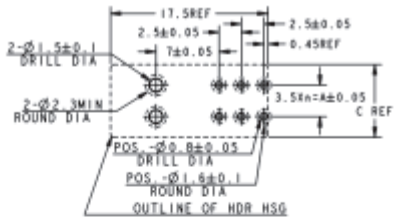

PC Board Layout
Acceptable Board Thickness:
1.0~1.6±0.1

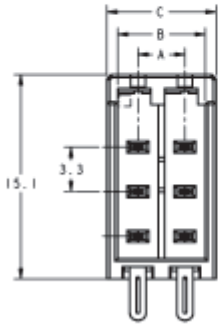

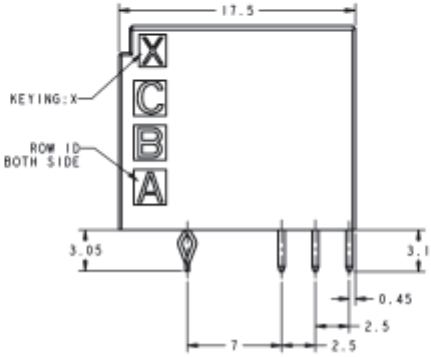

No. of Pos.	Part No.	Dimensions		
		A	B	C
6	**1-1827583-2**	3.5	6.5	8.1

Catalog 1242132
Revised 5-07

www.tycoelectronics.com

Dimensions are in millimeters unless otherwise specified.

Dimensions are shown for reference purposes only. Specifications subject to change.

USA: 1-800-522-6752
Canada: 1-905-470-4425
Mexico: 01-800-733-8926
C. America: 52-55-1106-0803

South America: 55-11-2103-6000
Hong Kong: 852-2735-1628
Japan: 81-44-844-8013
UK: 44-8706-080-208

Общество с ограниченной ответственностью «МосЧип» ИНН 7719860671 / КПП 771901001
Адрес: 105318, г.Москва, ул.Щербаковская д.3, офис 1107

Данный компонент на территории Российской Федерации

Вы можете приобрести в компании MosChip.

Для оперативного оформления запроса Вам необходимо перейти по данной ссылке:

http://moschip.ru/get-element

Вы можете разместить у нас заказ для любого Вашего проекта, будь то серийное производство или разработка единичного прибора.

В нашем ассортименте представлены ведущие мировые производители активных и пассивных электронных компонентов.

Нашей специализацией является поставка электронной компонентной базы двойного назначения, продукции таких производителей как XILINX, Intel (ex.ALTERA), Vicor, Microchip, Texas Instruments, Analog Devices, Mini-Circuits, Amphenol, Glenair.

Сотрудничество с глобальными дистрибьюторами электронных компонентов, предоставляет возможность заказывать и получать с международных складов практически любой перечень компонентов в оптимальные для Вас сроки.

На всех этапах разработки и производства наши партнеры могут получить квалифицированную поддержку опытных инженеров.

Система менеджмента качества компании отвечает требованиям в соответствии с ГОСТ Р ИСО 9001, ГОСТ РВ 0015-002 и ЭС РД 009

Офис по работе с юридическими лицами:

105318, г.Москва, ул.Щербаковская д.3, офис 1107, 1118, ДЦ «Щербаковский»

Телефон: +7 495 668-12-70 (многоканальный)

Факс: +7 495 668-12-70 (доб.304)

E-mail: info@moschip.ru

Skype отдела продаж:
moschip.ru
moschip.ru_4
moschip.ru_6
moschip.ru_9