THIS DRAWING IS UNPUBLISHED. RELEASED FOR PUBLICATION 20
© COPYRIGHT 20 - ALL RIGHTS RESERVED.

LOC	DIST
ES	00

REVISIONS

P	LTR	DESCRIPTION	DATE	DWN	APVD
	R9	REVISED 8-1	05NOV2014	CZ	SZ
	S	ADD NEW DASH NUMBER 8-2	07FEB2015	CZ	SZ
	S2	REVISED 8-2 CUSTOMER	09MAR2015	CZ	SZ

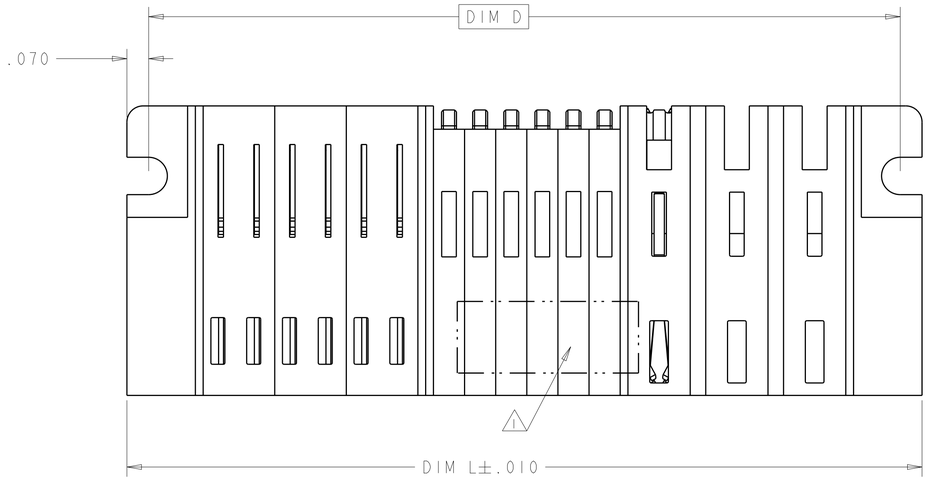

1. "AMP", PART NUMBER AND DATE CODE TO BE MARKED IN AREA SHOWN PARTS UNDER 2.00 LONG MAY BE MARKED ON BOTH SIDES
2. MATERIAL: HOUSING - GLASS FILLED HIGH TEMP THERMO PLASTIC, UL94 V-O
   SIGNAL CONTACT - HIGH CONDUCTIVITY COPPER ALLOY
   POWER CONTACT - HIGH CONDUCTIVITY COPPER ALLOY
3. CONTACT PLATING: NOBLE METAL PLATING ON CONTACT FUNCTIONAL AREA OF POWER AND SIGNAL CONTACTS
4. MECHANICAL CONNECTOR KEEP OUT ZONE
5. DATUM AND BASIC DIMENSIONS ESTABLISHED BY CUSTOMER
6. PCB - ALL HOLE DIAMETERS ARE FINISHED HOLE SIZES
7. PCB - 0.0453 ±.0010 DRILLLED HOLES PLATED WITH .0003 MIN Sn OVER .001 TO .003 Cu PLATING TO ACHIEVE A .040 ±.030 HOLE
8. VARIABLE DIMENSIONS SHOW ON TABLE OR PART VIEW
9. REFER TO PAGE 10 FOR DETAIL DIMENTIONS.

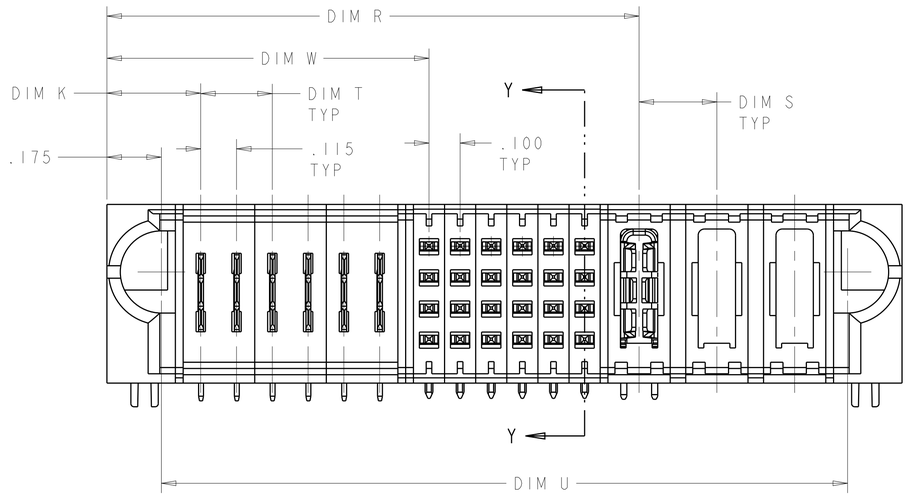

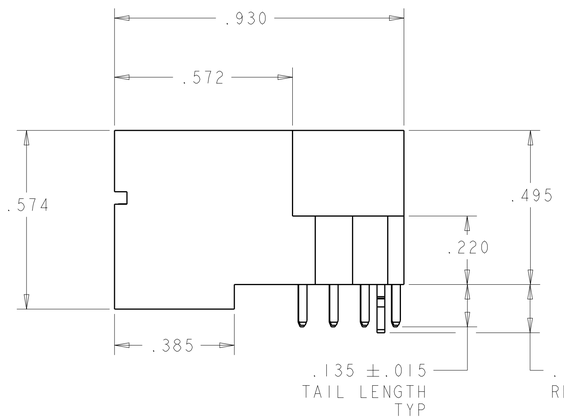

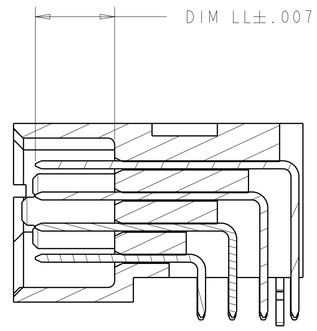

SECTION Y-Y
SCALE 4:1

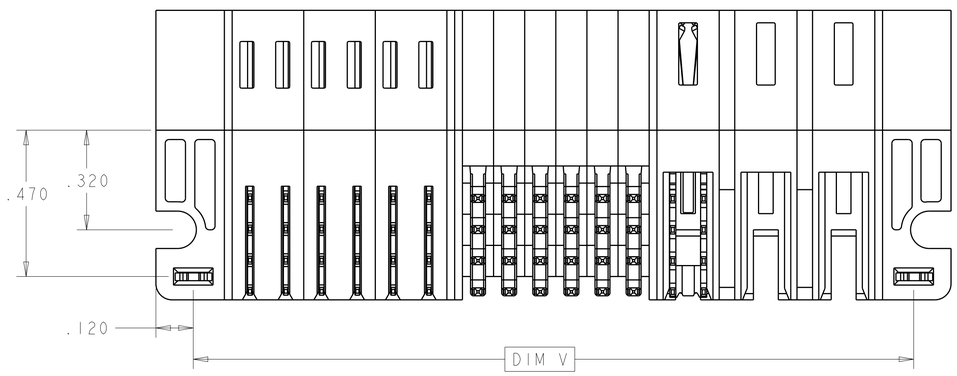

THIS DRAWING IS A CONTROLLED DOCUMENT.

DIMENSIONS: INCHES

TOLERANCES UNLESS OTHERWISE SPECIFIED:
0 PLC ±-
1 PLC ±-
2 PLC ±.01
3 PLC ±.005
4 PLC ±.0020
ANGLES ±2°

MATERIAL - 2
FINISH - 3

DWN S.ZHAO 10APR2007
CHK S.ZHAO 10APR2007
APVD S.ZHAO -
PRODUCT SPEC 108-2292
APPLICATION SPEC 114-13251
WEIGHT -

TE Connectivity

NAME RIGHT ANGLE WITH SHORT GUIDES AND LP CONTACTS ASSEMBLY MULTI-BEAM XLE

SIZE	CAGE CODE	DRAWING NO	RESTRICTED TO
A1	00779	C-6450830	-

CUSTOMER DRAWING | SCALE 4:1 | SHEET 1 OF 42 | REV S2

4805 (3/11)

THIS DRAWING IS UNPUBLISHED. RELEASED FOR PUBLICATION 20
© COPYRIGHT 20 - ALL RIGHTS RESERVED.

LOC	DIST
ES	00

REVISIONS

P	LTR	DESCRIPTION	DATE	DWN	APVD
	-	SEE SHEET 1	-	-	-

DIM V	DIM R	DIM W	DIM U	DIM S	DIM T	DIM D	DIM L	DIM K	DESCRIPTION	PART NUMBER
2.100	1.495	1.020	1.990	0.250	0.250	2.200	2.340	.3450	3P + 16S + 3P	7-6450830-3
1.000	.895	.570	.890	-	-	1.100	1.240	.345	1P + 8S + 1P	7-6450830-2
4.750	3.645	3.070	4.640	.250	8	4.850	4.990	.370	3ACP + 7P + 20S + 5P	7-6450830-1
3.850	3.4675	1.010	3.740	.230	.230	3.950	4.090	.2775	6LP + 96S + 4LP	7-6450830-0
3.850	3.4675	1.010	3.740	.230	.230	3.950	4.090	.2775	6LP + 96S + 4LP	6-6450830-9
2.420	2.0375	.780	2.310	.230	.230	2.520	2.660	.2775	4LP + 48S + 4LP	6-6450830-8
5.400	4.5575	1.700	5.290	.230	.230	5.500	5.640	.2775	12LP + 112S + 8LP	6-6450830-7
2.860	2.4775	1.820	2.750	.230	.300	2.960	3.100	.370	5ACP + 24S + 4LP	6-6450830-6
2.225	1.620	1.045	2.115	.250	.250	2.325	2.465	.345	3P + 20S + 3P	6-6450830-4
3.600	2.895	1.795	3.490	.300	.250	3.700	3.840	.345	6P + 40S + 3ACP	6-6450830-3
3.030	8	1.345 8	2.920	8	8	3.130	3.270	.345 8	5HDP + 24S + 1P + 7LP	6-6450830-2
1.135	.9825	.550	1.025	-	-	1.235	1.375	.2775	2LP + 16S + 2LP	6-6450830-0
3.200	3.120	2.370	3.090	-	.300	3.300	3.440	.320	7ACP + 24S + 1P	5-6450830-8
2.800	1.945	1.270	2.690	.250	.250	2.900	3.040	.345	4P + 24S + 4P	5-6450830-7
2.700	1.595	1.120	2.590	.250	.300	2.800	2.940	.345	3ACP + 16S + 5P	5-6450830-6
2.655	2.5025	2.145	2.545	.115	8	2.755	2.895	.345	3ACP+3P+12S+2LP	5-6450830-5
1.350	1.020	.745	1.240	.250	.250	1.450	1.590	.320	2P + 8S + 2P	5-6450830-4
2.450	1.595	1.120	2.340	.250	.300	2.550	2.690	.345	3ACP + 16S + 4P	5-6450830-3
2.350	1.670	1.095	2.240	.200	.200	2.450	2.590	.320	4HDP + 20S + 4HDP	5-6450830-2
1.300	1.145	.520	1.190	-	-	1.400	1.540	.345	1P + 24S + 1P	5-6450830-1
1.025	.7575	.550	.915	-	-	1.125	1.265	.2775	2LP + 8S + 3LP	5-6450830-0
2.300	1.6950	1.020	2.190	.250	.250	2.400	2.540	.3450	3P + 24S + 3P	4-6450830-9
2.995	2.190	1.415	2.885	.350	.280	3.095	3.235	.3025	8LP + 24S + 3P	4-6450830-8
1.280	.875	.575	1.170	.250	-	1.380	1.520	.3015	2LP + 8S + 2P	4-6450830-7
1.750	1.345	.845	1.640	.250	.250	1.850	1.990	.395	2P + 16S + 2P	4-6450830-6
2.300	1.6950	1.020	2.190	.250	.250	2.400	2.540	.3450	3P + 24S + 3P	4-6450830-5
1.600	1.245	.770	1.490	.250	.250	1.700	1.840	.3450	2P + 16S + 2P	4-6450830-4
6.100	2.195	1.845	5.990	.250	.375	6.200	6.340	.395	4P + 12S + 16P	4-6450830-3
2.500	1.645	1.270	2.390	.250	.250	2.600	2.740	.3450	4P + 12S + 4P	4-6450830-2
3.675	2.445	2.045	3.565	.375	.375	3.775	3.915	.3450	5ACP + 12S + 4ACP	3-6450830-8
1.190	-	1.060	1.080	-	.230	1.290	1.430	.3775	6LP + 8S	3-6450830-7
1.920	1.0775	.870	1.810	-	.300	2.020	2.160	.320	2ACP + 8S + 4LP	3-6450830-6
2.195	1.465	.865	2.085	8	.215	2.295	2.435	.2775	3LP + 20S + 4HDP	3-6450830-5
4.400	3.220	2.695	4.290	8	.300	4.500	4.640	.3700	8ACP + 16S + 4ACP	3-6450830-4
3.075	2.395	1.920	2.965	8	.300	3.175	3.3150	.3700	4ACP + 12S + 3P	3-6450830-3
3.075	2.395	1.920	2.965	8	.300	3.175	3.3150	.3700	4ACP + 12S + 3P	3-6450830-2
.935	.7825	.550	.825	-	-	1.035	1.175	.2775	2LP + 8S + 2LP	3-6450830-1
3.075	2.395	1.920	2.965	8	.300	3.175	3.3150	.3700	4ACP + 12S + 3P	3-6450830-0
2.160	1.7775	1.145	2.050	-	.300	2.260	2.400	.3450	3ACP + 24S+ 4LP	2-6450830-9
1.600	1.295	.720	1.490	.200	.200	1.700	1.840	.3450	2P + 20S + 2P	2-6450830-8
1.500	1.195	.720	1.390	.200	.200	1.600	1.740	.3450	2P + 16S + 2P	2-6450830-7
1.475	1.320	.595	1.365	-	-	1.575	1.715	.3700	1P + 24S + 1P	2-6450830-6
2.100	1.795	.720	1.990	.200	.200	2.200	2.340	.3450	2P + 40S + 2P	2-6450830-4
2.750	2.0450	1.270	2.640	.300	.250	2.850	2.990	.3450	4P + 28S + 3ACP	1-6450830-9
2.460	1.8575	.625	2.350	-	-	2.560	2.700	.1700	1P+2LP+48S+2LP+1P	1-6450830-7
9 -	-	-	-	-	-	-	-	-	4P+16S+24S+2HDP	1-6450830-8
2.750	2.0450	1.270	2.640	.300	.250	2.850	2.990	.3450	4P + 28S + 3ACP	1-6450830-5
1.800	1.4450	.770	1.690	.250	.250	1.900	2.040	.3450	2P + 24S + 2P	1-6450830-4
2.375	1.520	.845	2.265	.250	.300	2.475	2.615	.3450	2ACP + 24S + 4P	1-6450830-3
3.000	2.5025	1.945	2.890	.230	8	3.000	3.240	.3200	8HDP + 20S + 5LP	1-6450830-2
3.615	1.6850	1.010	3.505	8	.230	3.715	3.855	.2775	6LP + 24S + 10P	1-6450830-0
2.300	1.6950	1.020	2.190	.250	.250	2.400	2.540	.3450	3P + 24S + 3P	6450830-9
2.480	2.3275	1.520	2.370	-	.250	2.580	2.720	.3450	5P + 32S + 2LP	6450830-8
3.400	2.2950	1.570	3.290	.250	.250	3.500	3.640	.3450	5P + 24S + 5P	6450830-7
1.800	1.4450	.770	1.690	.250	.250	1.900	2.040	.3450	2P + 24S + 2P	6450830-5
1.780	1.6025	.770	1.670	-	.250	1.880	2.020	.3450	2P + 32S + 2LP	6450830-4
2.310	1.6725	1.240	2.200	.230	.230	2.410	2.550	.3025	8LP + 16S + 6LP	6450830-3
2.315	1.7100	1.035	2.205	.250	.230	2.415	2.555	.3025	6LP + 24S + 3P	6450830-2
.935	.7825	.550	.825	-	-	1.035	1.175	.2775	2LP + 8S + 2LP	6450830-1

DIM V	DIM R	DIM W	DIM U	DIM S	DIM T	DIM D	DIM L	DIM K	DESCRIPTION	PART NUMBER
4.350	2.405	1.380	4.240	8	8	4.450	4.590	.2775	9LP + 36S + 1P + 16LP	8-6450830-2
4.500	2.170	.795	4.390	8	8	4.600	4.740	.345	2P + 48S + 10P	8-6450830-1
2.250	1.645	1.170	2.140	.250	.300	2.300	2.490	.370	3ACP + 16S + 3P	8-6450830-0
4.300	2.695	2.020	4.190	.250	.250	4.400	4.540	.345	7P + 24S + 7P	7-6450830-9
4.180	3.325	1.700	4.070	.250	.230	4.280	4.420	.2775	12LP + 60S + 4P	7-6450830-8
2.650	2.545	1.270	2.540	-	.250	2.750	2.890	.345	4P + 48S + 1P	7-6450830-7
1.750	1.3675	1.060	1.755	.230	.230	1.850	1.990	.2775	3LP + 12S + 4LP	7-6450830-6

THIS DRAWING IS A CONTROLLED DOCUMENT.

DIMENSIONS: INCHES

TOLERANCES UNLESS OTHERWISE SPECIFIED:
0 PLC ±-
1 PLC ±-
2 PLC ±.01
3 PLC ±.005
4 PLC ±.0020
ANGLES ±2°

MATERIAL - -
FINISH - -

DWN S. ZHAO 10APR2007
CHK S. ZHAO 10APR2007
APVD S. ZHAO -
PRODUCT SPEC 108-2292
APPLICATION SPEC 114-13251
WEIGHT -

TE Connectivity

NAME RIGHT ANGLE WITH SHORT GUIDES AND LP CONTACTS ASSEMBLY MULTI-BEAM XLE

SIZE A1 | CAGE CODE 00779 | DRAWING NO C-6450830 | RESTRICTED TO -

CUSTOMER DRAWING | SCALE 4:1 | SHEET 2 OF 42 | REV S2

THIS DRAWING IS UNPUBLISHED. RELEASED FOR PUBLICATION 20
© COPYRIGHT 20 - ALL RIGHTS RESERVED.

LOC	DIST
ES	00

REVISIONS

P	LTR	DESCRIPTION	DATE	DWN	APVD
	-	SEE SHEET 1	-	-	-

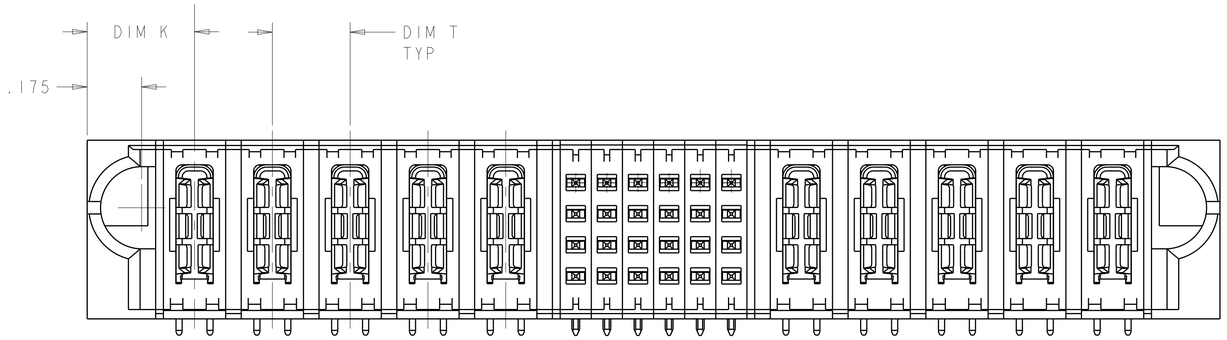

FOR "P+S+P"CONFIGURATION

UNSPECIFY DIMENSIONS PLEASE REFER TO PAGE 1

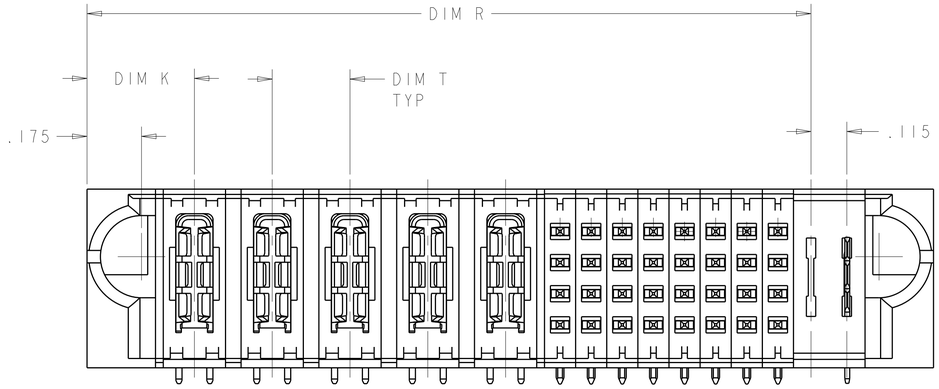

FOR "P+S+LP"CONFIGURATION

UNSPECIFY DIMENSIONS PLEASE REFER TO PAGE 1

DESCRIPTION	IDENTIFIER
HOLD DOWN	HD
.135 SIGNAL CON, ROW D,MFBL LL=.304	FJ
.135 SIGNAL CON, ROW C,MFBL LL=.304	FK
.135 SIGNAL CON, ROW B,MFBL LL=.304	FN
.135 SIGNAL CON, ROW A,MFBL LL=.304	FS
.135 SIGNAL CON, ROW D,MLBF LL=.204	E
.135 SIGNAL CON, ROW C,MLBF LL=.204	F
.135 SIGNAL CON, ROW B,MLBF LL=.204	G
.135 SIGNAL CON, ROW A,MLBF LL=.204	H
.135 SIGNAL CON, ROW D,STANDARD LL=.254	J
.135 SIGNAL CON, ROW C,STANDARD LL=.254	K
.135 SIGNAL CON, ROW B,STANDARD LL=.254	N
.135 SIGNAL CON, ROW A,STANDARD LL=.254	S
.135 STANDARD POWER CON,3 BEAMS	TM
.135 SOLDER LOWER POWER,MFBL	LMF
.135 SOLDER LOWER POWER,STD	LM
.135 SOLDER LOWER POWER,MLBF	LML

THIS DRAWING IS A CONTROLLED DOCUMENT.

DIMENSIONS: INCHES

TOLERANCES UNLESS OTHERWISE SPECIFIED:
0 PLC ±-
1 PLC ±-
2 PLC ±.01
3 PLC ±.005
4 PLC ±.0020
ANGLES ±2°

MATERIAL - -
FINISH - -

DWN S.ZHAO 10APR2007
CHK S.ZHAO 10APR2007
APVD S.ZHAO -
PRODUCT SPEC 108-2292
APPLICATION SPEC 114-13251
WEIGHT -

TE Connectivity

NAME RIGHT ANGLE WITH SHORT GUIDES AND LP CONTACTS ASSEMBLY MULTI-BEAM XLE

SIZE	CAGE CODE	DRAWING NO	RESTRICTED TO
A1	00779	C-6450830	-

CUSTOMER DRAWING

SCALE	SHEET	OF	REV
4:1	3	42	S2

THIS DRAWING IS UNPUBLISHED. RELEASED FOR PUBLICATION 20
© COPYRIGHT 20 - ALL RIGHTS RESERVED.

LOC	DIST
ES	00

REVISIONS

P	LTR	DESCRIPTION	DATE	DWN	APVD
	-	SEE SHEET 1	-	-	-

PART NUMBER	ROWS
6450830-1	D C B A
2LP + 8S + 2LP	

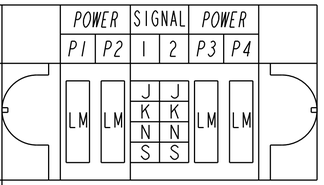

PART NUMBER	ROWS
6450830-2	D C B A
6LP + 24S + 3P	

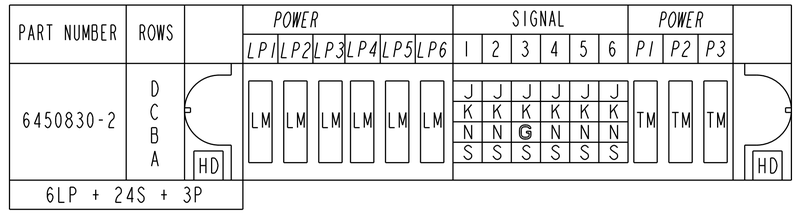

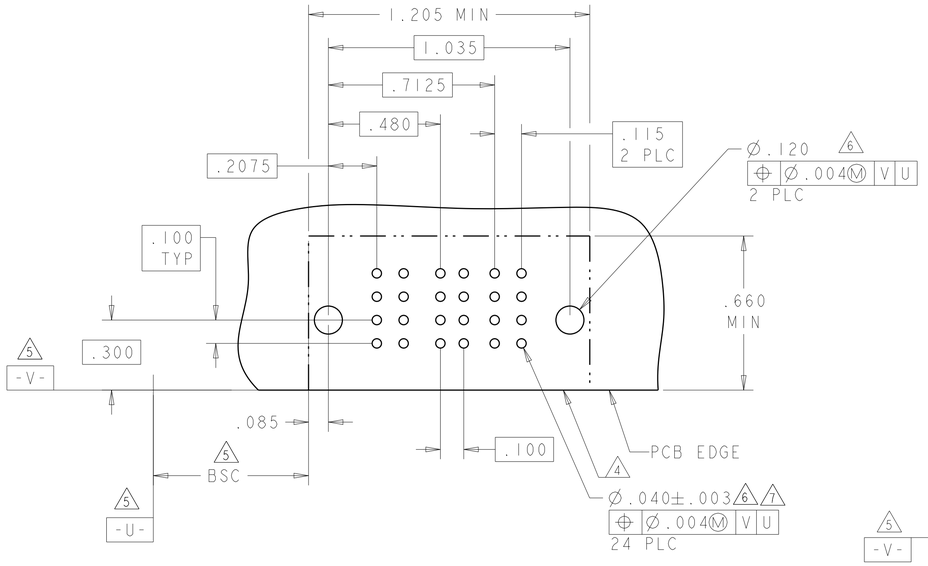

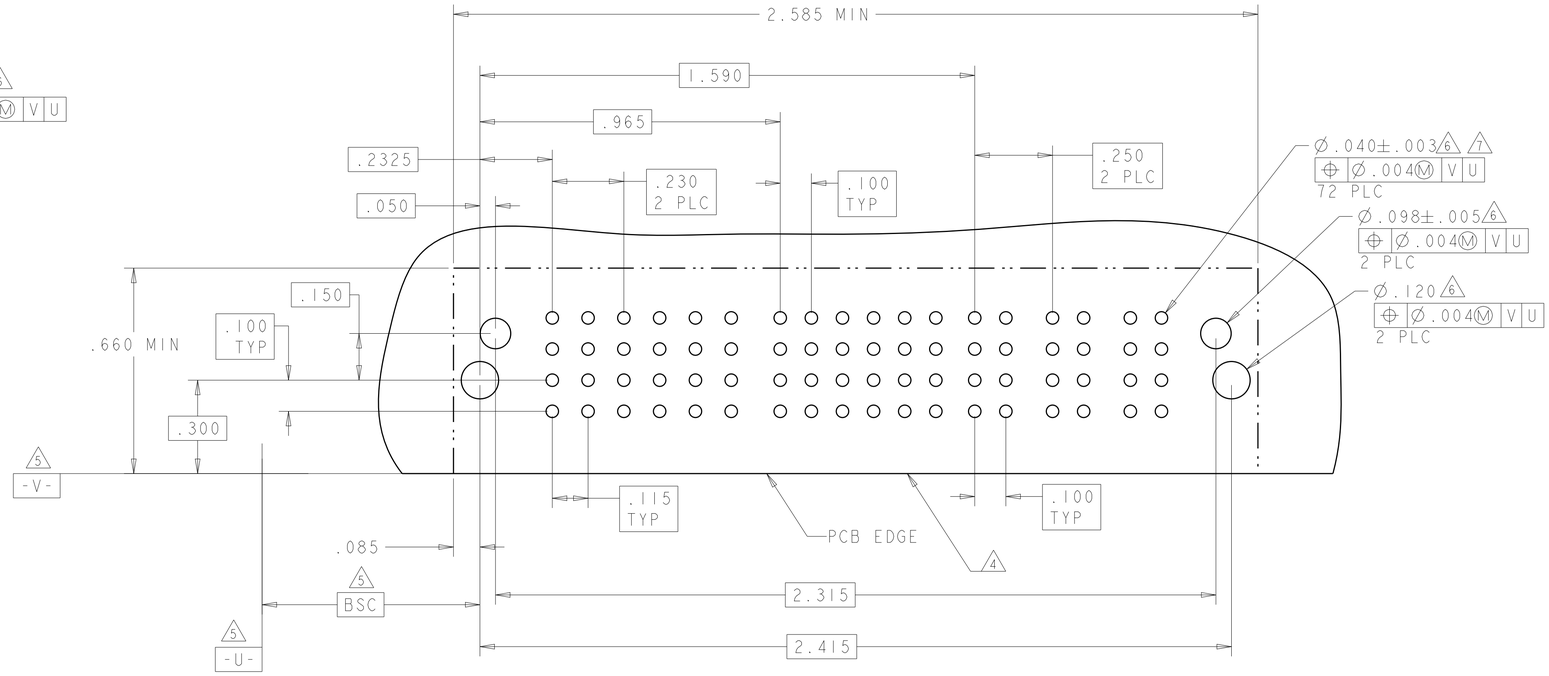

THIS DRAWING IS A CONTROLLED DOCUMENT.

DIMENSIONS: INCHES

TOLERANCES UNLESS OTHERWISE SPECIFIED:
0 PLC ±-
1 PLC ±-
2 PLC ± .01
3 PLC ± .005
4 PLC ± .0020
ANGLES ±2°

MATERIAL - -

FINISH - -

DWN	S. ZHAO	10APR2007
CHK	S. ZHAO	10APR2007
APVD	S. ZHAO	-
PRODUCT SPEC	108-2292	
APPLICATION SPEC	114-13251	
WEIGHT	-	

TE Connectivity

NAME: RIGHT ANGLE WITH SHORT GUIDES AND LP CONTACTS ASSEMBLY MULTI-BEAM XLE

SIZE	CAGE CODE	DRAWING NO	RESTRICTED TO
A1	00779	C-6450830	-

CUSTOMER DRAWING | SCALE 4:1 | SHEET 4 OF 42 | REV S2

4805 (3/11)

THIS DRAWING IS UNPUBLISHED. RELEASED FOR PUBLICATION 20
© COPYRIGHT 20 - ALL RIGHTS RESERVED.

LOC	DIST
ES	00

REVISIONS

P	LTR	DESCRIPTION	DATE	DWN	APVD
	-	SEE SHEET 1	-	-	-

PART NUMBER	ROWS	POWER								SIGNAL				POWER							
		LP1	LP2	LP3	LP4	LP5	LP6	LP7	LP8	1	2	3	4	LP9	LP10	LP11	LP12	LP13	LP14		
6450830-3	D C B A	LM	LM	LM	LM	LM	LM	LM	LM	J K N S	J K N S	J K N S	J K N S	LM	LM	LM	LM	LM	LM	HD	HD
8LP + 16S + 6LP																					

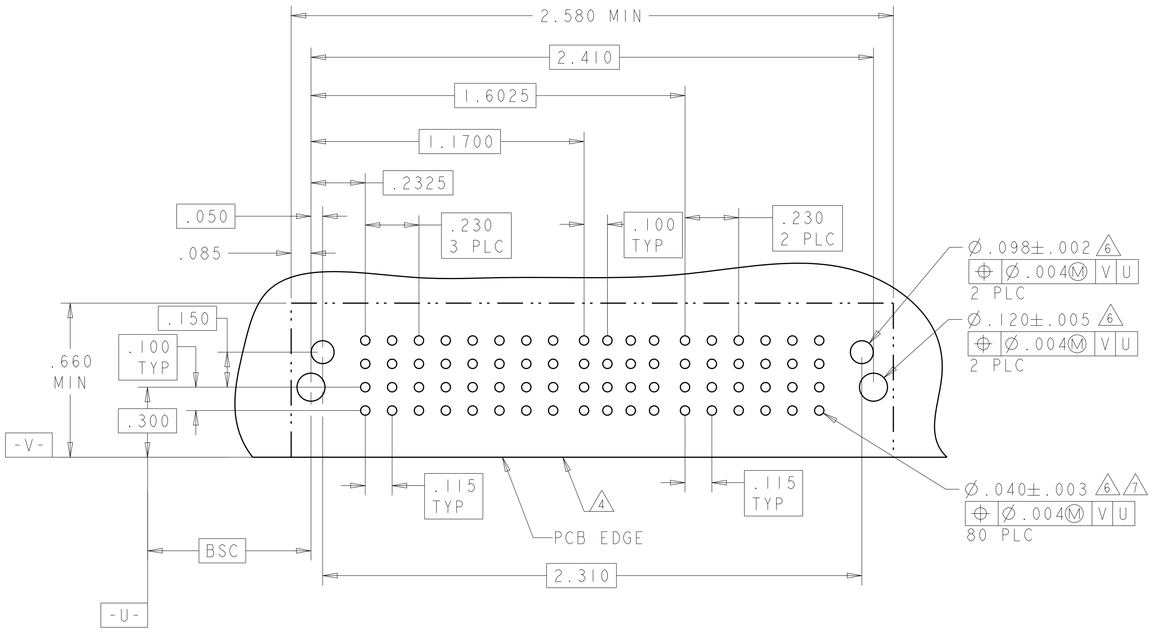

PART NUMBER	ROWS	POWER		SIGNAL								POWER			
		P1	P2	1	2	3	4	5	6	7	8	LP1	LP2		
6450830-4	D C B A	TM	TM	J K N S	J K N S	J K N S	J K N S	J K N S	J K N S	J K N S	J K N S	LM	LM	HD	HD
2P + 32S + 2LP															

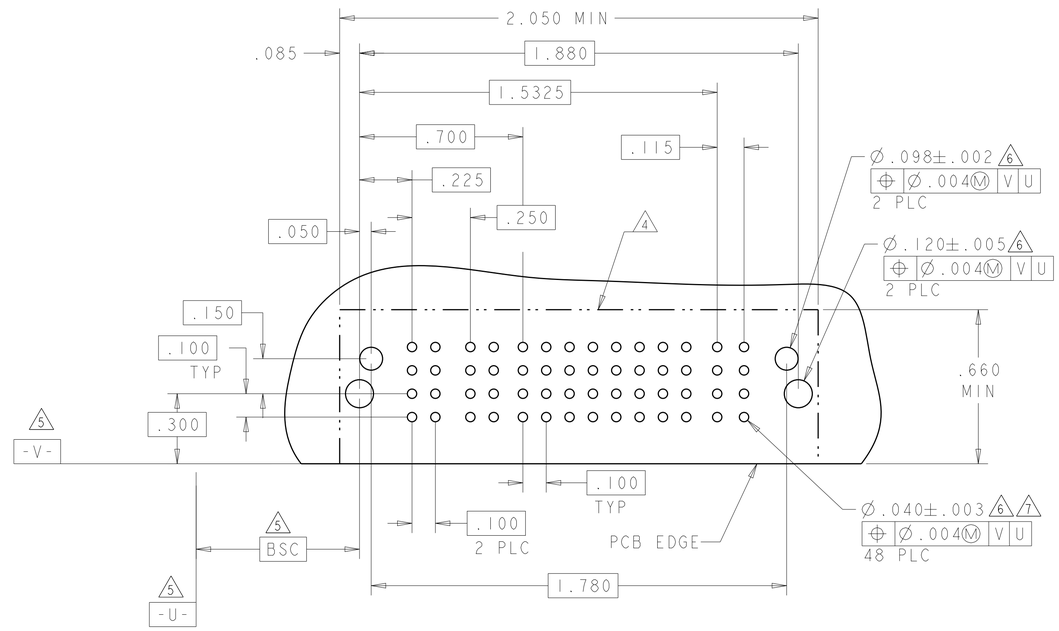

THIS DRAWING IS A CONTROLLED DOCUMENT.

DIMENSIONS: INCHES

TOLERANCES UNLESS OTHERWISE SPECIFIED:
0 PLC ±-
1 PLC ±-
2 PLC ±.01
3 PLC ±.005
4 PLC ±.0020
ANGLES ±2°

MATERIAL - -

FINISH - -

DWN S.ZHAO 10APR2007
CHK S.ZHAO 10APR2007
APVD S.ZHAO -
PRODUCT SPEC 108-2292
APPLICATION SPEC 114-13251
WEIGHT -

TE Connectivity

NAME RIGHT ANGLE WITH SHORT GUIDES AND LP CONTACTS ASSEMBLY MULTI-BEAM XLE

SIZE	CAGE CODE	DRAWING NO	RESTRICTED TO
A1	00779	C-6450830	-

CUSTOMER DRAWING

SCALE 4:1 SHEET 5 OF 42 REV S2

4805 (3/11)

THIS DRAWING IS UNPUBLISHED. RELEASED FOR PUBLICATION 20
© COPYRIGHT 20 - ALL RIGHTS RESERVED.

LOC	DIST
ES	00

REVISIONS

P	LTR	DESCRIPTION	DATE	DWN	APVD
	-	SEE SHEET 1	-	-	-

PART NUMBER	ROWS	POWER P1	POWER P2	SIGNAL 1	SIGNAL 2	SIGNAL 3	SIGNAL 4	SIGNAL 5	SIGNAL 6	POWER P3	POWER P4
6450830-5	D C B A	TM	TM	J K N S	J K N S	J K N S	J K N S	J K N S	J K N S	TM	TM

HD HD

2P + 24S + 2P

PART NUMBER	ROWS	POWER P1	POWER P2	POWER P3	POWER P4	POWER P5	SIGNAL 1	SIGNAL 2	SIGNAL 3	SIGNAL 4	SIGNAL 5	SIGNAL 6	POWER P6	POWER P7	POWER P8	POWER P9	POWER P10
6450830-7	D C B A	TM	TM	TM	TM	TM	J K N S	J K N S	J K N S	J K N S	J K N S	J K N S	TM	TM	TM	TM	TM

5P + 24S + 5P

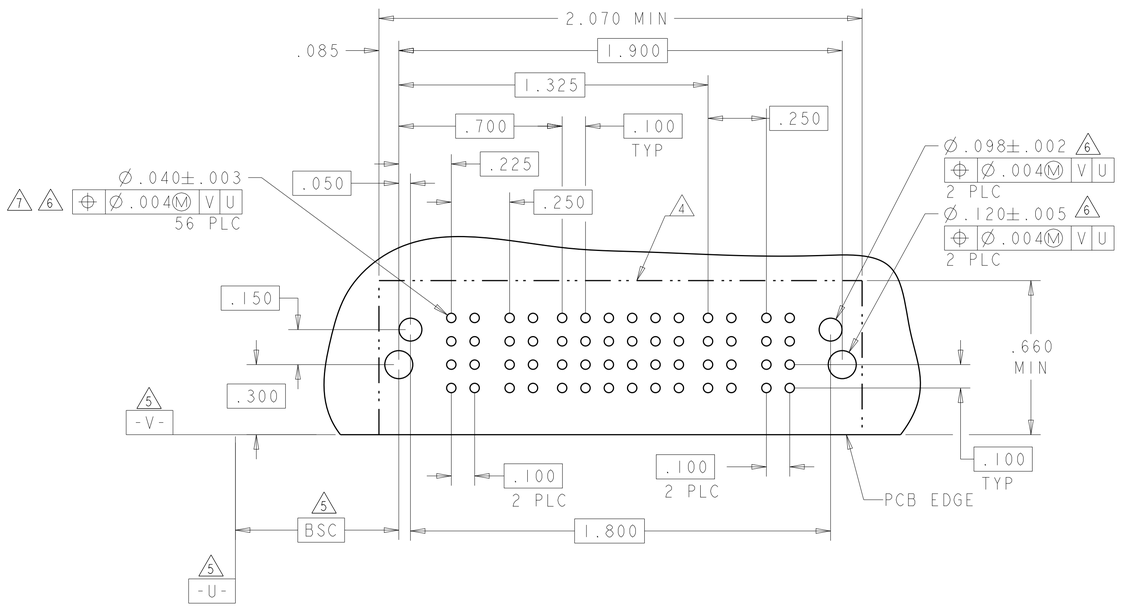

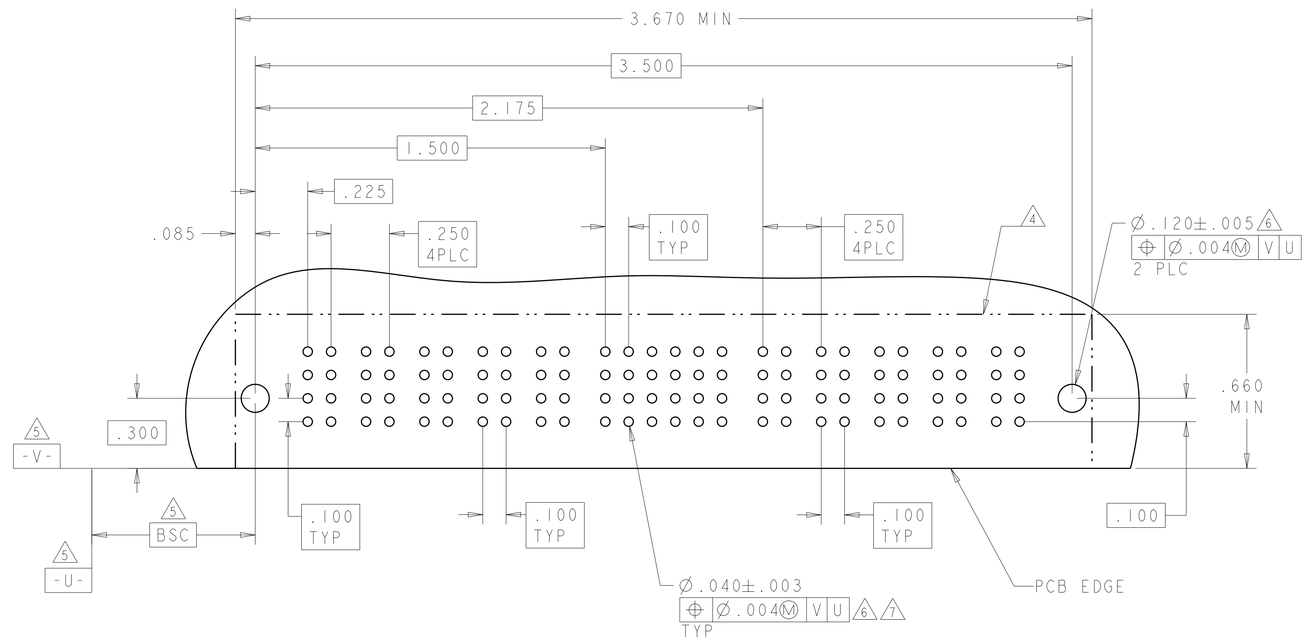

THIS DRAWING IS A CONTROLLED DOCUMENT.

DIMENSIONS: INCHES

TOLERANCES UNLESS OTHERWISE SPECIFIED:
0 PLC ±-
1 PLC ±-
2 PLC ±.01
3 PLC ±.005
4 PLC ±.0020
ANGLES ±2°

MATERIAL - -
FINISH - -

DWN S.ZHAO 10APR2007
CHK S.ZHAO 10APR2007
APVD S.ZHAO -
PRODUCT SPEC 108-2292
APPLICATION SPEC 114-13251
WEIGHT -

TE Connectivity

NAME RIGHT ANGLE WITH SHORT GUIDES AND LP CONTACTS ASSEMBLY MULTI-BEAM XLE

SIZE A1 | CAGE CODE 00779 | DRAWING NO C-6450830 | RESTRICTED TO -

CUSTOMER DRAWING | SCALE 4:1 | SHEET 6 OF 42 | REV S2

4805 (3/11)

THIS DRAWING IS UNPUBLISHED. RELEASED FOR PUBLICATION 20
© COPYRIGHT 20 - ALL RIGHTS RESERVED.

LOC	DIST
ES	00

REVISIONS

P	LTR	DESCRIPTION	DATE	DWN	APVD
	-	SEE SHEET 1	-	-	-

PART NUMBER	ROWS	POWER P1	P2	P3	P4	P5	SIGNAL 1	2	3	4	5	6	5	6	POWER P6	P7
6450830-8	D C B A	TM	TM	TM	TM	TM	J K N S	J K N S	J K N S	J K N S	J K N S	J K N S	J K N S	J K N S		LM
5P + 32S + 2LP																

NO CONTACT LOADED

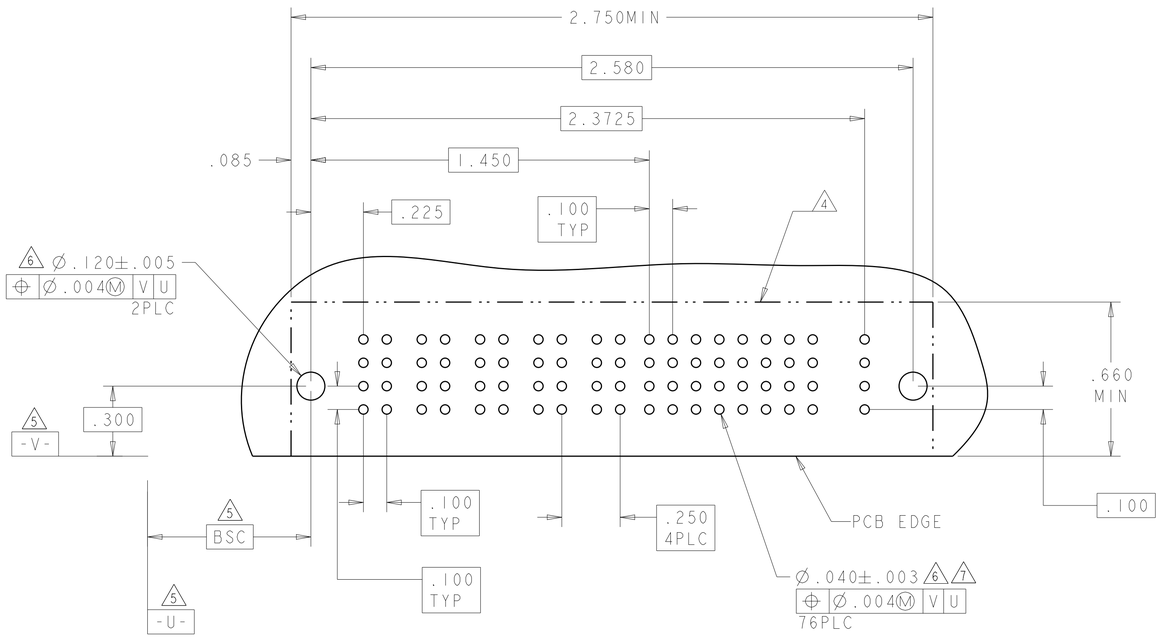

PART NUMBER	ROWS	POWER P1	P2	P3	SIGNAL 1	2	3	4	5	6	POWER P4	P5	P6
6450830-9	D C B A HD	TM	TM	TM	J K N S	J K N S	J K N S	J K N S	J K N S	J K N S	TM	TM	TM HD
3P + 24S + 3P													

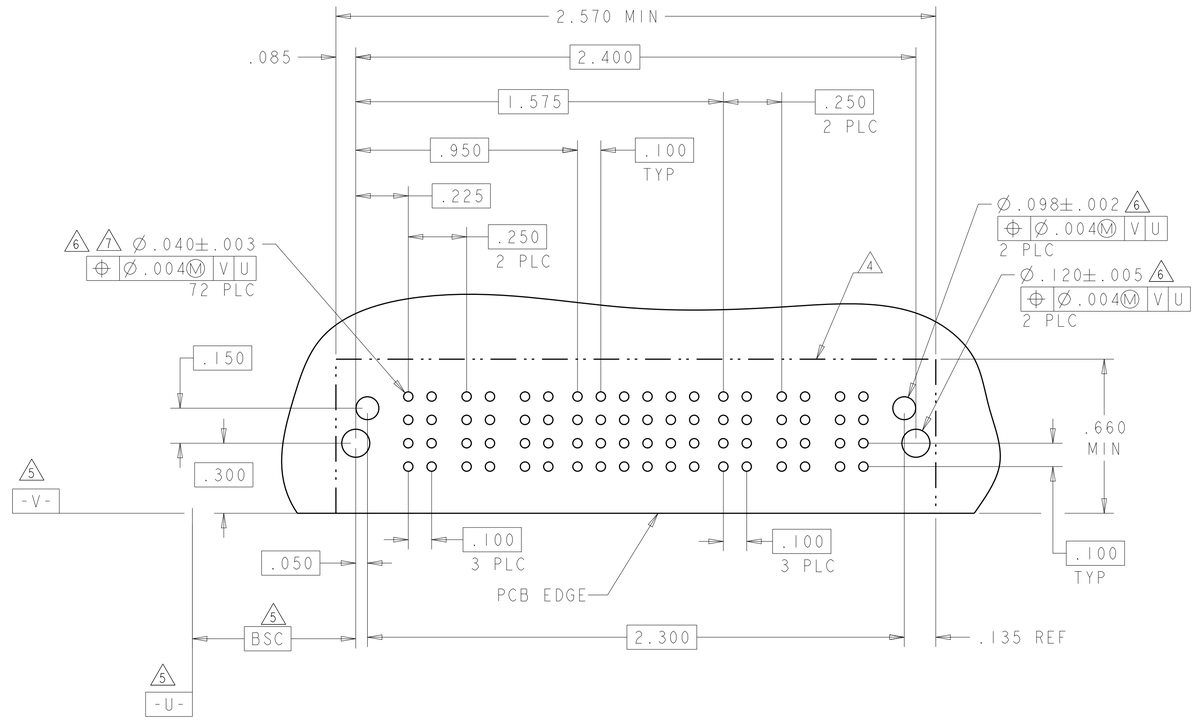

THIS DRAWING IS A CONTROLLED DOCUMENT.

DIMENSIONS: INCHES

TOLERANCES UNLESS OTHERWISE SPECIFIED:
0 PLC ±-
1 PLC ±-
2 PLC ±.01
3 PLC ±.005
4 PLC ±.0020
ANGLES ±2°

MATERIAL - -
FINISH - -

DWN S. ZHAO 10APR2007
CHK S. ZHAO 10APR2007
APVD S. ZHAO -
PRODUCT SPEC 108-2292
APPLICATION SPEC 114-13251
WEIGHT -

TE Connectivity

NAME RIGHT ANGLE WITH SHORT GUIDES AND LP CONTACTS ASSEMBLY MULTI-BEAM XLE

SIZE	CAGE CODE	DRAWING NO	RESTRICTED TO
A1	00779	C-6450830	-

CUSTOMER DRAWING SCALE 4:1 SHEET 7 OF 42 REV S2

THIS DRAWING IS UNPUBLISHED. RELEASED FOR PUBLICATION 20
© COPYRIGHT 20 - ALL RIGHTS RESERVED.

LOC	DIST
ES	00

REVISIONS

P	LTR	DESCRIPTION	DATE	DWN	APVD
	-	SEE SHEET 1	-	-	-

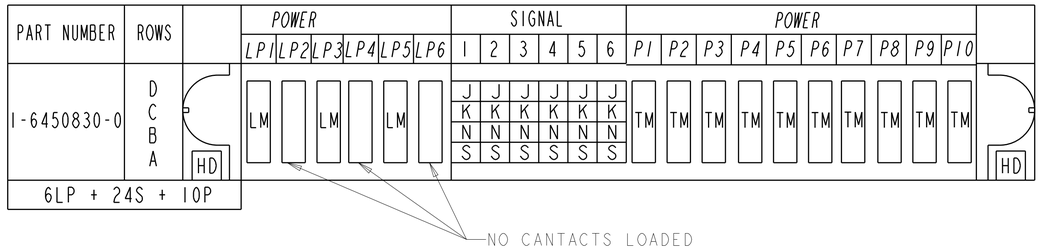

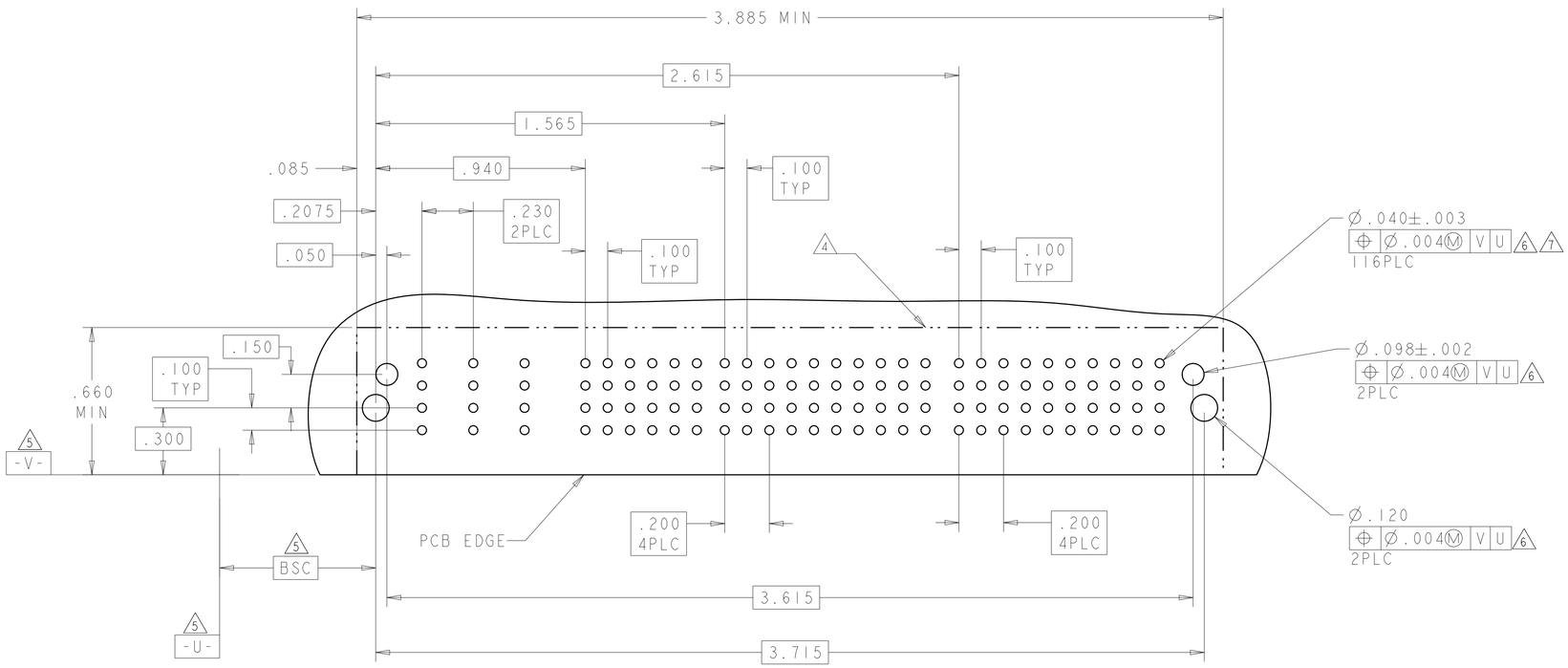

THIS DRAWING IS A CONTROLLED DOCUMENT.

DIMENSIONS: INCHES

TOLERANCES UNLESS OTHERWISE SPECIFIED:
0 PLC ±-
1 PLC ±-
2 PLC ±.01
3 PLC ±.005
4 PLC ±.0020
ANGLES ±2°

MATERIAL - -
FINISH - -

DWN	S.ZHAO	10APR2007
CHK	S.ZHAO	10APR2007
APVD	S.ZHAO	-
PRODUCT SPEC	108-2292	
APPLICATION SPEC	114-13251	
WEIGHT	-	

TE Connectivity

NAME: RIGHT ANGLE WITH SHORT GUIDES AND LP CONTACTS ASSEMBLY MULTI-BEAM XLE

SIZE	CAGE CODE	DRAWING NO	RESTRICTED TO
A1	00779	C-6450830	-

CUSTOMER DRAWING | SCALE 4:1 | SHEET 8 OF 42 | REV S2

4805 (3/11)

THIS DRAWING IS UNPUBLISHED. RELEASED FOR PUBLICATION 20
© COPYRIGHT 20 - ALL RIGHTS RESERVED.

LOC	DIST
ES	00

REVISIONS

P	LTR	DESCRIPTION	DATE	DWN	APVD
	-	SEE SHEET 1	-	-	-

PART NUMBER	ROWS	POWER P1	POWER P2	SIGNAL 1	SIGNAL 2	SIGNAL 3	SIGNAL 4	SIGNAL 5	SIGNAL 6	POWER P3	POWER P4	POWER P5	POWER P6
1-6450830-3	D	TM	TM	J	J	J	J	J		TM	TM	TM	TM
	C			K	K	K	K	K					
	B			N	N	N	N	N					
	A			S	S	S	S	S					
2ACP + 24S + 4P													

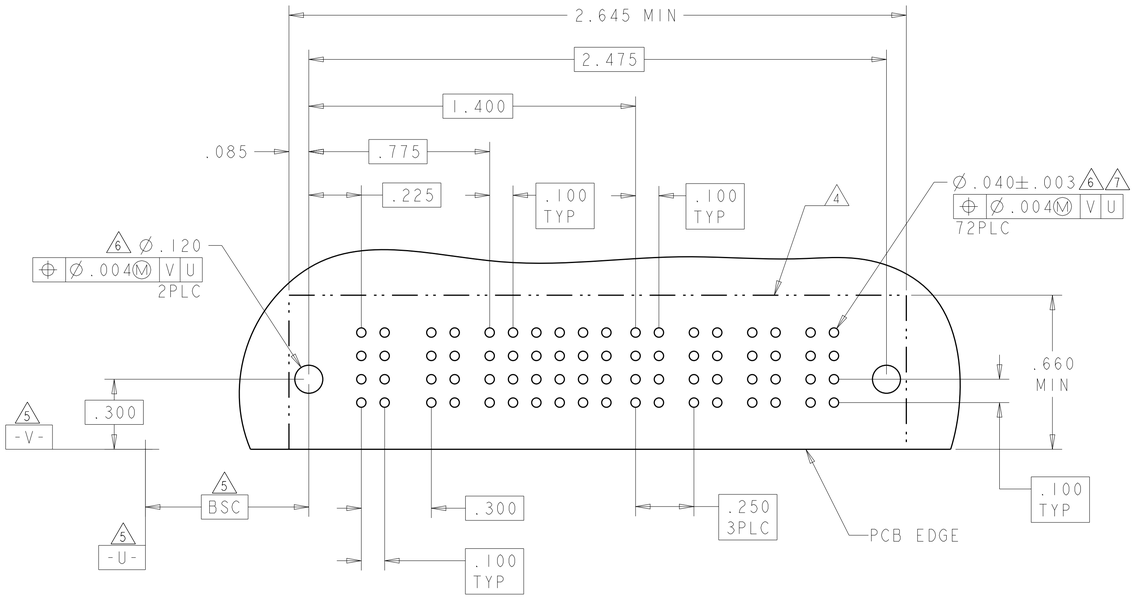

PART NUMBER	ROWS	POWER P1	POWER P2	SIGNAL 1	SIGNAL 2	SIGNAL 3	SIGNAL 4	SIGNAL 5	SIGNAL 6	POWER P3	POWER P4
1-6450830-4	D	TM	TM	J	J	J	J	J	J	TM	TM
	C			K	K	K	K	K	K		
	B			N	N	G	N	N	N		
	A			S	S	S	S	S	S		
2P + 24S + 2P											

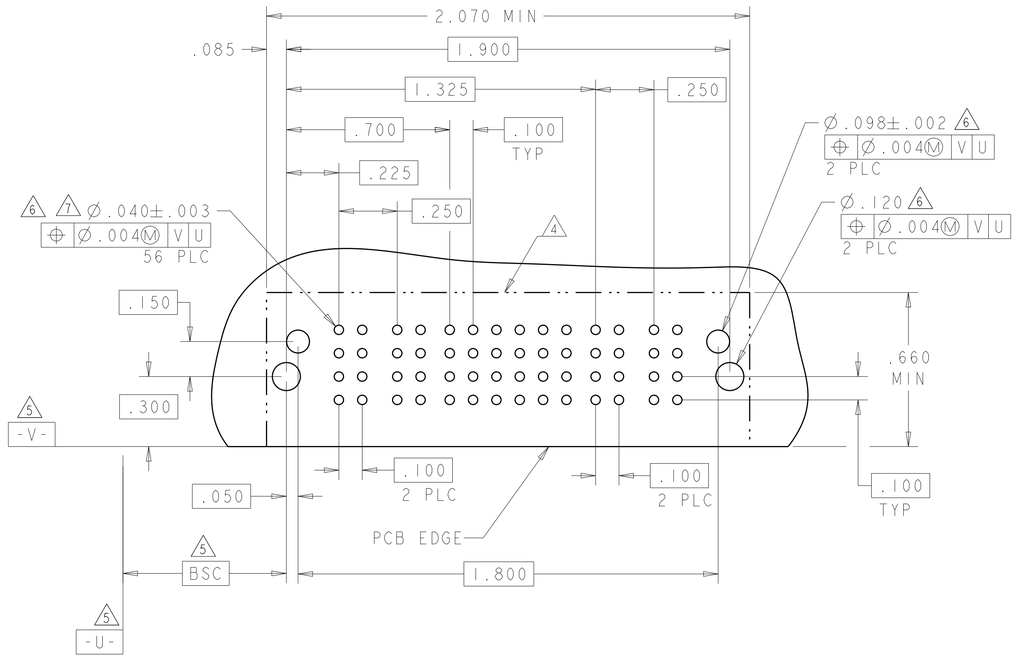

THIS DRAWING IS A CONTROLLED DOCUMENT.

DIMENSIONS: INCHES

TOLERANCES UNLESS OTHERWISE SPECIFIED:
0 PLC ±-
1 PLC ±-
2 PLC ±.01
3 PLC ±.005
4 PLC ±.0020
ANGLES ±2°

MATERIAL - -
FINISH - -

DWN S.ZHAO 10APR2007
CHK S.ZHAO 10APR2007
APVD S.ZHAO -
PRODUCT SPEC 108-2292
APPLICATION SPEC 114-13251
WEIGHT -

TE Connectivity

NAME RIGHT ANGLE WITH SHORT GUIDES AND LP CONTACTS ASSEMBLY MULTI-BEAM XLE

SIZE	CAGE CODE	DRAWING NO	RESTRICTED TO
A1	00779	C-6450830	-

CUSTOMER DRAWING

SCALE	SHEET	OF	REV
4:1	9	42	S2

4805 (3/11)

THIS DRAWING IS UNPUBLISHED. RELEASED FOR PUBLICATION 20
© COPYRIGHT 20 - ALL RIGHTS RESERVED.

LOC	DIST
ES	00

REVISIONS

P	LTR	DESCRIPTION	DATE	DWN	APVD
	-	SEE SHEET 1	-	-	-

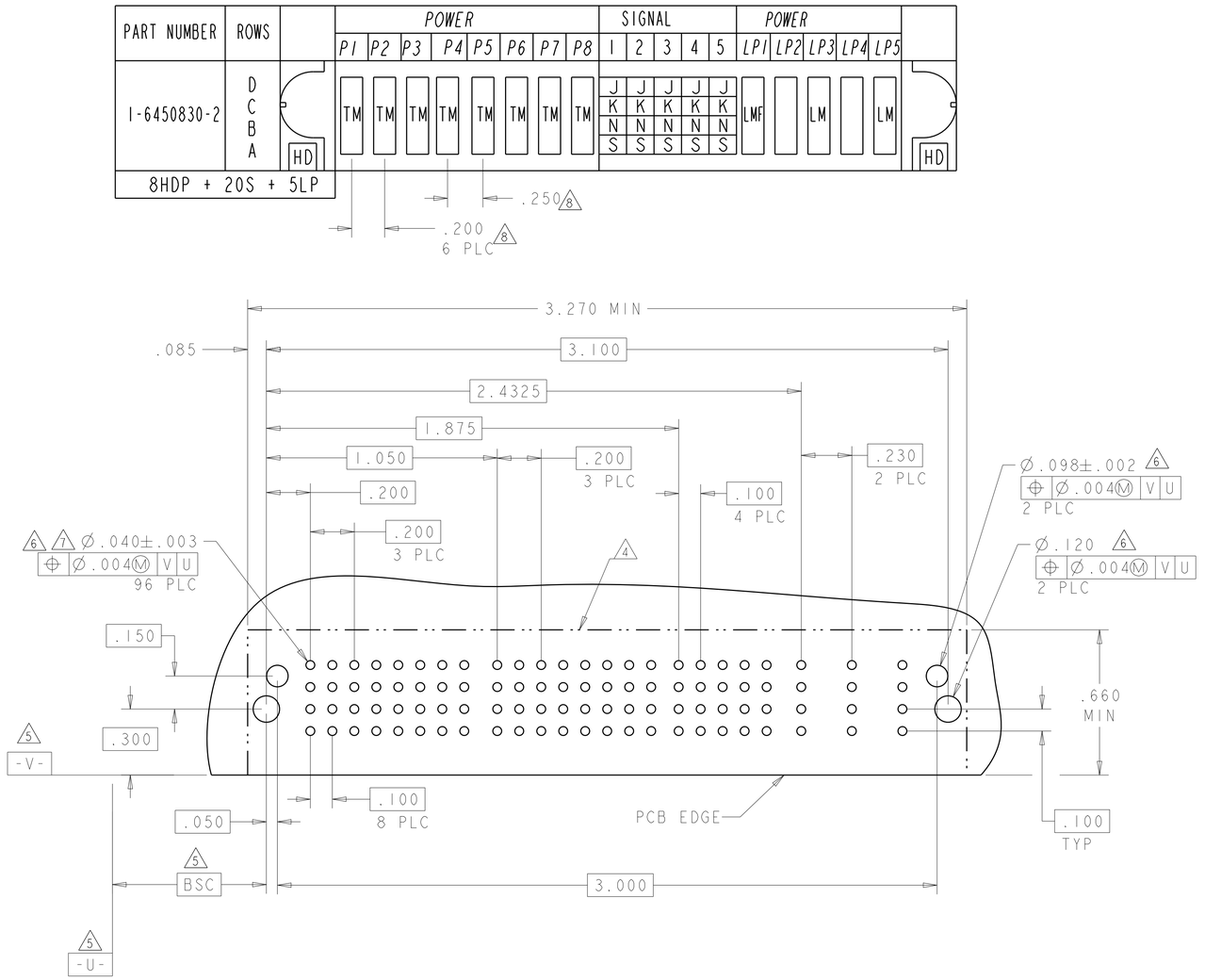

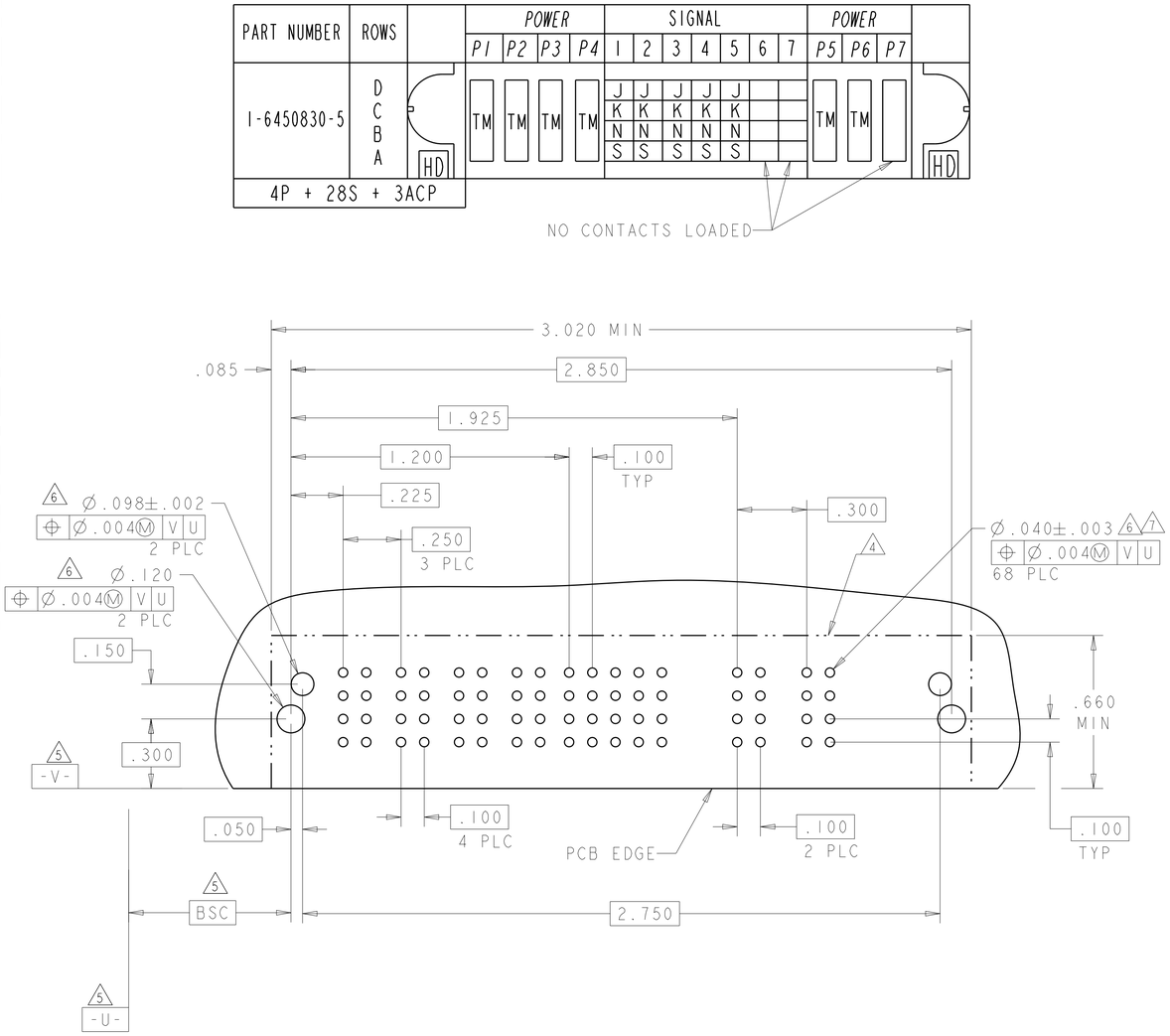

THIS DRAWING IS A CONTROLLED DOCUMENT.

DIMENSIONS: INCHES

TOLERANCES UNLESS OTHERWISE SPECIFIED:
0 PLC ±-
1 PLC ±-
2 PLC ±.01
3 PLC ±.005
4 PLC ±.0020
ANGLES ±2°

MATERIAL - -
FINISH - -

DWN S.ZHAO 10APR2007
CHK S.ZHAO 10APR2007
APVD S.ZHAO -
PRODUCT SPEC 108-2292
APPLICATION SPEC 114-13251
WEIGHT -

TE Connectivity

NAME RIGHT ANGLE WITH SHORT GUIDES AND LP CONTACTS ASSEMBLY MULTI-BEAM XLE

SIZE	CAGE CODE	DRAWING NO	RESTRICTED TO
A1	00779	C-6450830	-

CUSTOMER DRAWING

SCALE 4:1 SHEET 10 OF 42 REV S2

4805 (3/11)

THIS DRAWING IS UNPUBLISHED. RELEASED FOR PUBLICATION 20
© COPYRIGHT 20 - ALL RIGHTS RESERVED.

LOC	DIST
ES	00

REVISIONS

P	LTR	DESCRIPTION	DATE	DWN	APVD
	-	SEE SHEET 1	-	-	-

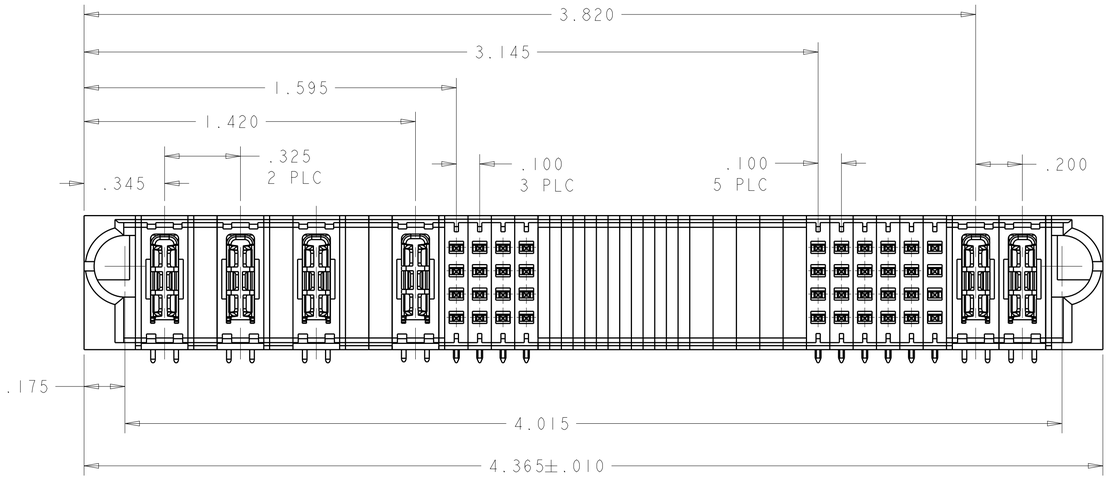

PART NUMBER: 1-6450830-8

PART NUMBER	ROWS	POWER P1	POWER P2	POWER P3	POWER P4	SIGNAL 1	SIGNAL 2	SIGNAL 3	SIGNAL 4	BLANK	SIGNAL 5	SIGNAL 6	SIGNAL 7	SIGNAL 8	SIGNAL 9	SIGNAL 10	POWER P5	POWER P6
1-6450830-8	D	TM	TM	TM	TM	J	J	J	J		J	J	J	J	J	J	TM	TM
	C					K	K	K	K		K	K	K	K	K	K		
	B					N	N	N	N		N	N	N	N	N	N		
	A					S	S	S	S		S	S	S	S	S	S		
4P + 16S + 24S + 2HDP																		

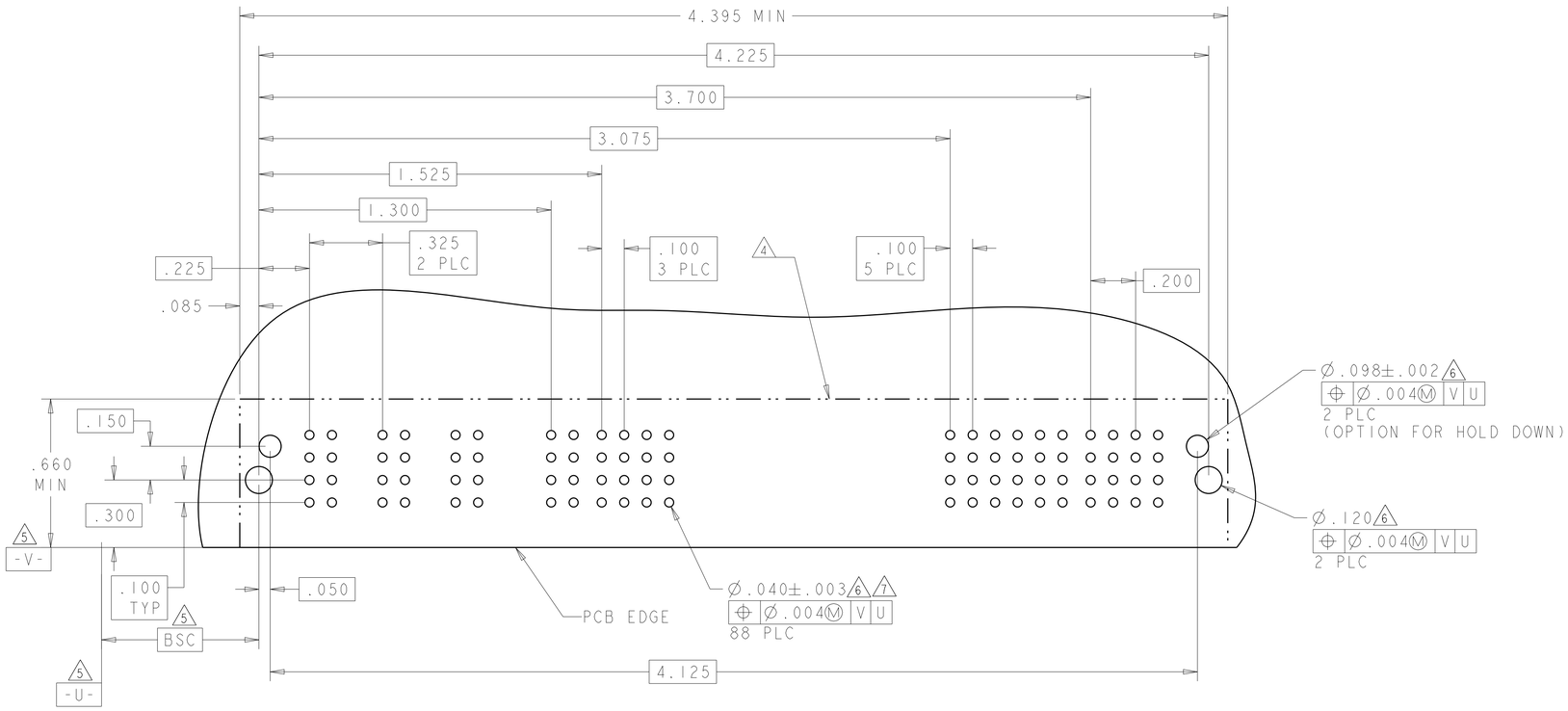

THIS DRAWING IS A CONTROLLED DOCUMENT.

DIMENSIONS: INCHES

TOLERANCES UNLESS OTHERWISE SPECIFIED:
0 PLC ±-
1 PLC ±-
2 PLC ±.01
3 PLC ±.005
4 PLC ±.0020
ANGLES ±2°

MATERIAL - -
FINISH - -

DWN S.ZHAO 10APR2007
CHK S.ZHAO 10APR2007
APVD S.ZHAO -
PRODUCT SPEC 108-2292
APPLICATION SPEC 114-13251
WEIGHT -

TE Connectivity

NAME RIGHT ANGLE WITH SHORT GUIDES AND LP CONTACTS ASSEMBLY MULTI-BEAM XLE

SIZE	CAGE CODE	DRAWING NO	RESTRICTED TO
A1	00779	C-6450830	-

CUSTOMER DRAWING SCALE 4:1 SHEET 11 OF 42 REV S2

4805 (3/11)

THIS DRAWING IS UNPUBLISHED. RELEASED FOR PUBLICATION 20
© COPYRIGHT 20 - ALL RIGHTS RESERVED.

LOC	DIST
ES	00

REVISIONS

P	LTR	DESCRIPTION	DATE	DWN	APVD
	-	SEE SHEET 1	-	-	-

PART NUMBER	ROWS		POWER			SIGNAL															
			P1	LP1	LP2	1	2	3	4	5	6	7	8	9	10	11	12	LP3	LP4	P2	
1-6450830-7	D		TM	LML	LML	E	E	E	E	E	E	E	E	E	E	E	E	LML	LMF	TM	
	C					F	F	F	F	F	F	F	F	F	F	F	F				
	B					G	G	G	G	G	G	G	G	G	G	G	G				
	A	HD				H	H	H	H	H	H	H	H	H	H	H	H				HD
1P + 2LP + 48S + 2LP + 1P																					

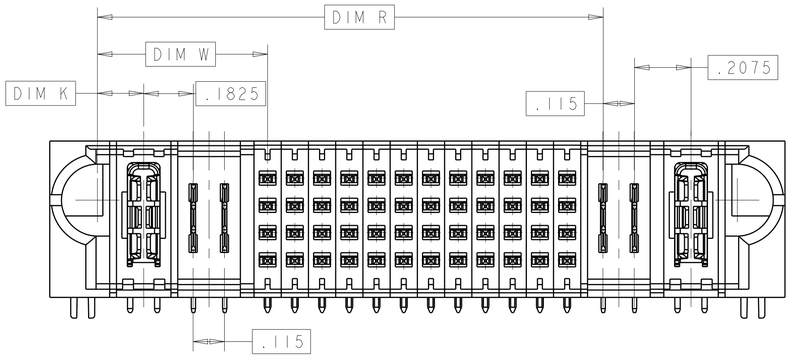

P/N:1-6450830-7 CONFIGURATION
UNSPECIFIED DIMENSION REFER TO SHEET 1

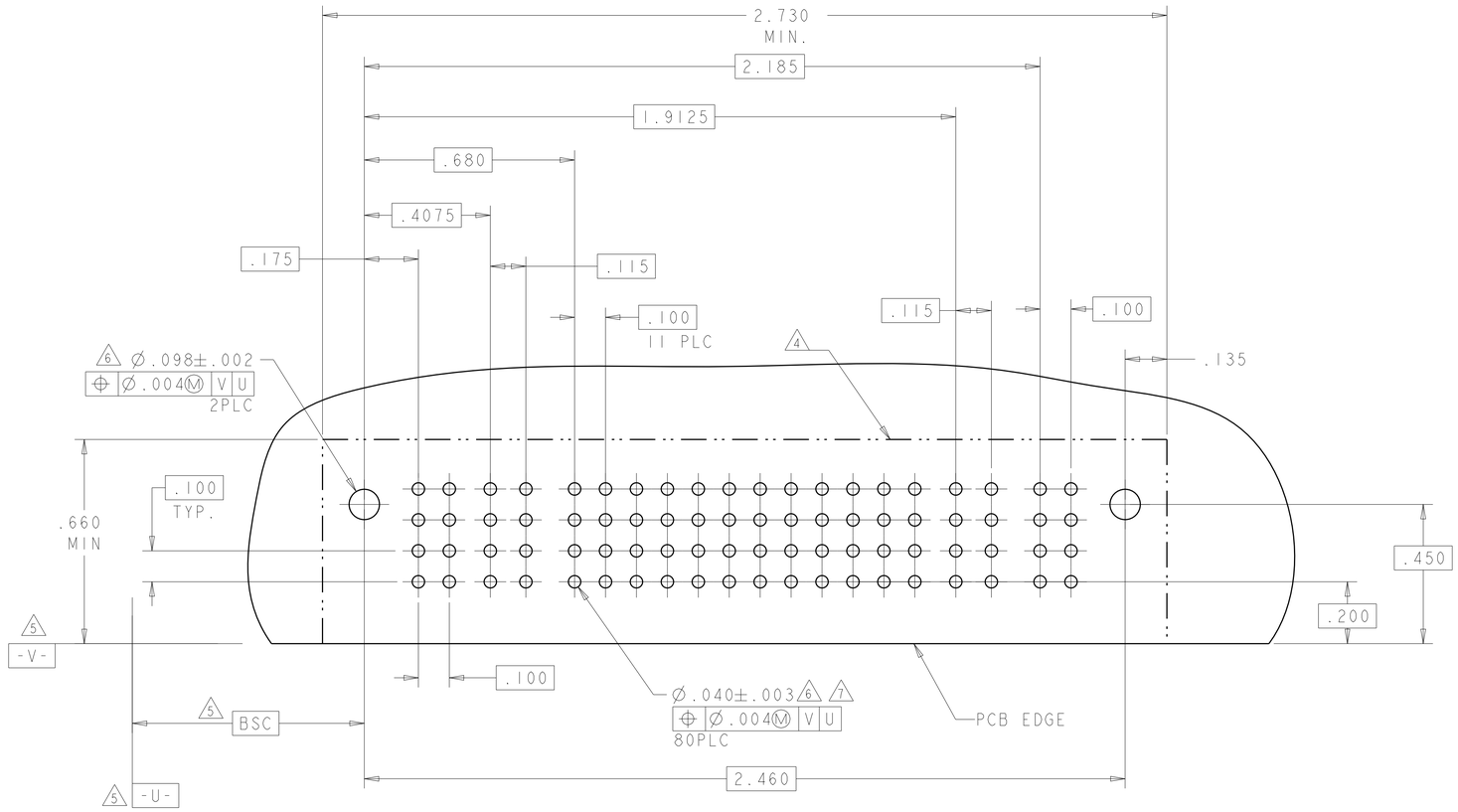

THIS DRAWING IS A CONTROLLED DOCUMENT.

DIMENSIONS: INCHES

TOLERANCES UNLESS OTHERWISE SPECIFIED:
0 PLC ±-
1 PLC ±-
2 PLC ±.01
3 PLC ±.005
4 PLC ±.0020
ANGLES ±2°

MATERIAL - -
FINISH - -

DWN S.ZHAO 10APR2007
CHK S.ZHAO 10APR2007
APVD S.ZHAO -
PRODUCT SPEC 108-2292
APPLICATION SPEC 114-13251
WEIGHT -

TE Connectivity

NAME RIGHT ANGLE WITH SHORT GUIDES AND LP CONTACTS ASSEMBLY MULTI-BEAM XLE

SIZE	CAGE CODE	DRAWING NO	RESTRICTED TO
A1	00779	C-6450830	-

CUSTOMER DRAWING

SCALE	SHEET	OF	REV
4:1	12	42	S2

4805 (3/11)

THIS DRAWING IS UNPUBLISHED. RELEASED FOR PUBLICATION 20
© COPYRIGHT 20 - ALL RIGHTS RESERVED.

LOC	DIST
ES	00

REVISIONS

P	LTR	DESCRIPTION	DATE	DWN	APVD
	-	SEE SHEET 1	-	-	-

PART NUMBER	ROWS	POWER P1	POWER P2	POWER P3	POWER P4	SIGNAL 1	2	3	4	5	6	7	POWER P5	POWER P6	POWER P7
1-6450830-9	D C B A	TM	TM	TM	TM	J K N S	J K N S	J K N S	J K N S	J K N S			TM	TM	TM
4P + 28S + 3ACP		HD													HD

NO CONTACTS LOADED

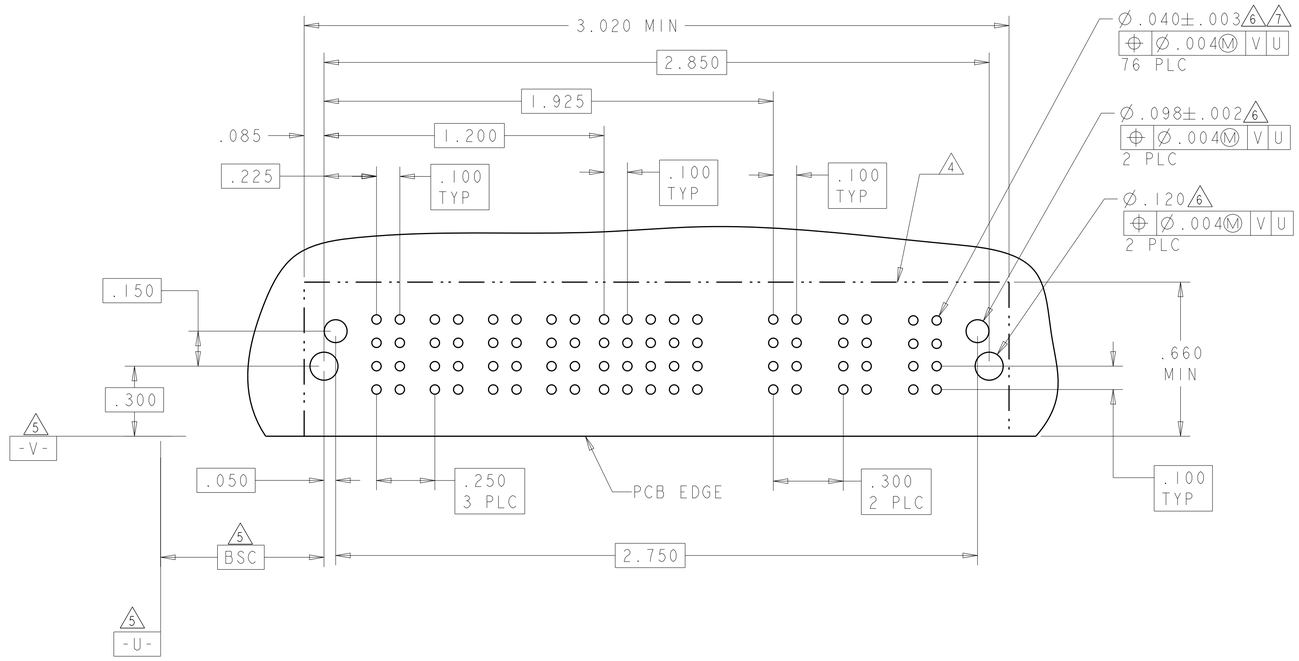

THIS DRAWING IS A CONTROLLED DOCUMENT.

DIMENSIONS: INCHES

TOLERANCES UNLESS OTHERWISE SPECIFIED:
0 PLC ±-
1 PLC ±-
2 PLC ±.01
3 PLC ±.005
4 PLC ±.0020
ANGLES ±2°

MATERIAL - -
FINISH - -

DWN S. ZHAO 10APR2007
CHK S. ZHAO 10APR2007
APVD S. ZHAO -
PRODUCT SPEC 108-2292
APPLICATION SPEC 114-13251
WEIGHT -

TE Connectivity

NAME RIGHT ANGLE WITH SHORT GUIDES AND LP CONTACTS ASSEMBLY MULTI-BEAM XLE

SIZE	CAGE CODE	DRAWING NO	RESTRICTED TO
A1	00779	C-6450830	-

CUSTOMER DRAWING

SCALE	SHEET	OF	REV
4:1	13	42	S2

4805 (3/11)

THIS DRAWING IS UNPUBLISHED. RELEASED FOR PUBLICATION 20
© COPYRIGHT 20 - ALL RIGHTS RESERVED.

LOC	DIST
ES	00

REVISIONS

P	LTR	DESCRIPTION	DATE	DWN	APVD
	-	SEE SHEET 1	-	-	-

PART NUMBER	ROWS		POWER		SIGNAL										POWER		
			P1	P2	1	2	3	4	5	6	7	8	9	10	P3	P4	
2-6450830-4	D		TM	TM	J	J	J	J	J	J	J	J	J	J	TM	TM	
	C				K	K	K	K	K	K	K	K	K	K			
	B				N	N	N	N	N	N	N	N	N	N			
	A	HD			S	S	S	S	S	S	S	S	S	S			HD
2P + 40S + 2P																	

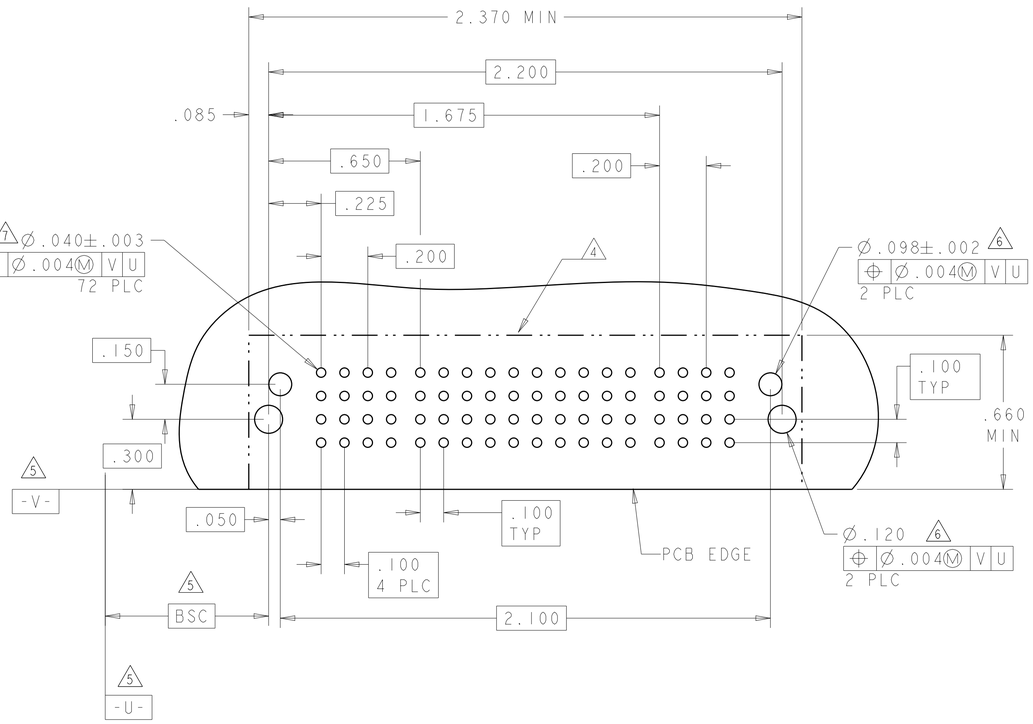

PART NUMBER	ROWS		POWER	SIGNAL						POWER	
			P1	1	2	3	4	5	6	P2	
2-6450830-6	D		TM	J	J	J	J	J	J	TM	
	C			K	K	K	K	K	K		
	B			N	N	N	N	N	N		
	A	HD		H	S	S	S	S	S		HD
1P + 24S + 1P											

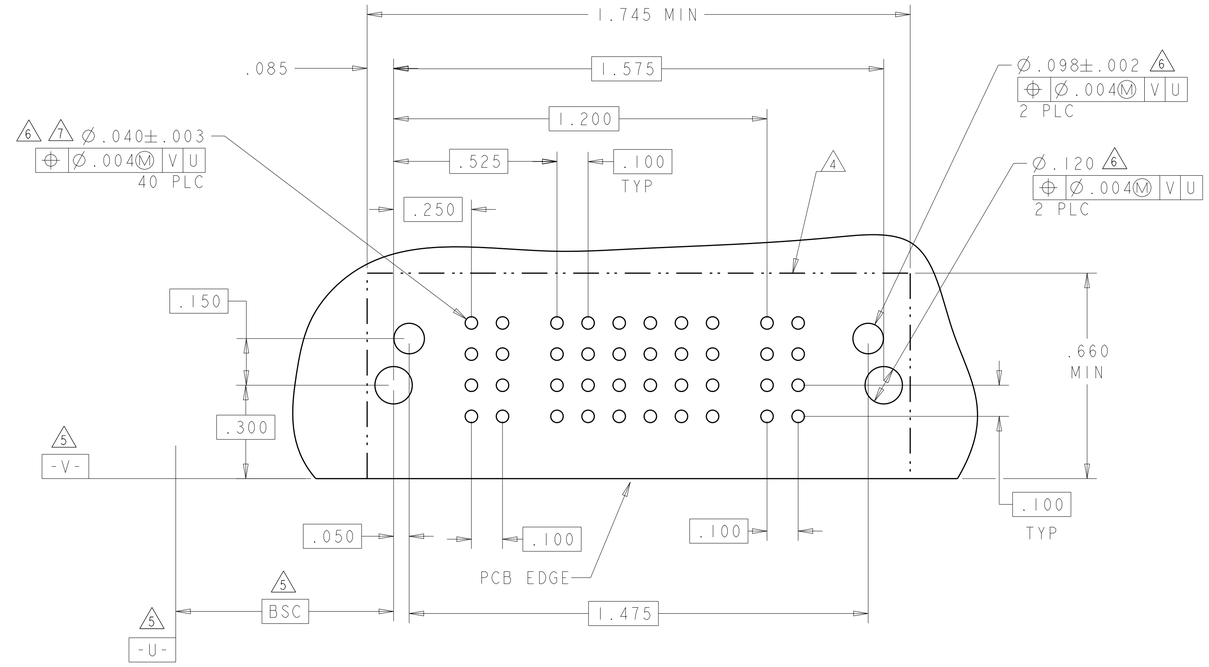

THIS DRAWING IS A CONTROLLED DOCUMENT.

DIMENSIONS: INCHES

TOLERANCES UNLESS OTHERWISE SPECIFIED:
0 PLC ±-
1 PLC ±-
2 PLC ±.01
3 PLC ±.005
4 PLC ±.0020
ANGLES ±2°

MATERIAL - -
FINISH - -

DWN S.ZHAO 10APR2007
CHK S.ZHAO 10APR2007
APVD S.ZHAO -
PRODUCT SPEC 108-2292
APPLICATION SPEC 114-13251
WEIGHT -

TE Connectivity

NAME RIGHT ANGLE WITH SHORT GUIDES AND LP CONTACTS ASSEMBLY MULTI-BEAM XLE

SIZE	CAGE CODE	DRAWING NO	RESTRICTED TO
A1	00779	C-6450830	-

CUSTOMER DRAWING

SCALE	SHEET	OF	REV
4:1	14	42	S2

4805 (3/11)

THIS DRAWING IS UNPUBLISHED. RELEASED FOR PUBLICATION 20
© COPYRIGHT 20 - ALL RIGHTS RESERVED.

LOC	DIST
ES	00

REVISIONS

P	LTR	DESCRIPTION	DATE	DWN	APVD
	-	SEE SHEET 1	-	-	-

PART NUMBER	ROWS		POWER		SIGNAL				POWER		
			P1	P2	1	2	3	4	P3	P4	
2-6450830-7	D		TM	TM	J	J	J	J	TM	TM	
	C				K	K	K	K			
	B				N	N	N	N			
	A	HD			S	S	S	S			HD
2P + 16S + 2P											

PART NUMBER	ROWS		POWER		SIGNAL					POWER		
			P1	P2	1	2	3	4	5	P3	P4	
2-6450830-8	D		TM	TM	J	J	J	J	J	TM	TM	
	C				K	K	K	K	K			
	B				N	N	N	N	N			
	A	HD			S	S	S	S	S			HD
2P + 20S + 2P												

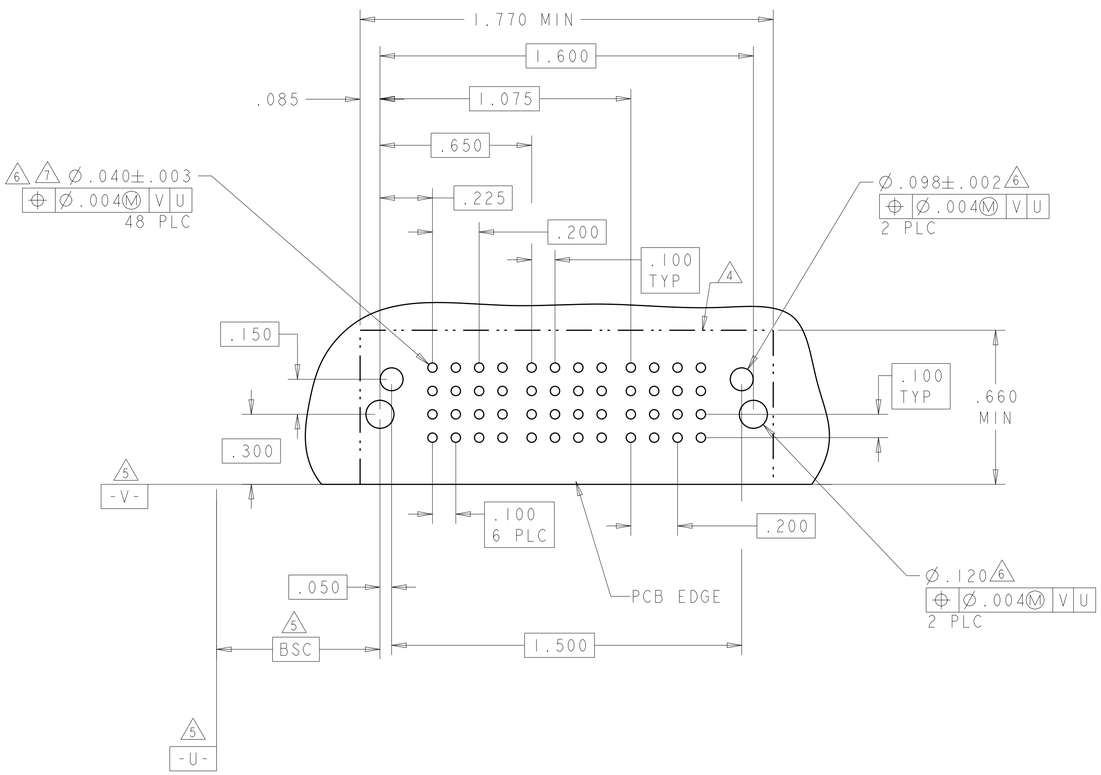

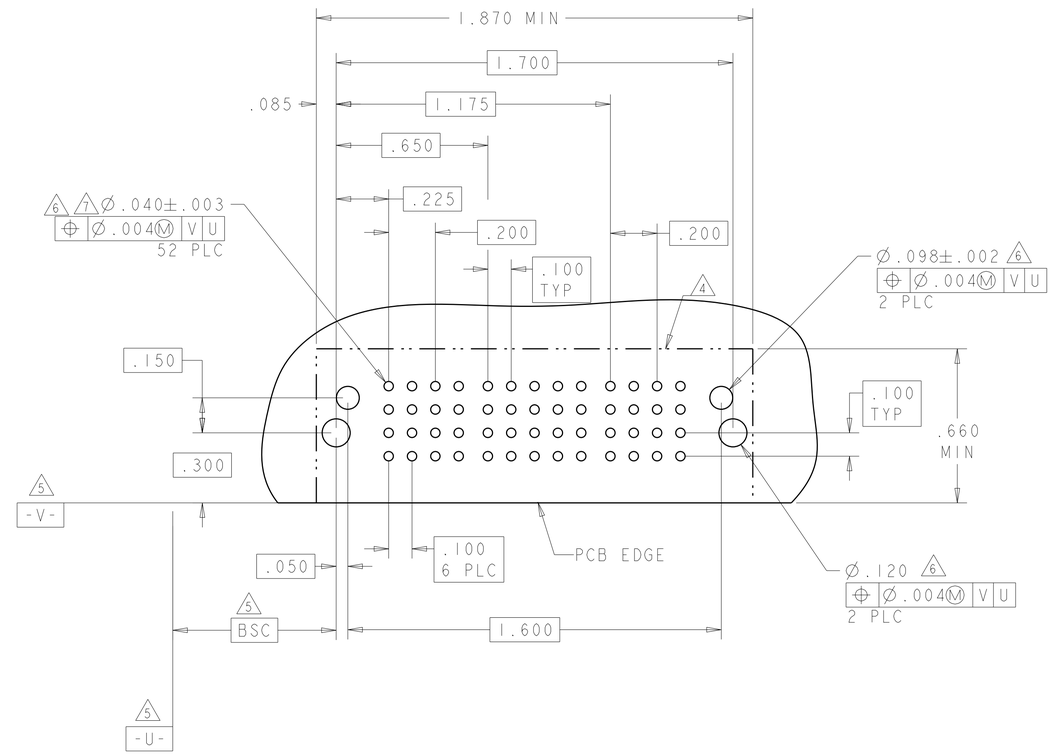

THIS DRAWING IS A CONTROLLED DOCUMENT.

DIMENSIONS: INCHES

TOLERANCES UNLESS OTHERWISE SPECIFIED:
0 PLC ±-
1 PLC ±-
2 PLC ±.01
3 PLC ±.005
4 PLC ±.0020
ANGLES ±2°

MATERIAL - -
FINISH - -

DWN S.ZHAO 10APR2007
CHK S.ZHAO 10APR2007
APVD S.ZHAO -
PRODUCT SPEC 108-2292
APPLICATION SPEC 114-13251
WEIGHT -

TE Connectivity

NAME RIGHT ANGLE WITH SHORT GUIDES AND LP CONTACTS ASSEMBLY MULTI-BEAM XLE

SIZE	CAGE CODE	DRAWING NO	RESTRICTED TO
A1	00779	C-6450830	-

CUSTOMER DRAWING

SCALE 4:1 SHEET 15 OF 42 REV S2

4805 (3/11)

THIS DRAWING IS UNPUBLISHED. RELEASED FOR PUBLICATION 20
© COPYRIGHT 20 - ALL RIGHTS RESERVED.

LOC	DIST
ES	00

REVISIONS

P	LTR	DESCRIPTION	DATE	DWN	APVD
	-	SEE SHEET 1	-	-	-

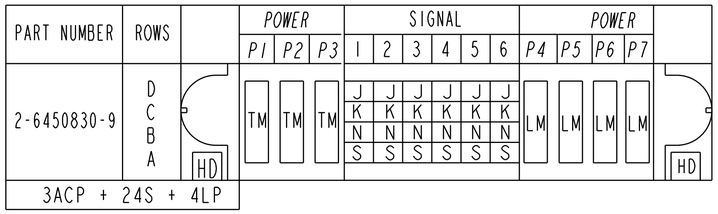

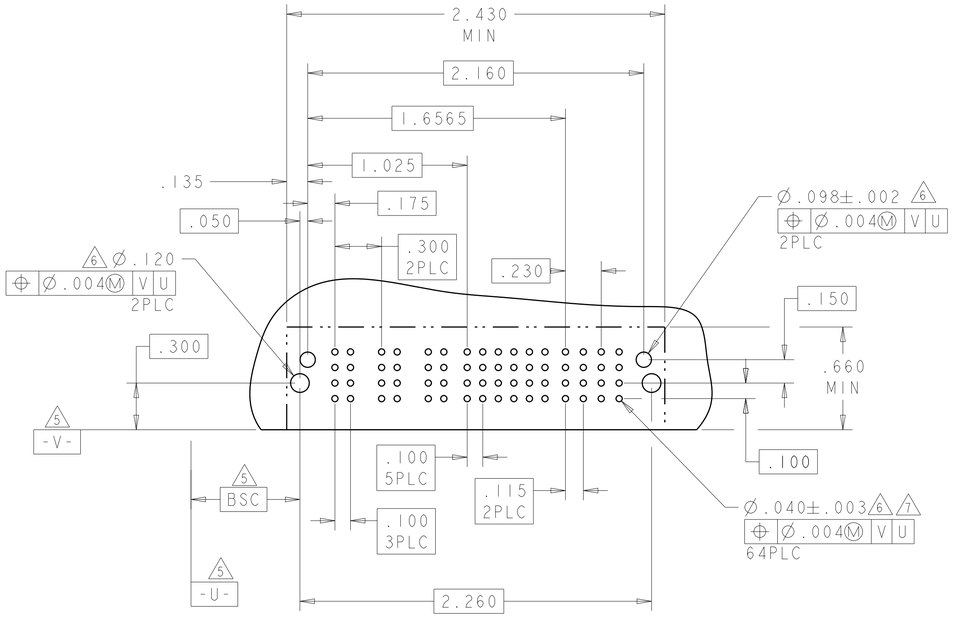

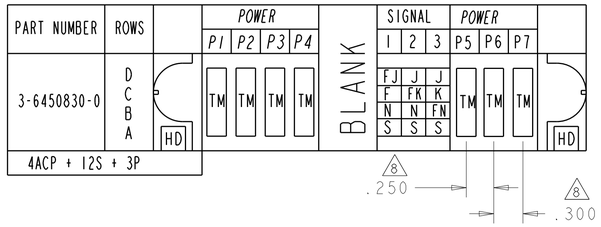

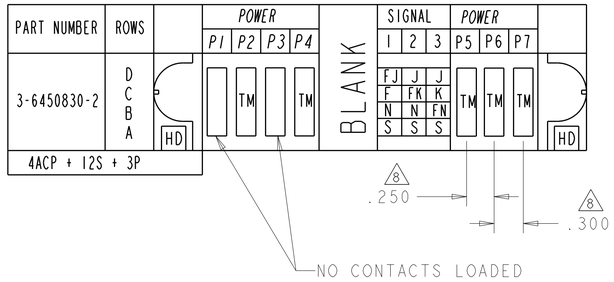

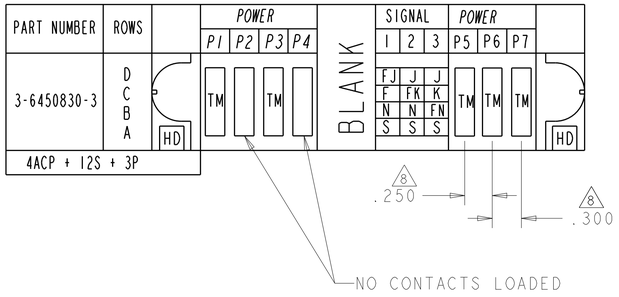

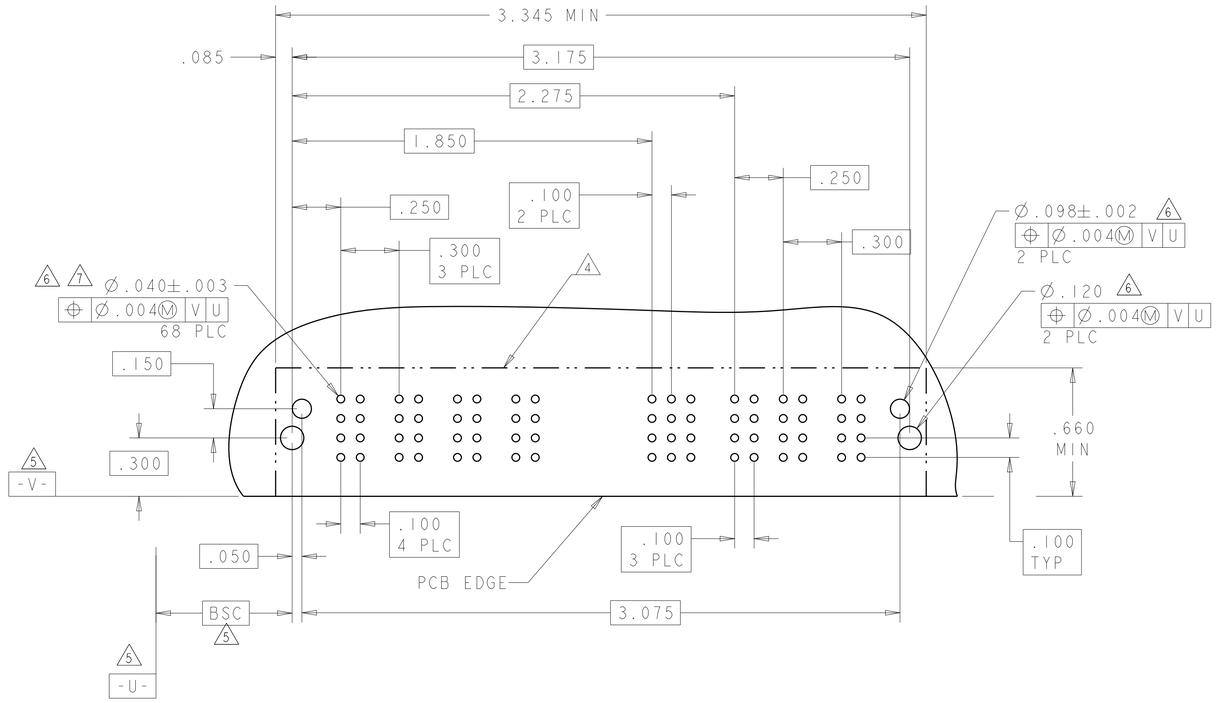

RECOMMENDED PCB LAYOUT FOR 3-6450830-0,3-6450830-2 AND 3-6450830-3

THIS DRAWING IS A CONTROLLED DOCUMENT.	DWN S.ZHAO 10APR2007	TE Connectivity	
DIMENSIONS: INCHES	CHK S.ZHAO 10APR2007	NAME RIGHT ANGLE WITH SHORT GUIDES AND LP CONTACTS ASSEMBLY MULTI-BEAM XLE	
TOLERANCES UNLESS OTHERWISE SPECIFIED: 0 PLC ±- 1 PLC ±- 2 PLC ±.01 3 PLC ±.005 4 PLC ±.0020 ANGLES ±2°	APVD S.ZHAO -		
	PRODUCT SPEC 108-2292		
	APPLICATION SPEC 114-13251	SIZE A1 / CAGE CODE 00779 / DRAWING NO C-6450830	RESTRICTED TO -
MATERIAL - -	FINISH - -	WEIGHT -	
	CUSTOMER DRAWING	SCALE 4:1 / SHEET 16 OF 42	REV S2

THIS DRAWING IS UNPUBLISHED. RELEASED FOR PUBLICATION 20
© COPYRIGHT 20 - ALL RIGHTS RESERVED.

LOC	DIST
ES	00

REVISIONS

P	LTR	DESCRIPTION	DATE	DWN	APVD
	-	SEE SHEET 1	-	-	-

PART NUMBER	ROWS
3-6450830-1	D C B A
2LP + 8S + 2LP	

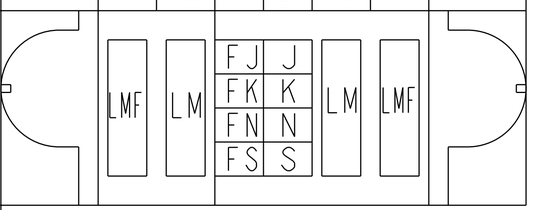

PART NUMBER	ROWS
3-6450830-4	D C B A
8ACP + 16S + 4ACP	

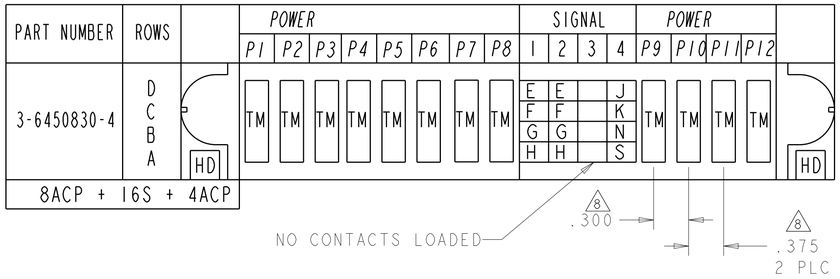

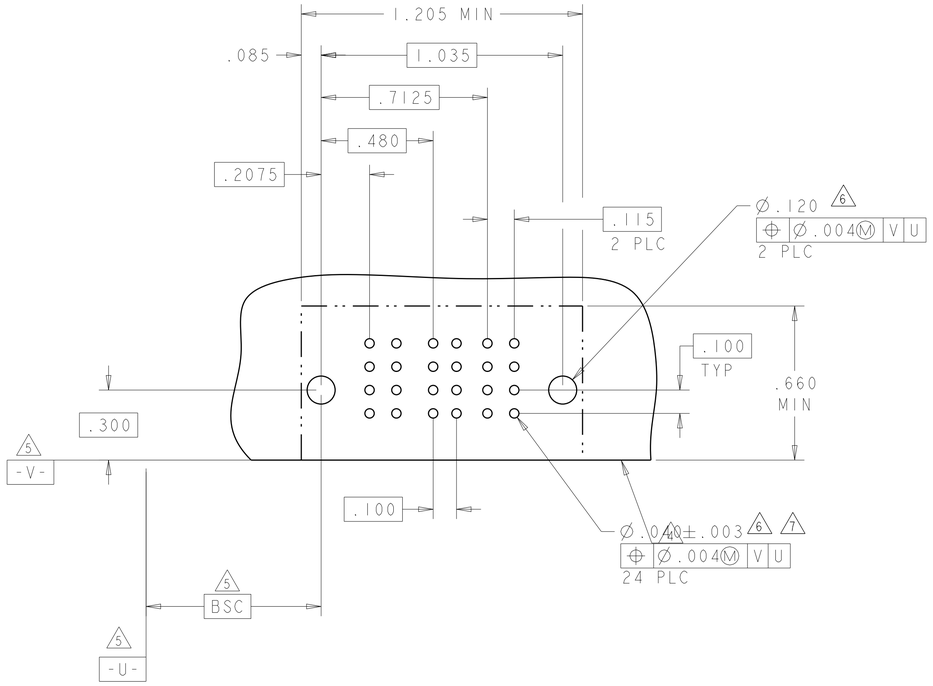

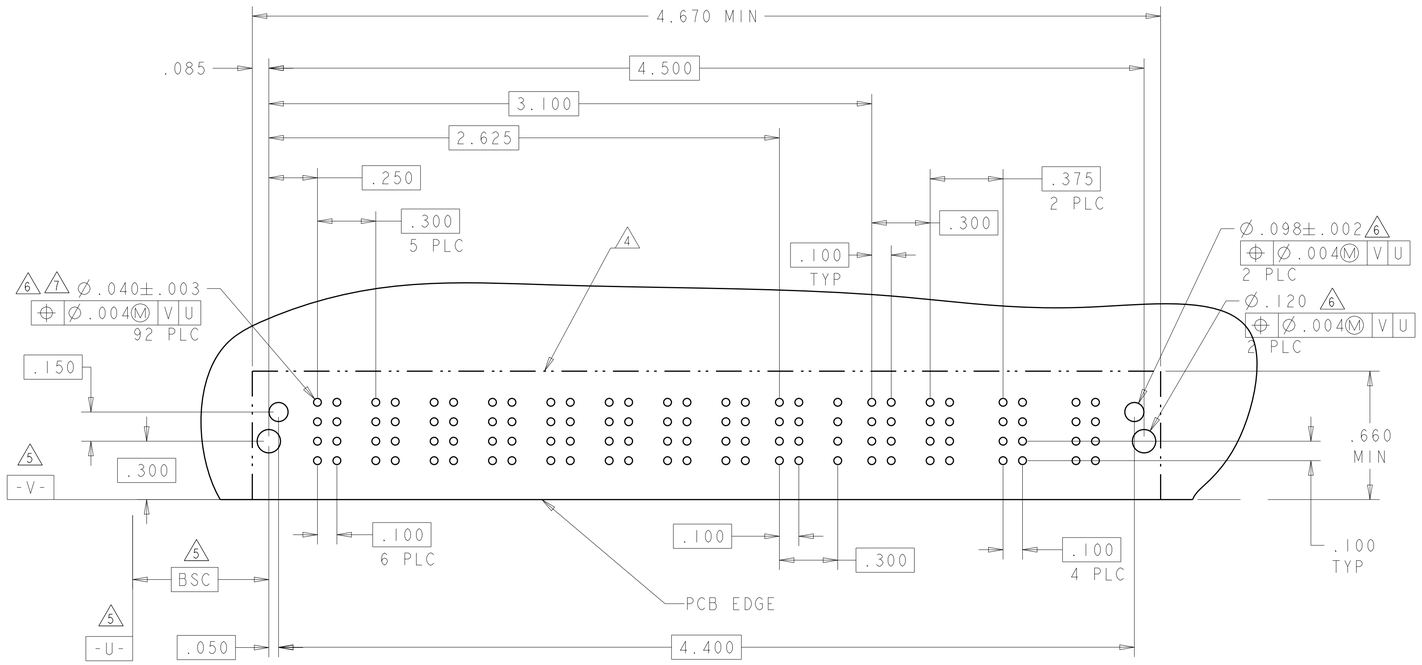

THIS DRAWING IS A CONTROLLED DOCUMENT.

DIMENSIONS: INCHES

TOLERANCES UNLESS OTHERWISE SPECIFIED:
0 PLC ±-
1 PLC ±-
2 PLC ±.01
3 PLC ±.005
4 PLC ±.0020
ANGLES ±2°

MATERIAL - - -
FINISH - -

DWN S.ZHAO 10APR2007
CHK S.ZHAO 10APR2007
APVD S.ZHAO -
PRODUCT SPEC 108-2292
APPLICATION SPEC 114-13251
WEIGHT -

TE Connectivity

NAME
RIGHT ANGLE WITH SHORT GUIDES AND LP CONTACTS ASSEMBLY MULTI-BEAM XLE

SIZE	CAGE CODE	DRAWING NO	RESTRICTED TO
A1	00779	C-6450830	-

CUSTOMER DRAWING

SCALE	SHEET	OF	REV
4:1	17	42	S2

THIS DRAWING IS UNPUBLISHED. RELEASED FOR PUBLICATION 20
© COPYRIGHT 20 - ALL RIGHTS RESERVED.

LOC	DIST
ES	00

REVISIONS

P	LTR	DESCRIPTION	DATE	DWN	APVD
	-	SEE SHEET 1	-	-	-

PART NUMBER	ROWS
3-6450830-5	D C B A
3LP + 20S + 4HDP	

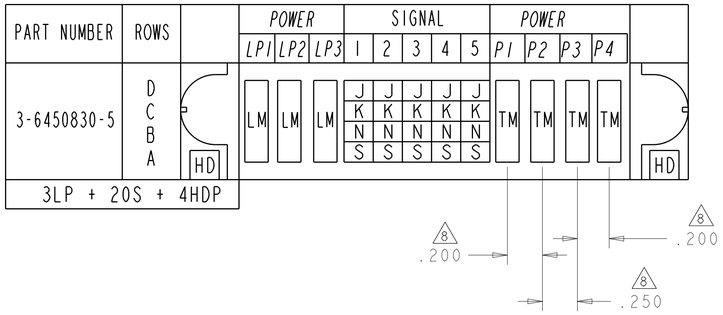

PART NUMBER	ROWS
3-6450830-6	D C B A
2ACP + 8S + 4LP	

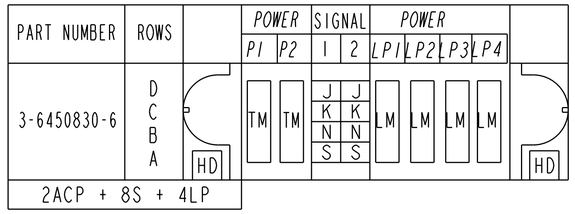

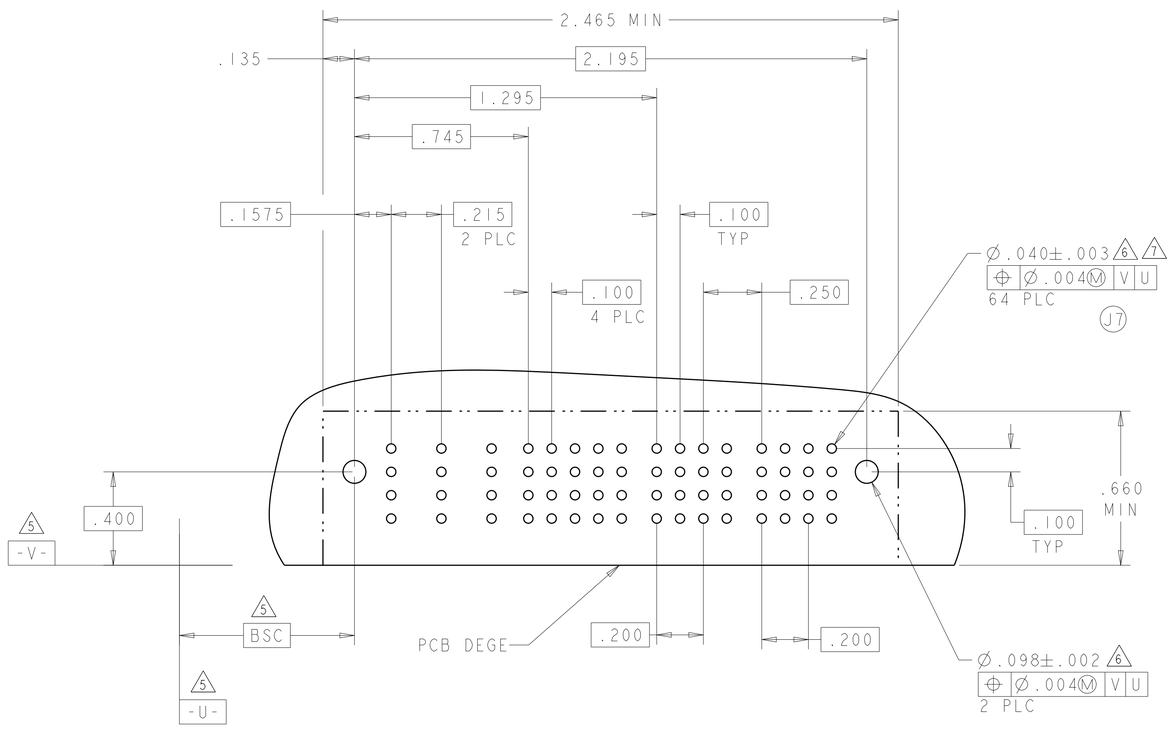

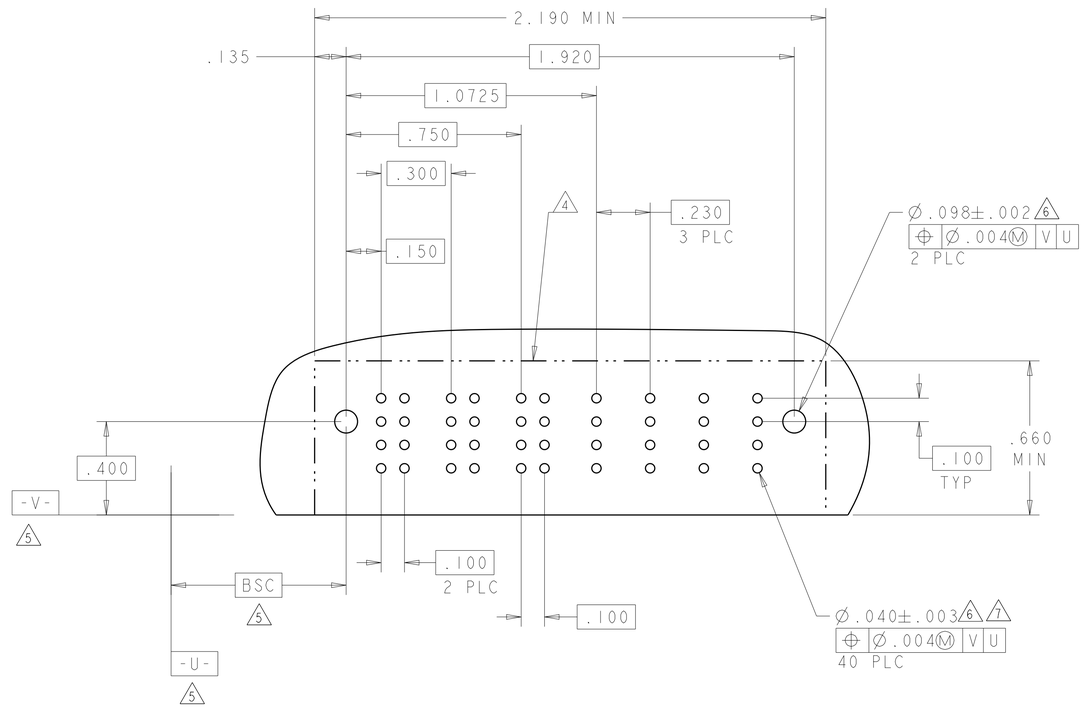

THIS DRAWING IS A CONTROLLED DOCUMENT.

DIMENSIONS: INCHES

TOLERANCES UNLESS OTHERWISE SPECIFIED:
0 PLC ±-
1 PLC ±-
2 PLC ±.01
3 PLC ±.005
4 PLC ±.0020
ANGLES ±2°

MATERIAL - -
FINISH - -

DWN S.ZHAO 10APR2007
CHK S.ZHAO 10APR2007
APVD S.ZHAO -
PRODUCT SPEC 108-2292
APPLICATION SPEC 114-13251
WEIGHT -

TE Connectivity

NAME RIGHT ANGLE WITH SHORT GUIDES AND LP CONTACTS ASSEMBLY MULTI-BEAM XLE

SIZE A1 | CAGE CODE 00779 | DRAWING NO C-6450830 | RESTRICTED TO -

CUSTOMER DRAWING | SCALE 4:1 | SHEET 18 OF 42 | REV S2

4805 (3/11)

THIS DRAWING IS UNPUBLISHED. RELEASED FOR PUBLICATION 20
© COPYRIGHT 20 - ALL RIGHTS RESERVED.

LOC	DIST
ES	00

REVISIONS

P	LTR	DESCRIPTION	DATE	DWN	APVD
	-	SEE SHEET 1	-	-	-

PART NUMBER	ROWS
3-6450830-7	D C B A

POWER: LP1 LP2 LP3 LP4 LP5 LP6 — SIGNAL: 1 2

LM LM LM

J J / K K / N N / S S

6LP + 8S

PART NUMBER	ROWS
3-6450830-8	D C B A

POWER: P1 P2 P3 P4 P5 — SIGNAL: 1 2 3 — POWER: P6 P7 P8 P9

TM TM TM TM TM

J J J / K K K / N N N / S S H

TM TM TM TM

HD HD

5ACP + 12S + 4ACP

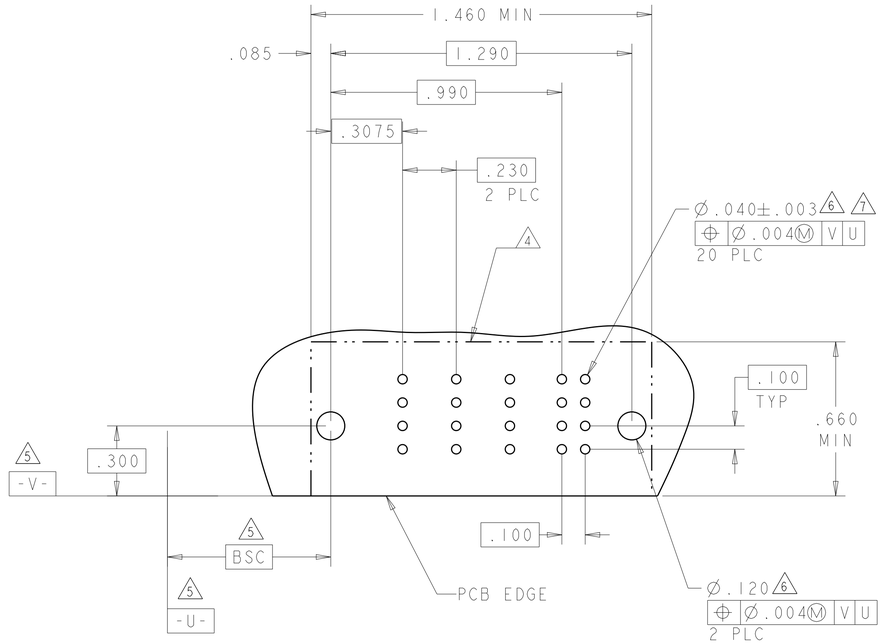

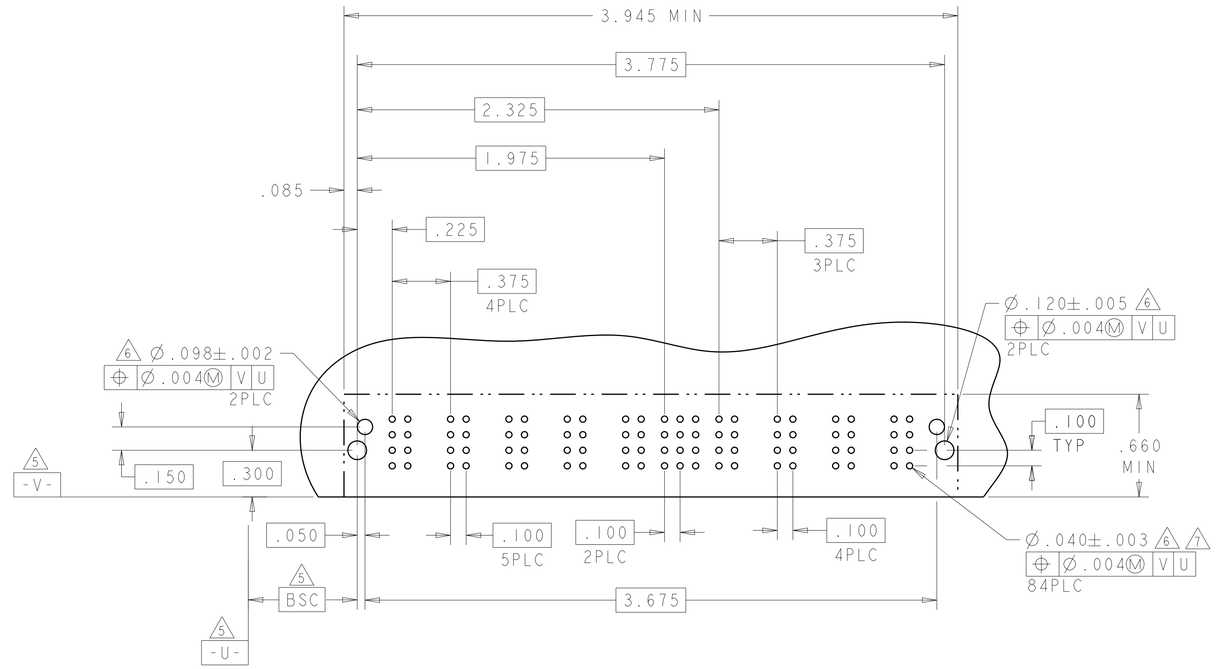

THIS DRAWING IS A CONTROLLED DOCUMENT.

DIMENSIONS: INCHES

TOLERANCES UNLESS OTHERWISE SPECIFIED:
0 PLC ±-
1 PLC ±-
2 PLC ±.01
3 PLC ±.005
4 PLC ±.0020
ANGLES ±2°

MATERIAL - -
FINISH - -

DWN S.ZHAO 10APR2007
CHK S.ZHAO 10APR2007
APVD S.ZHAO -
PRODUCT SPEC 108-2292
APPLICATION SPEC 114-13251
WEIGHT -

TE Connectivity

NAME RIGHT ANGLE WITH SHORT GUIDES AND LP CONTACTS ASSEMBLY MULTI-BEAM XLE

SIZE	CAGE CODE	DRAWING NO	RESTRICTED TO
A1	00779	C-6450830	-

CUSTOMER DRAWING

SCALE	SHEET	OF	REV
4:1	19	42	S2

4805 (3/11)

THIS DRAWING IS UNPUBLISHED. RELEASED FOR PUBLICATION 20
© COPYRIGHT 20 - ALL RIGHTS RESERVED.

LOC	DIST
ES	00

REVISIONS

P	LTR	DESCRIPTION	DATE	DWN	APVD
	-	SEE SHEET 1	-	-	-

(L)

PART NUMBER	ROWS		POWER P1	POWER P2	POWER P3	POWER P4	SIGNAL 1	SIGNAL 2	SIGNAL 3	POWER P5	POWER P6	POWER P7	POWER P8	
4-6450830-2	D		TM	TM	TM	TM	J	J	J	TM	TM	TM	TM	
	C						K	K	K					
	B						N	N	N					
	A	HD					S	S	S					HD

4P + 12S + 4P

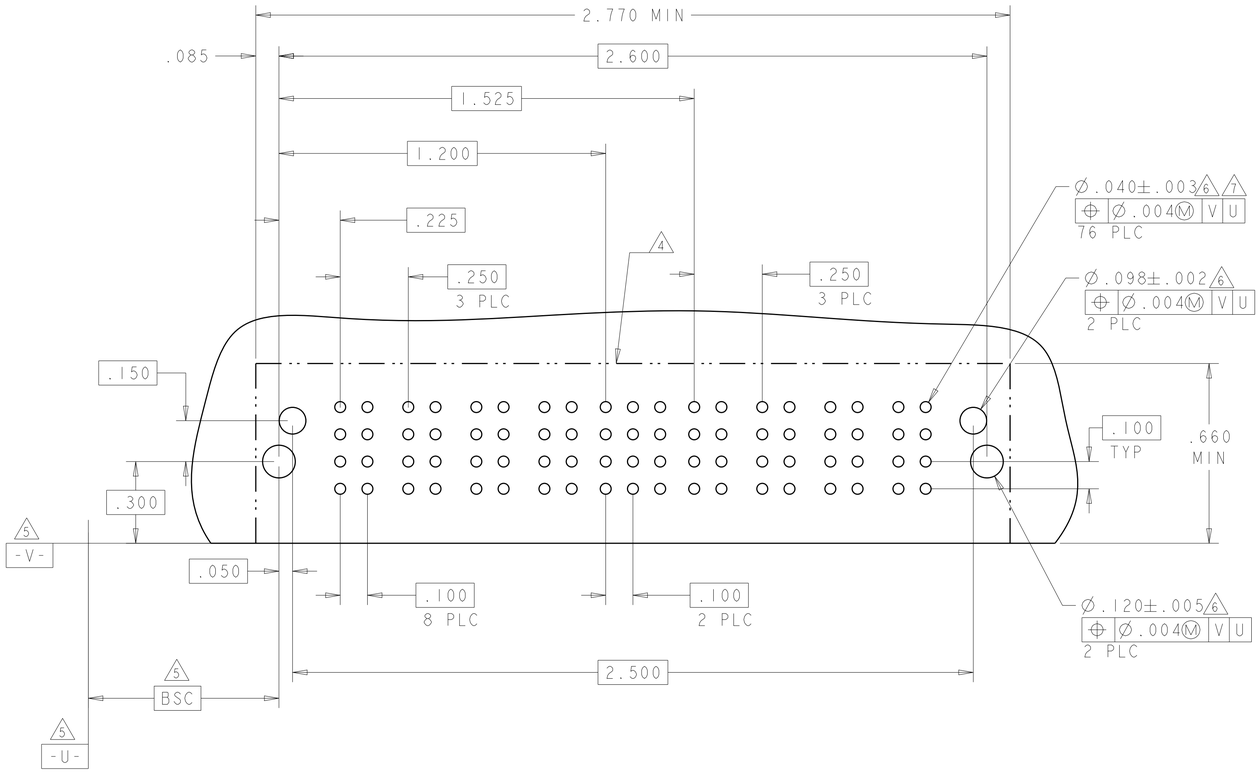

(N7)

PART NUMBER	ROWS		LOW POWER LP1	LOW POWER LP2	SIGNAL 1	SIGNAL 2	SIGNAL 3	SIGNAL 4	LOW POWER LP3	LOW POWER LP4	
6-6450830-0	D		LM	LM	J	J	J	E	LM	LM	
	C				K	K	K	K			
	B				N	N	N	N			
	A				S	S	S	S			

2LP + 16S + 2LP

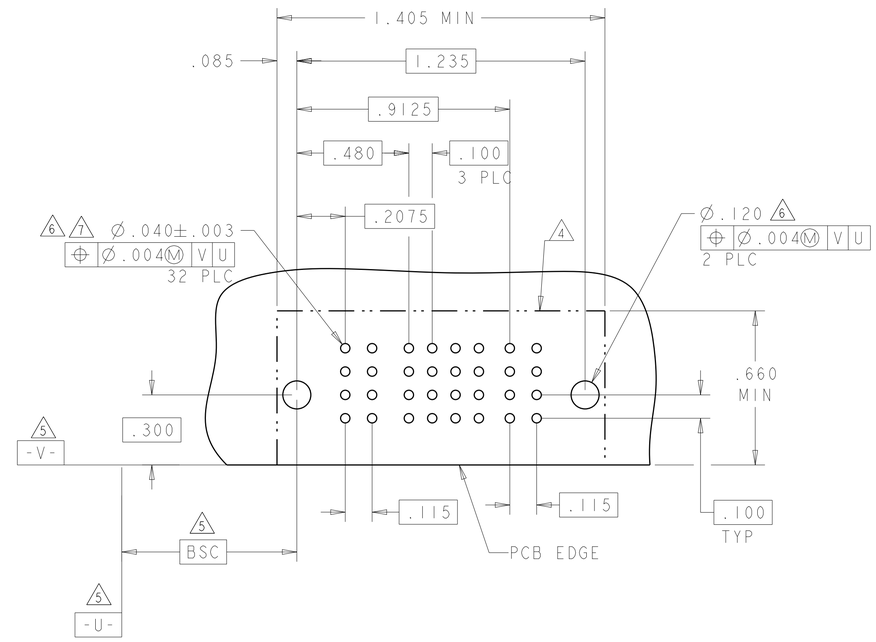

THIS DRAWING IS A CONTROLLED DOCUMENT.	DWN S.ZHAO 10APR2007	TE Connectivity	
DIMENSIONS: INCHES	CHK S.ZHAO 10APR2007	NAME RIGHT ANGLE WITH SHORT GUIDES AND LP CONTACTS ASSEMBLY MULTI-BEAM XLE	
TOLERANCES UNLESS OTHERWISE SPECIFIED: 0 PLC ±- 1 PLC ±- 2 PLC ±.01 3 PLC ±.005 4 PLC ±.0020 ANGLES ±2°	APVD S.ZHAO -		
	PRODUCT SPEC 108-2292		
	APPLICATION SPEC 114-13251	SIZE A1 / CAGE CODE 00779 / DRAWING NO C-6450830	RESTRICTED TO -
MATERIAL - -	WEIGHT -		
FINISH - -	CUSTOMER DRAWING	SCALE 4:1 / SHEET 20 OF 42	REV S2

4805 (3/11)

THIS DRAWING IS UNPUBLISHED. RELEASED FOR PUBLICATION 20
© COPYRIGHT 20 - ALL RIGHTS RESERVED.

LOC	DIST
ES	00

REVISIONS

P	LTR	DESCRIPTION	DATE	DWN	APVD
	-	SEE SHEET 1	-	-	-

L1

PART NUMBER	ROWS		POWER P1	P2	P3	P4	SIGNAL 1	2	3	POWER P5	P6	P7	P8	P9	P10	P11	P12	P13	P14	P15	P16	P17	P18	P19	P20	
4-6450830-3	D		TM	TM	TM	TM	J	J	J	TM	TM	TM	TM	TM	TM	TM	TM	TM	TM	TM	TM	TM	TM	TM	TM	
	C						K	K	K																	
	B						N	N	N																	
	A	HD					S	S	S																	HD
4P + 12S + 16P																										

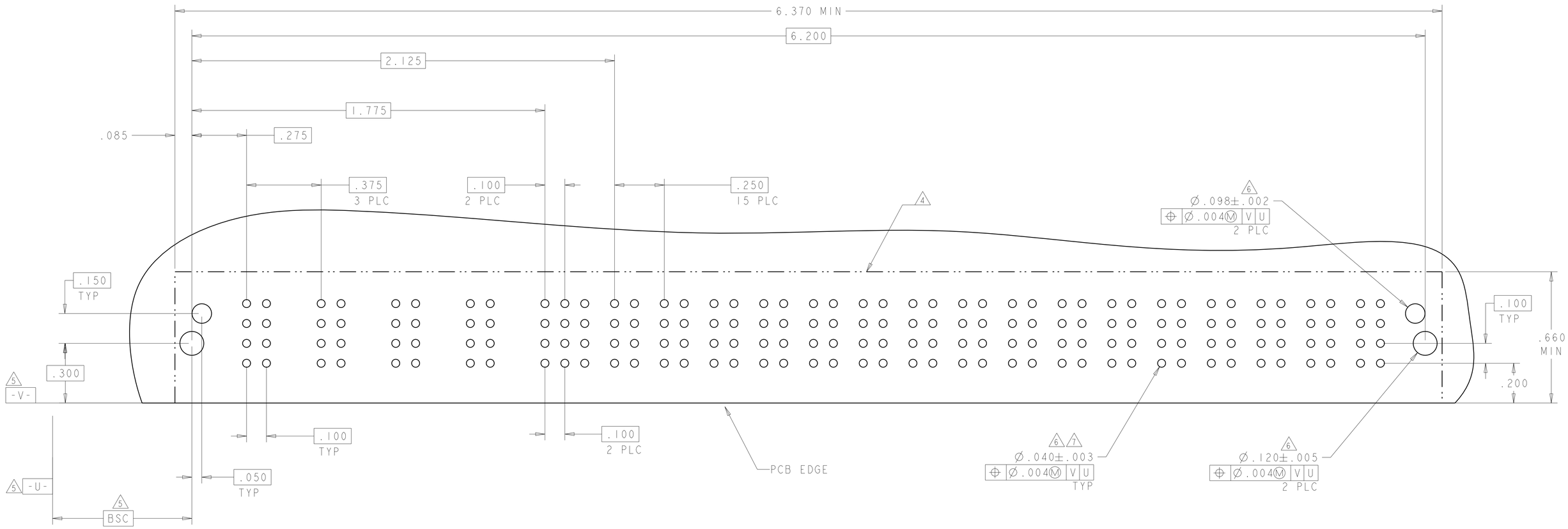

THIS DRAWING IS A CONTROLLED DOCUMENT.

DIMENSIONS: INCHES

TOLERANCES UNLESS OTHERWISE SPECIFIED:
0 PLC ±-
1 PLC ±-
2 PLC ±.01
3 PLC ±.005
4 PLC ±.0020
ANGLES ±2°

MATERIAL - -
FINISH - -

DWN S.ZHAO 10APR2007
CHK S.ZHAO 10APR2007
APVD S.ZHAO -
PRODUCT SPEC 108-2292
APPLICATION SPEC 114-13251
WEIGHT -

TE Connectivity

NAME RIGHT ANGLE WITH SHORT GUIDES AND LP CONTACTS ASSEMBLY MULTI-BEAM XLE

SIZE A1 | CAGE CODE 00779 | DRAWING NO C-6450830 | RESTRICTED TO -

CUSTOMER DRAWING | SCALE 4:1 | SHEET 21 OF 42 | REV S2

4805 (3/11)

THIS DRAWING IS UNPUBLISHED. RELEASED FOR PUBLICATION 20
© COPYRIGHT 20 - ALL RIGHTS RESERVED.

LOC	DIST
ES	00

REVISIONS

P	LTR	DESCRIPTION	DATE	DWN	APVD
	-	SEE SHEET 1	-	-	-

PART NUMBER	ROWS		POWER P1	POWER P2	SIGNAL 1	SIGNAL 2	SIGNAL 3	SIGNAL 4	POWER P3	POWER P4	
4-6450830-4	D		TM	TM	J	J	J	J	TM	TM	
	C				FK	FK	FK	FK			
	B				G	G	G	G			
	A	HD			S	S	S	S			HD
2P + 16S + 2P											

L3

PART NUMBER	ROWS		POWER P1	POWER P2	POWER P3	SIGNAL 1	SIGNAL 2	SIGNAL 3	SIGNAL 4	SIGNAL 5	SIGNAL 6	POWER P4	POWER P5	POWER P6	
4-6450830-5	D		TM		TM			J	J	J		TM	TM	TM	
	C							K	K	K					
	B							G	G	G					
	A	HD						S	S	S					HD
3P + 24S + 3P															

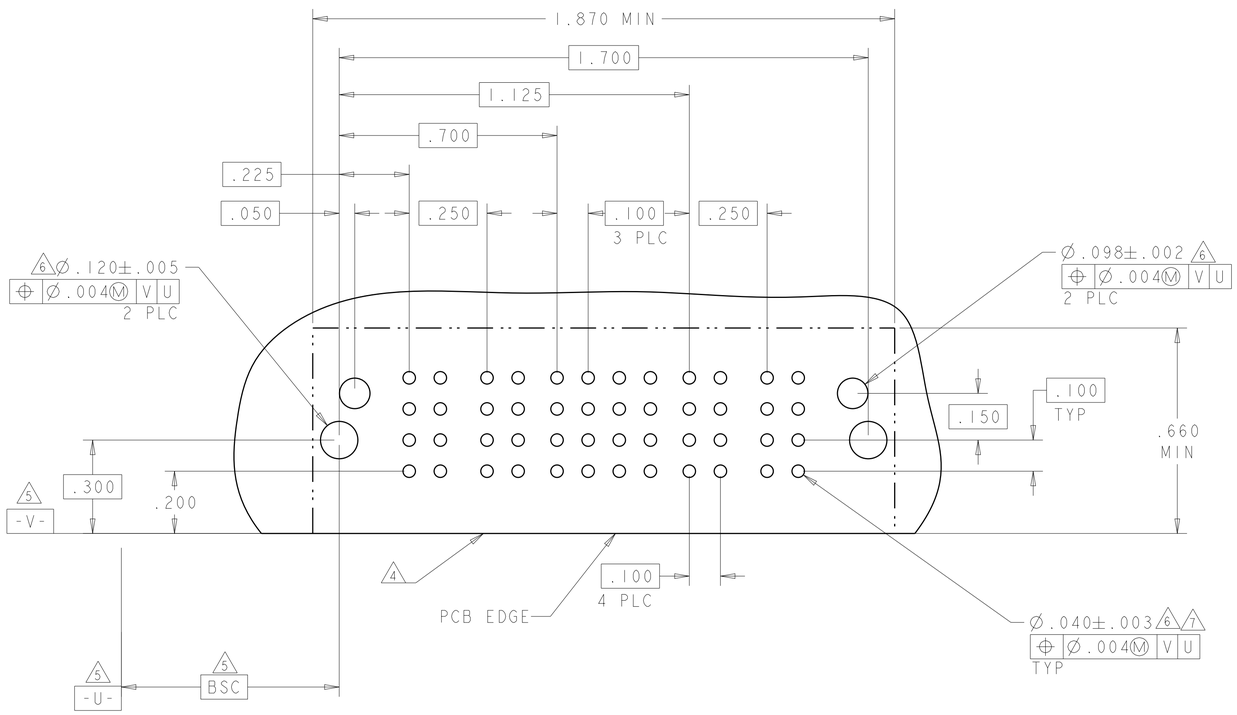

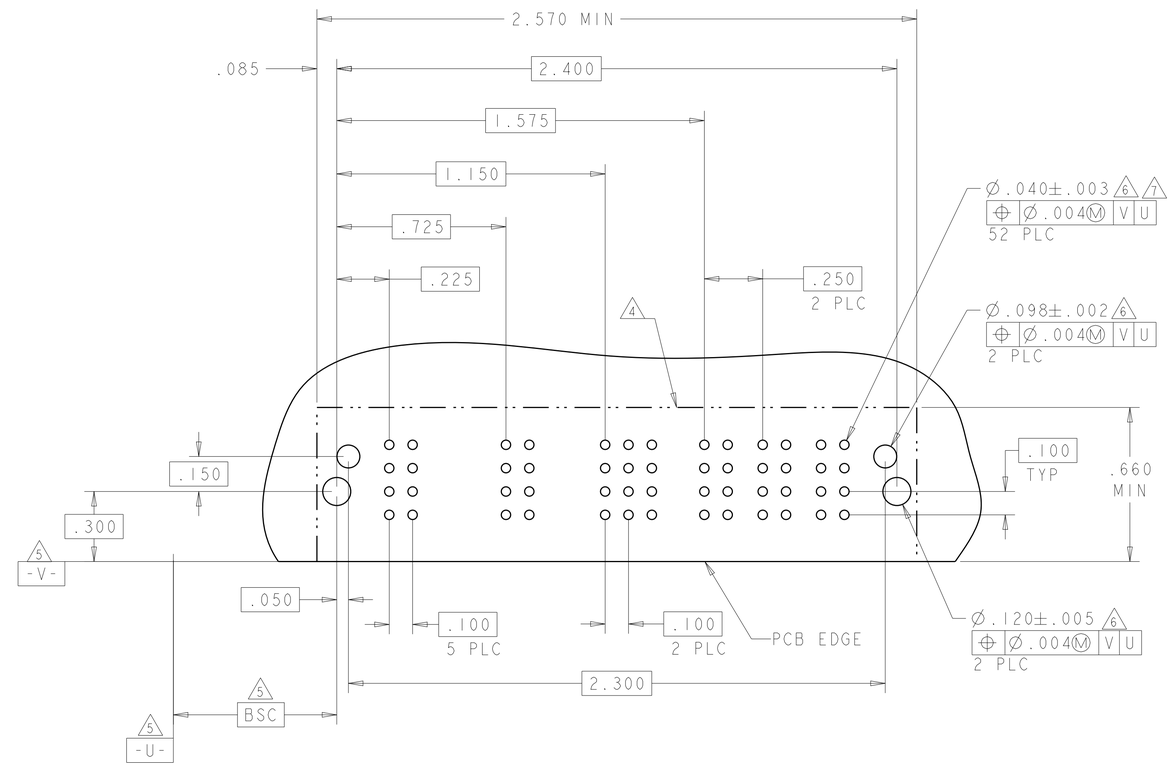

THIS DRAWING IS A CONTROLLED DOCUMENT.

DIMENSIONS: INCHES

TOLERANCES UNLESS OTHERWISE SPECIFIED:
0 PLC ±-
1 PLC ±-
2 PLC ±.01
3 PLC ±.005
4 PLC ±.0020
ANGLES ±2°

MATERIAL - -
FINISH - -

DWN S.ZHAO 10APR2007
CHK S.ZHAO 10APR2007
APVD S.ZHAO -
PRODUCT SPEC 108-2292
APPLICATION SPEC 114-13251
WEIGHT -

TE Connectivity

NAME RIGHT ANGLE WITH SHORT GUIDES AND LP CONTACTS ASSEMBLY MULTI-BEAM XLE

SIZE A1 | CAGE CODE 00779 | DRAWING NO C-6450830 | RESTRICTED TO -

CUSTOMER DRAWING | SCALE 4:1 | SHEET 22 OF 42 | REV S2

4805 (3/11)

THIS DRAWING IS UNPUBLISHED. RELEASED FOR PUBLICATION 20
© COPYRIGHT 20 - ALL RIGHTS RESERVED.

LOC	DIST
ES	00

REVISIONS

P	LTR	DESCRIPTION	DATE	DWN	APVD
	-	SEE SHEET 1	-	-	-

PART NUMBER	ROWS
4-6450830-6	D C B A
2P + 16S + 2P	

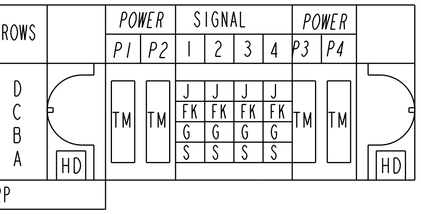

PART NUMBER	ROWS
4-6450830-7	D C B A
2LP + 8S + 2P	

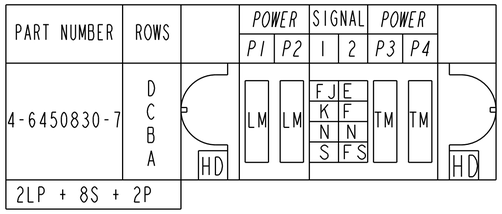

N4

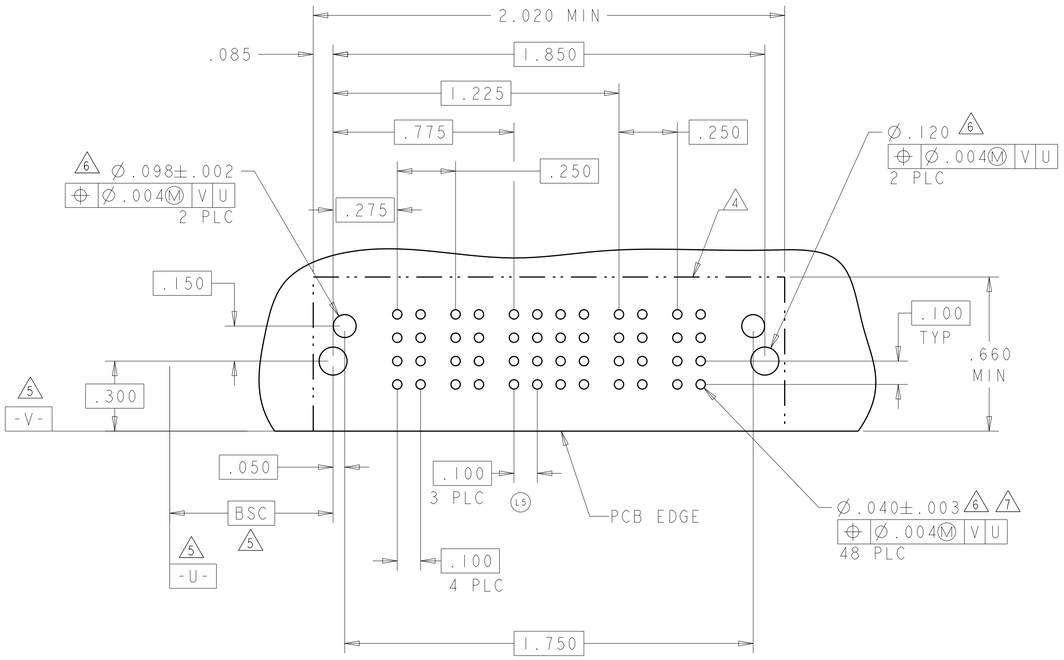

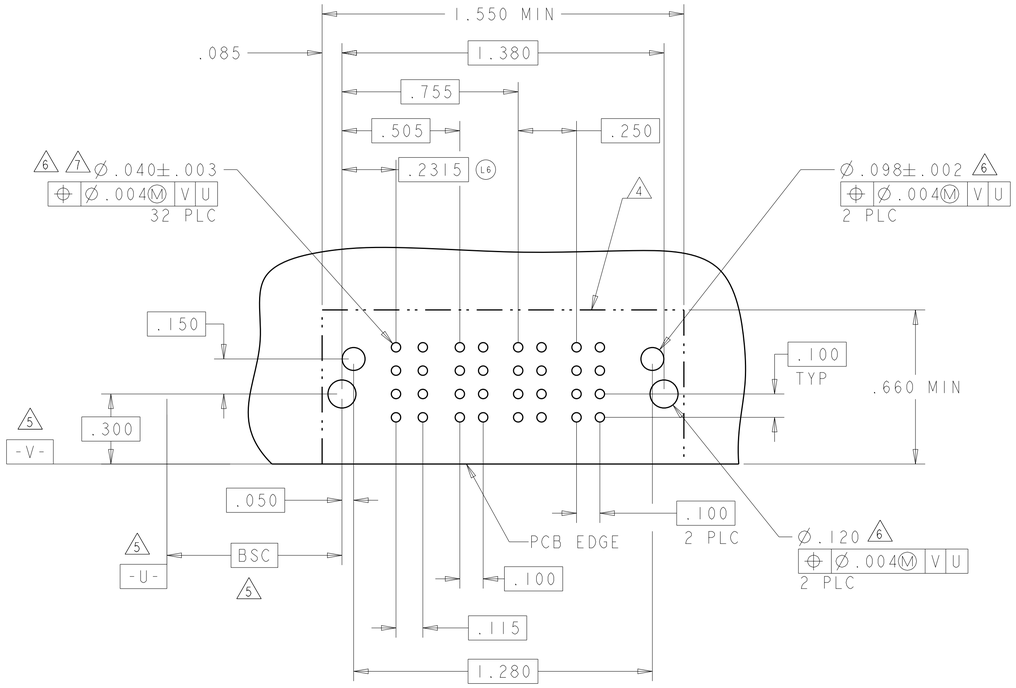

THIS DRAWING IS A CONTROLLED DOCUMENT.

DIMENSIONS: INCHES

TOLERANCES UNLESS OTHERWISE SPECIFIED:
0 PLC ±-
1 PLC ±-
2 PLC ±.01
3 PLC ±.005
4 PLC ±.0020
ANGLES ±2°

MATERIAL - -
FINISH - -

DWN S.ZHAO 10APR2007
CHK S.ZHAO 10APR2007
APVD S.ZHAO -
PRODUCT SPEC 108-2292
APPLICATION SPEC 114-13251
WEIGHT -

TE Connectivity

NAME RIGHT ANGLE WITH SHORT GUIDES AND LP CONTACTS ASSEMBLY MULTI-BEAM XLE

SIZE A1 | CAGE CODE 00779 | DRAWING NO C-6450830 | RESTRICTED TO -

CUSTOMER DRAWING | SCALE 4:1 | SHEET 23 OF 42 | REV S2

THIS DRAWING IS UNPUBLISHED. RELEASED FOR PUBLICATION 20
© COPYRIGHT 20 - ALL RIGHTS RESERVED.

LOC	DIST
ES	00

REVISIONS

P	LTR	DESCRIPTION	DATE	DWN	APVD
	-	SEE SHEET 1	-	-	-

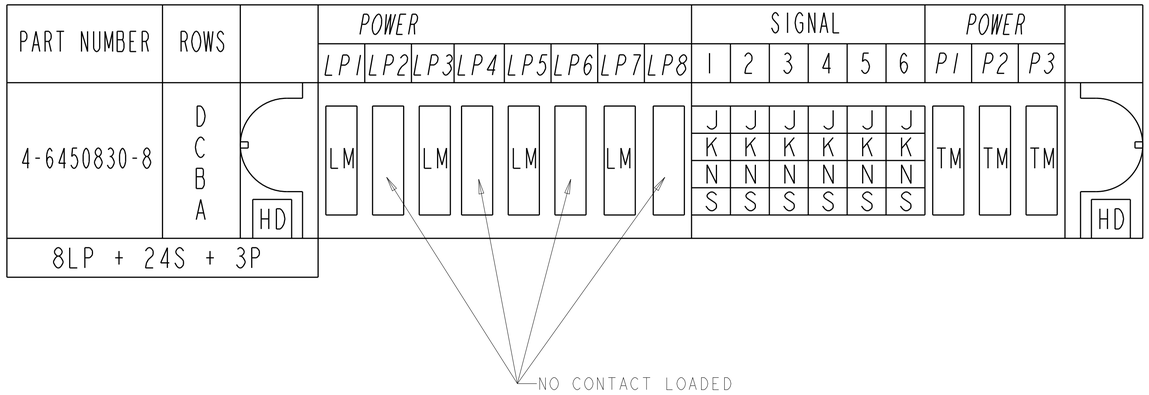

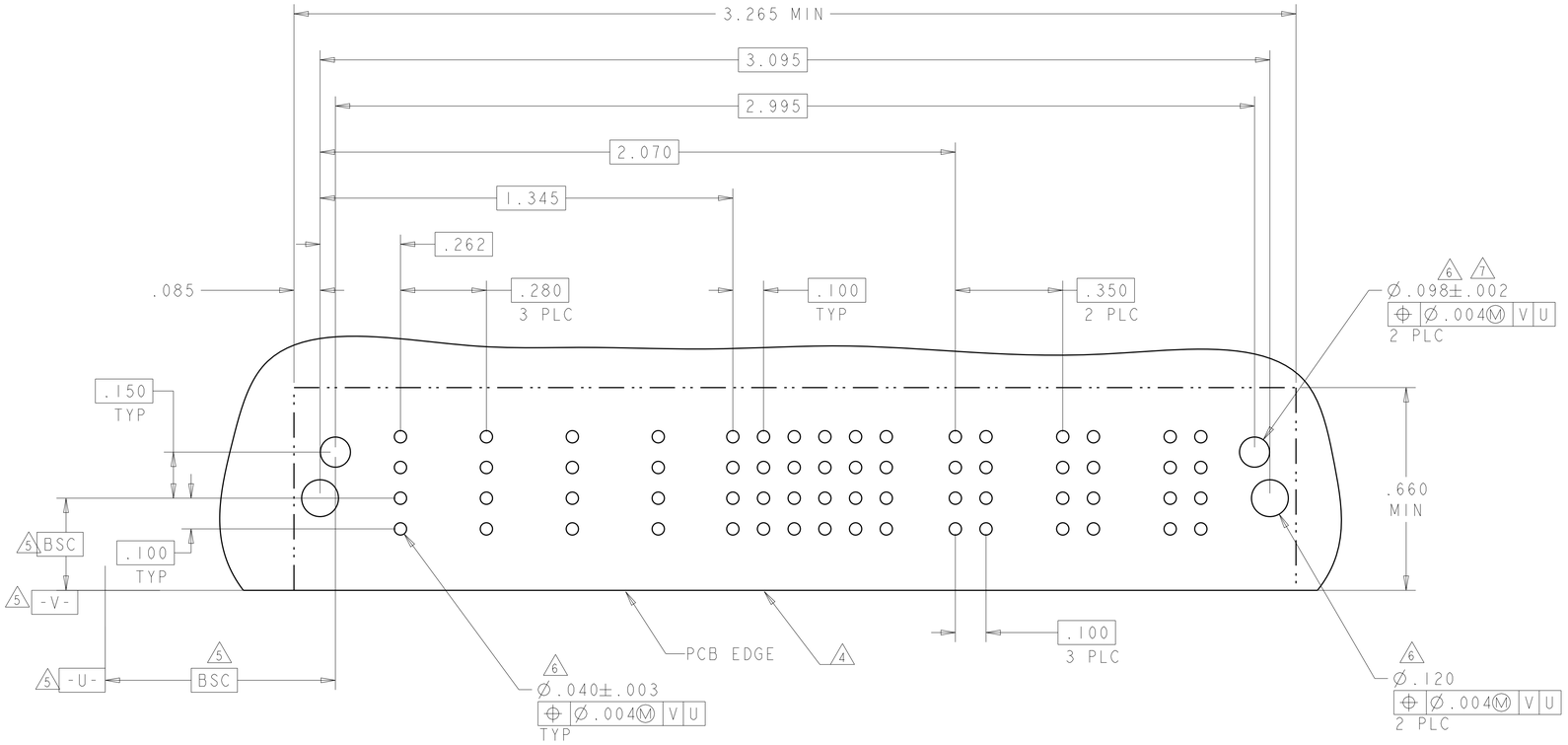

THIS DRAWING IS A CONTROLLED DOCUMENT.

DIMENSIONS: INCHES

TOLERANCES UNLESS OTHERWISE SPECIFIED:
0 PLC ±-
1 PLC ±-
2 PLC ±.01
3 PLC ±.005
4 PLC ±.0020
ANGLES ±2°

MATERIAL - -
FINISH - -

DWN S.ZHAO 10APR2007
CHK S.ZHAO 10APR2007
APVD S.ZHAO -
PRODUCT SPEC 108-2292
APPLICATION SPEC 114-13251
WEIGHT -

TE Connectivity

NAME RIGHT ANGLE WITH SHORT GUIDES AND LP CONTACTS ASSEMBLY MULTI-BEAM XLE

SIZE	CAGE CODE	DRAWING NO	RESTRICTED TO
A1	00779	C-6450830	-

CUSTOMER DRAWING | SCALE 4:1 | SHEET 24 OF 42 | REV S2

4805 (3/11)

THIS DRAWING IS UNPUBLISHED. RELEASED FOR PUBLICATION 20
© COPYRIGHT 20 - ALL RIGHTS RESERVED.

LOC	DIST
ES	00

REVISIONS

P	LTR	DESCRIPTION	DATE	DWN	APVD
	-	SEE SHEET 1	-	-	-

L8

PART NUMBER	ROWS		POWER			SIGNAL						POWER			
			P1	P2	P3	1	2	3	4	5	6	P4	P5	P6	
4-6450830-9	D		TM		TM				J	J		TM	TM	TM	
	C								K	K					
	B								G	G					
	A	HD							S	S					HD

3P + 24S + 3P

NO CONTACT LOADED

M

PART NUMBER	ROWS		POWER		SIGNAL		POWER			
			P1	P2	1	2	P3	P4	P5	
5-6450830-0	D		LM	LM	J	J	LMF	LMF	LMF	
	C				K	K				
	B				N	N				
	A	HD			S	S				HD

2LP + 8S + 3LP

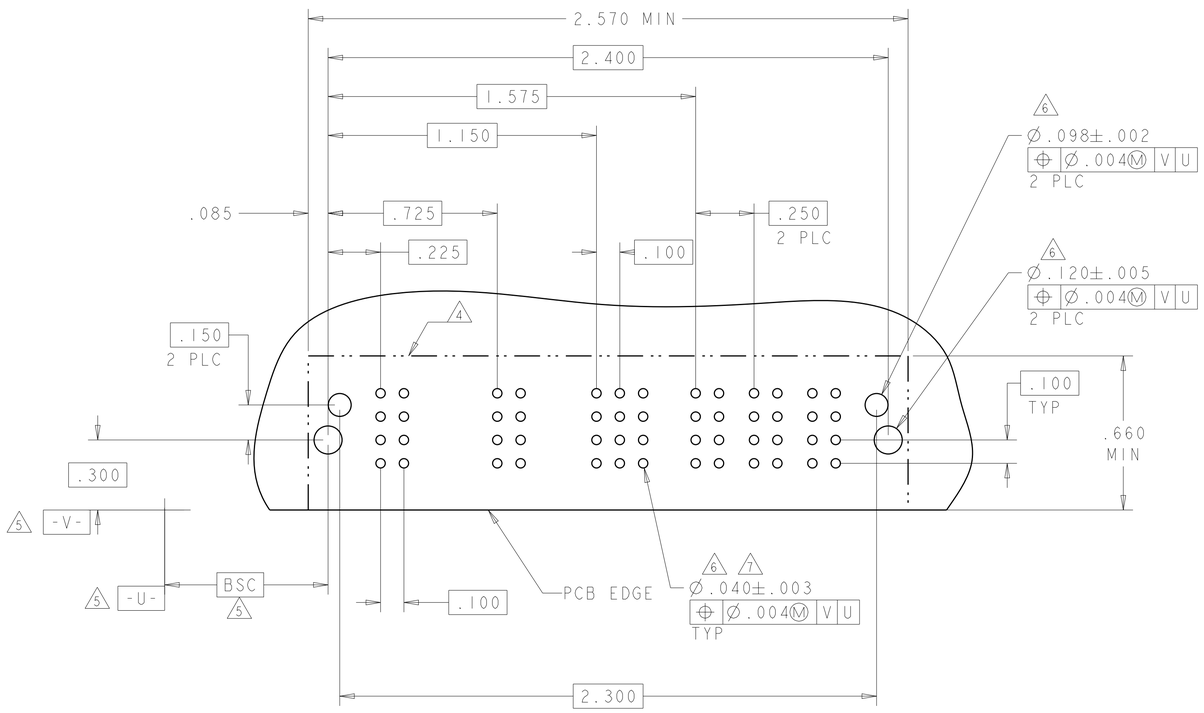

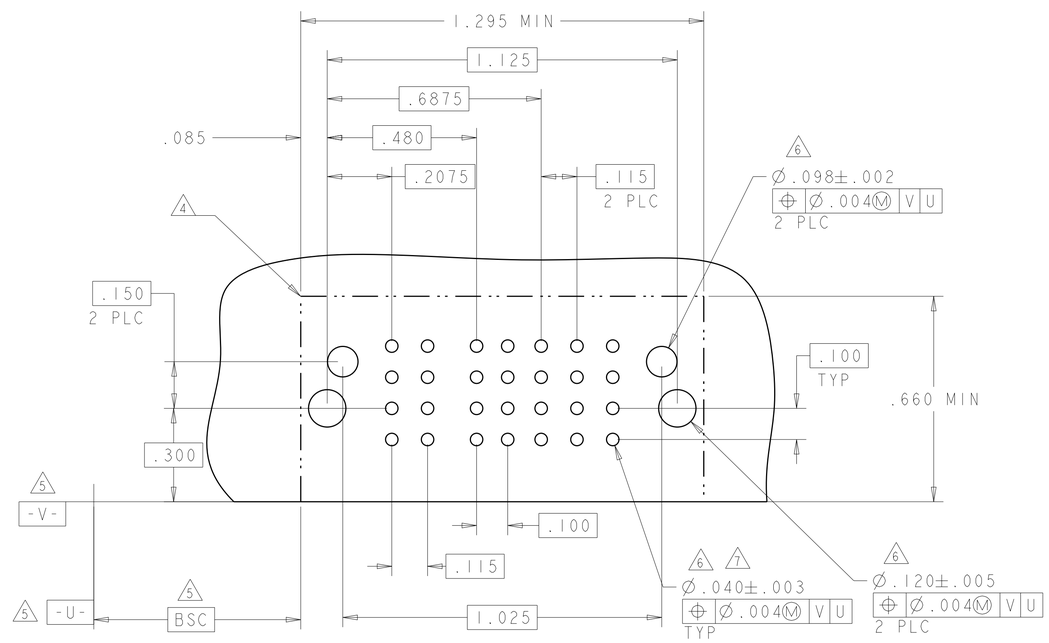

THIS DRAWING IS A CONTROLLED DOCUMENT.

DIMENSIONS: INCHES

TOLERANCES UNLESS OTHERWISE SPECIFIED:
0 PLC ±-
1 PLC ±-
2 PLC ±.01
3 PLC ±.005
4 PLC ±.0020
ANGLES ±2°

MATERIAL - - -
FINISH - - -

DWN S. ZHAO 10APR2007
CHK S. ZHAO 10APR2007
APVD S. ZHAO -
PRODUCT SPEC 108-2292
APPLICATION SPEC 114-13251
WEIGHT -

TE Connectivity

NAME
RIGHT ANGLE WITH SHORT GUIDES
AND LP CONTACTS ASSEMBLY
MULTI-BEAM XLE

SIZE	CAGE CODE	DRAWING NO	RESTRICTED TO
A1	00779	C-6450830	-

CUSTOMER DRAWING

SCALE	SHEET	OF	REV
4:1	25	42	S2

THIS DRAWING IS UNPUBLISHED. RELEASED FOR PUBLICATION 20
© COPYRIGHT 20 - ALL RIGHTS RESERVED.

LOC	DIST
ES	00

REVISIONS

P	LTR	DESCRIPTION	DATE	DWN	APVD
	-	SEE SHEET 1	-	-	-

PART NUMBER	ROWS		POWER P1	SIGNAL 1	2	3	4	5	6	POWER P2	
5-6450830-1	D		TM	J	J	J	J	J	J	TM	
	C			K	K	K	K	K	K		
	B			N	N	N	N	N	N		
	A	HD		H	S	S	S	S	S		HD
1P + 24S + 1P											

M4

PART NUMBER	ROWS		POWER P1	P2	P3	P4	SIGNAL 1	2	3	4	5	POWER P5	P6	P7	P8	
5-6450830-2	D		TM	TM	TM	TM	J	J	J	J	J	TM	TM	TM	TM	
	C						K	K	K	K	K					
	B						N	N	N	N	N					
	A	HD					H	S	S	S	S					HD
4P + 20S + 4P																

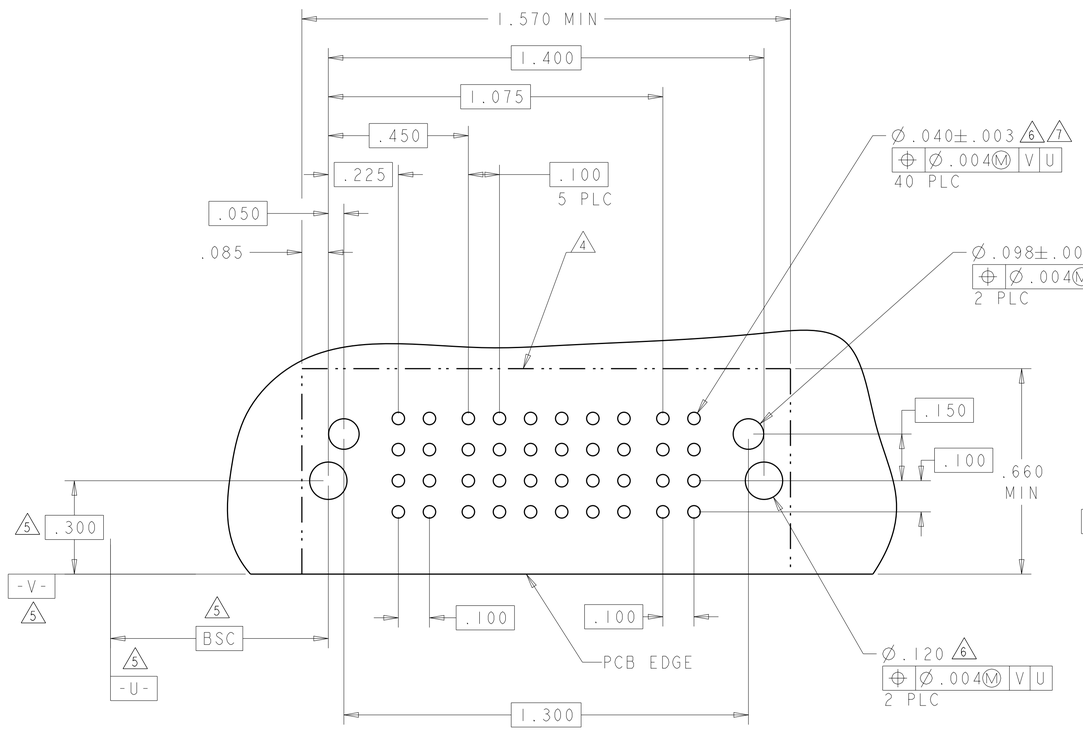

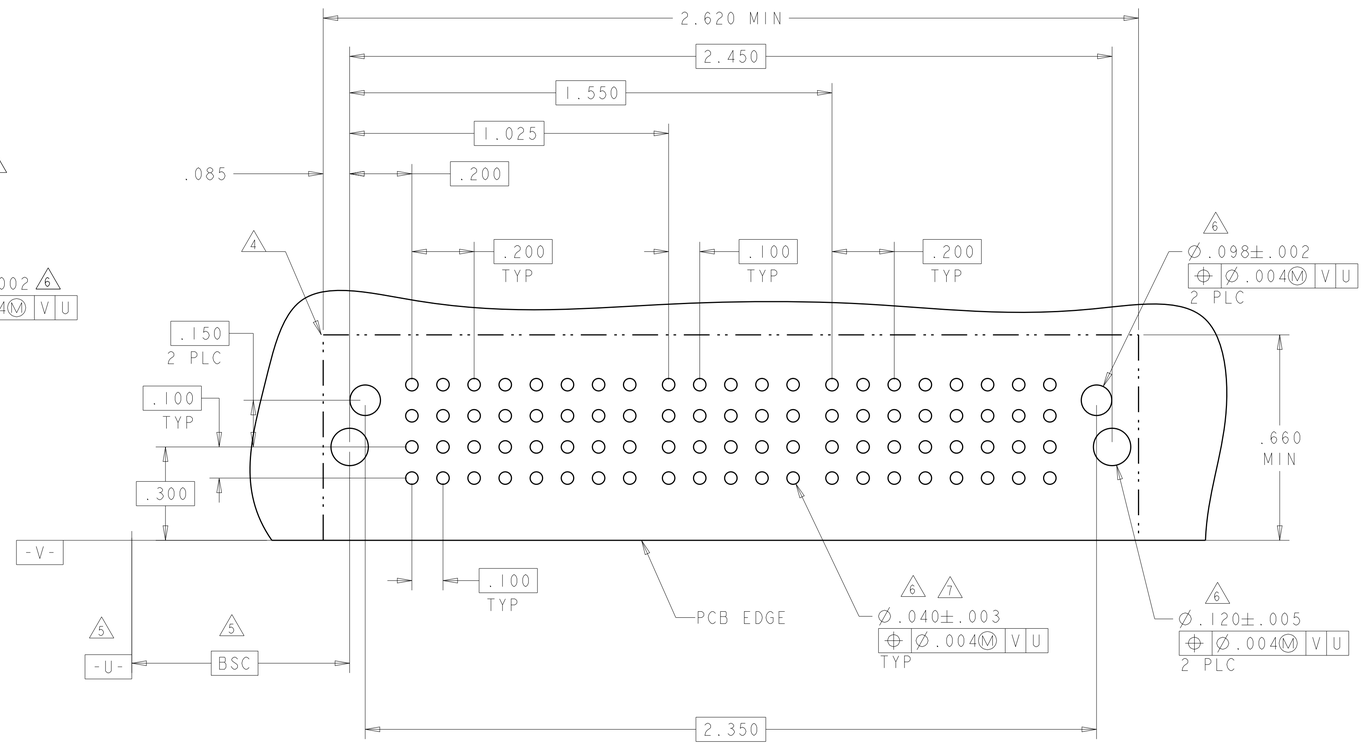

THIS DRAWING IS A CONTROLLED DOCUMENT.

DIMENSIONS: INCHES

TOLERANCES UNLESS OTHERWISE SPECIFIED:
0 PLC ±-
1 PLC ±-
2 PLC ±.01
3 PLC ±.005
4 PLC ±.0020
ANGLES ±2°

MATERIAL - -
FINISH - -

DWN S.ZHAO 10APR2007
CHK S.ZHAO 10APR2007
APVD S.ZHAO -
PRODUCT SPEC 108-2292
APPLICATION SPEC 114-13251
WEIGHT -

TE Connectivity

NAME RIGHT ANGLE WITH SHORT GUIDES AND LP CONTACTS ASSEMBLY MULTI-BEAM XLE

SIZE	CAGE CODE	DRAWING NO	RESTRICTED TO
A1	00779	C-6450830	-

WEIGHT - | SCALE 4:1 | SHEET 26 OF 42 | REV S2

CUSTOMER DRAWING

4805 (3/11)

THIS DRAWING IS UNPUBLISHED. RELEASED FOR PUBLICATION 20
© COPYRIGHT 20 - ALL RIGHTS RESERVED.

LOC	DIST
ES	00

REVISIONS

P	LTR	DESCRIPTION	DATE	DWN	APVD
	-	SEE SHEET 1	-	-	-

M5

PART NUMBER	ROWS		POWER P1	POWER P2	POWER P3	SIGNAL 1	SIGNAL 2	SIGNAL 3	SIGNAL 4	POWER P4	POWER P5	POWER P6	POWER P7	
5-6450830-3	D		TM	TM	TM	J	J	J	J	TM	TM	TM	TM	
	C					K	K	K	K					
	B					N	G	N	N					
	A	HD				S	S	S	S					HD

3ACP + 16S + 4P

PART NUMBER	ROWS		POWER P1	POWER P2	SIGNAL 1	SIGNAL 2	POWER P4	POWER P5	
5-6450830-4	D		TM	TM	J	J	TM	TM	
	C				K	K			
	B				N	N			
	A	HD			S	S			HD

2P + 8S + 2P

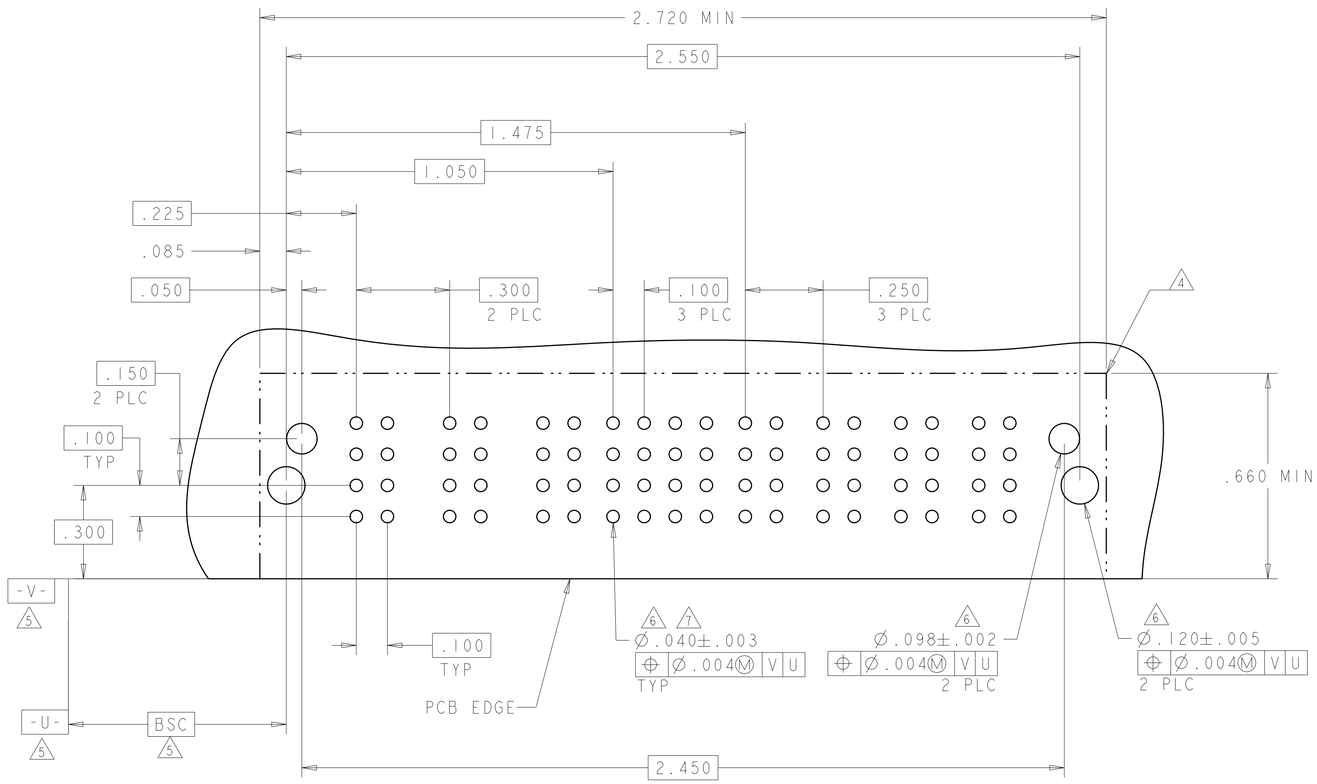

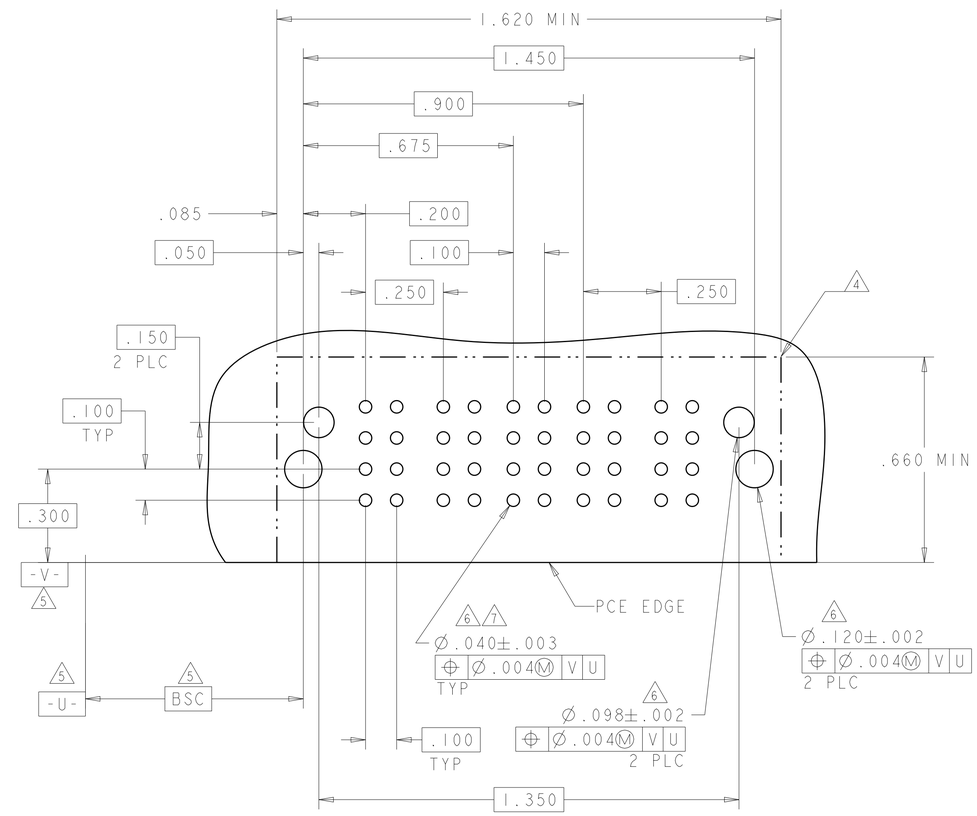

THIS DRAWING IS A CONTROLLED DOCUMENT.

DIMENSIONS: INCHES

TOLERANCES UNLESS OTHERWISE SPECIFIED:
0 PLC ±-
1 PLC ±-
2 PLC ±.01
3 PLC ±.005
4 PLC ±.0020
ANGLES ±2°

MATERIAL - - -
FINISH - - -

DWN S.ZHAO 10APR2007
CHK S.ZHAO 10APR2007
APVD S.ZHAO -
PRODUCT SPEC 108-2292
APPLICATION SPEC 114-13251
WEIGHT -

TE Connectivity

NAME RIGHT ANGLE WITH SHORT GUIDES AND LP CONTACTS ASSEMBLY MULTI-BEAM XLE

SIZE	CAGE CODE	DRAWING NO	RESTRICTED TO
A1	00779	C-6450830	-

CUSTOMER DRAWING SCALE 4:1 SHEET 27 OF 42 REV S2

4805 (3/11)

THIS DRAWING IS UNPUBLISHED. RELEASED FOR PUBLICATION 20
© COPYRIGHT 20 - ALL RIGHTS RESERVED.

LOC	DIST
ES	00

REVISIONS

P	LTR	DESCRIPTION	DATE	DWN	APVD
	-	SEE SHEET 1	-	-	-

PART NUMBER	ROWS		POWER						SIGNAL			POWER		
			P1	P2	P3	P4	P5	P6	1	2	3	P7	P8	
5-6450830-5	D C B A	HD	TM	TM	TM	TM	TM	TM	J K N S	J K N S	J K N H	LML	LML	HD
3ACP+3P+12S+2LP														

8

8
.300
2 PLC

PART NUMBER	ROWS		POWER			SIGNAL				POWER					
			P1	P2	P3	1	2	3	4	P4	P5	P6	P7	P8	
5-6450830-6	D		TM	TM	TM	J	J	J	J	TM	TM	TM	TM	TM	
	C					K	K	K	K						
	B					N	N	N	N						
	A	HD				S	S	S	S						HD
3ACP + 16S + 5P															

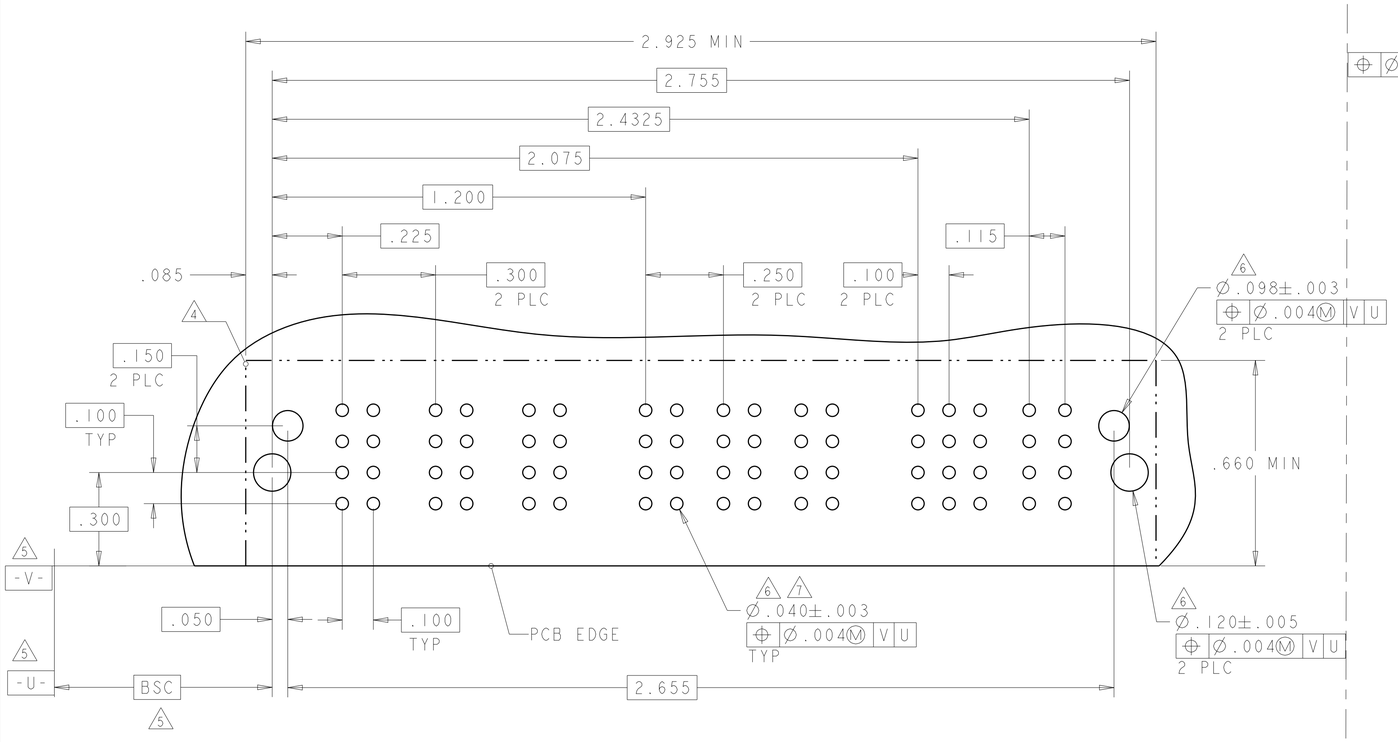

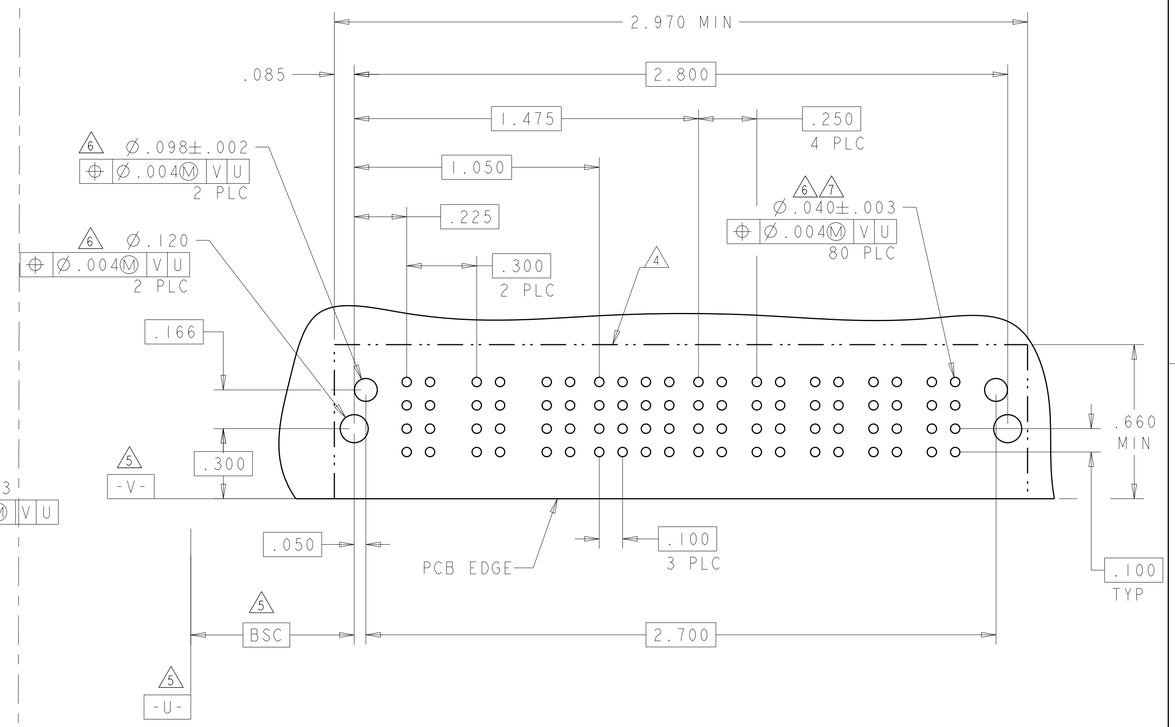

THIS DRAWING IS A CONTROLLED DOCUMENT.	DWN S.ZHAO 10APR2007	TE Connectivity	
DIMENSIONS: INCHES	CHK S.ZHAO 10APR2007	NAME RIGHT ANGLE WITH SHORT GUIDES AND LP CONTACTS ASSEMBLY MULTI-BEAM XLE	
TOLERANCES UNLESS OTHERWISE SPECIFIED: 0 PLC ±- 1 PLC ±- 2 PLC ±.01 3 PLC ±.005 4 PLC ±.0020 ANGLES ±2°	APVD S.ZHAO	PRODUCT SPEC 108-2292	
		APPLICATION SPEC 114-13251	
MATERIAL - -	WEIGHT -	SIZE A1 / CAGE CODE 00779 / DRAWING NO C-6450830	RESTRICTED TO -
FINISH - -	CUSTOMER DRAWING	SCALE 4:1 / SHEET 28 OF 42	REV S2

4805 (3/11)

THIS DRAWING IS UNPUBLISHED. RELEASED FOR PUBLICATION 20
© COPYRIGHT 20 - ALL RIGHTS RESERVED.

LOC	DIST
ES	00

REVISIONS

P	LTR	DESCRIPTION	DATE	DWN	APVD
	-	SEE SHEET 1	-	-	-

PART NUMBER	ROWS		POWER P1	POWER P2	POWER P3	POWER P4	SIGNAL 1	SIGNAL 2	SIGNAL 3	SIGNAL 4	SIGNAL 5	SIGNAL 6	POWER P5	POWER P6	POWER P7	POWER P8	
5-6450830-7	D		TM	TM	TM	TM	J	J	J	J	J	J	TM	TM	TM	TM	
	C						K	K	K	K	K	K					
	B						N	N	N	N	N	N					
	A	HD					S	S	S	S	S	H					HD
4P + 24S + 4P																	

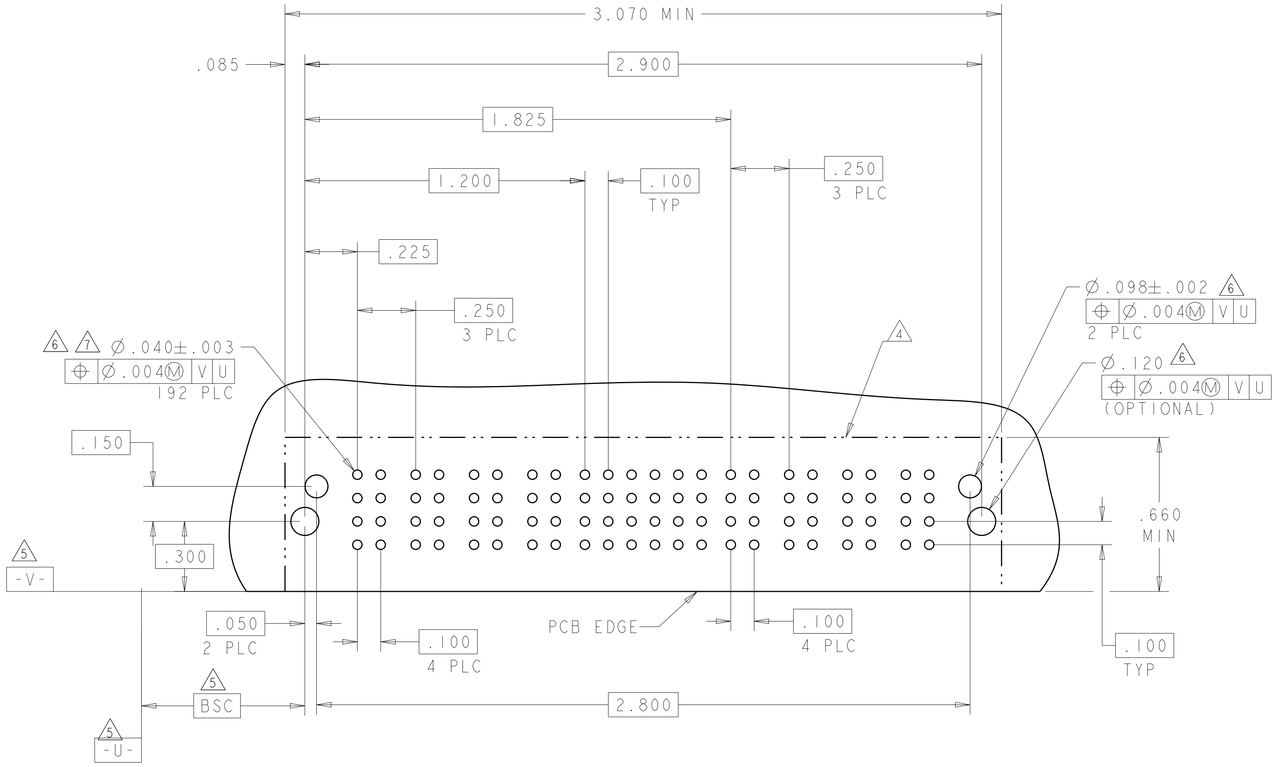

THIS DRAWING IS A CONTROLLED DOCUMENT.

DIMENSIONS: INCHES

TOLERANCES UNLESS OTHERWISE SPECIFIED:
0 PLC ±-
1 PLC ±-
2 PLC ±.01
3 PLC ±.005
4 PLC ±.0020
ANGLES ±2°

MATERIAL - -
FINISH - -

DWN S. ZHAO 10APR2007
CHK S. ZHAO 10APR2007
APVD S. ZHAO -
PRODUCT SPEC 108-2292
APPLICATION SPEC 114-13251
WEIGHT -

TE Connectivity

NAME RIGHT ANGLE WITH SHORT GUIDES AND LP CONTACTS ASSEMBLY MULTI-BEAM XLE

SIZE	CAGE CODE	DRAWING NO	RESTRICTED TO
A1	00779	C-6450830	-

CUSTOMER DRAWING SCALE 4:1 SHEET 29 OF 42 REV S2

4805 (3/11)

THIS DRAWING IS UNPUBLISHED. RELEASED FOR PUBLICATION 20
© COPYRIGHT 20 - ALL RIGHTS RESERVED.

LOC	DIST
ES	00

REVISIONS

P	LTR	DESCRIPTION	DATE	DWN	APVD
	-	SEE SHEET 1	-	-	-

N6

PART NUMBER	ROWS		POWER							SIGNAL							
			P1	P2	P3	P4	P5	P6	P7	1	2	3	4	5	6	P8	
5-6450830-8	D		TM	TM	TM	TM	TM	TM	TM	FJ	FJ	FJ	FJ	FJ	FJ	TM	
	C									K	K	K	K	K	K		
	B									N	N	N	N	N	N		
	A	HD								S	S	S	S	S	S		HD
7ACP + 24S + 1P																	

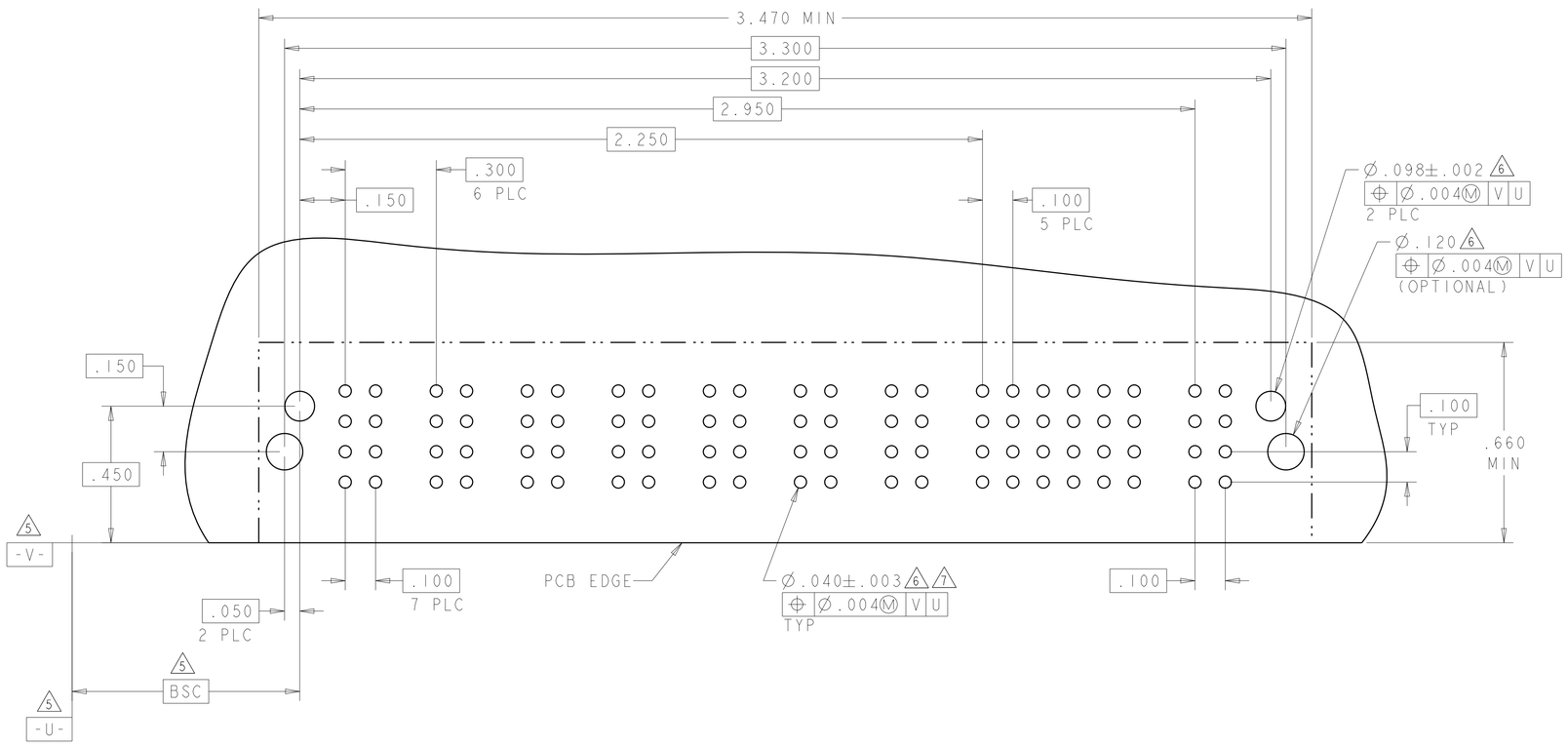

THIS DRAWING IS A CONTROLLED DOCUMENT.

DIMENSIONS: INCHES

TOLERANCES UNLESS OTHERWISE SPECIFIED:
0 PLC ±-
1 PLC ±-
2 PLC ±.01
3 PLC ±.005
4 PLC ±.0020
ANGLES ±2°

MATERIAL - -
FINISH - -

DWN S.ZHAO 10APR2007
CHK S.ZHAO 10APR2007
APVD S.ZHAO -
PRODUCT SPEC 108-2292
APPLICATION SPEC 114-13251
WEIGHT -

TE Connectivity

NAME RIGHT ANGLE WITH SHORT GUIDES AND LP CONTACTS ASSEMBLY MULTI-BEAM XLE

SIZE	CAGE CODE	DRAWING NO	RESTRICTED TO
A1	00779	C-6450830	-

CUSTOMER DRAWING

SCALE	SHEET	OF	REV
4:1	30	42	S2

THIS DRAWING IS UNPUBLISHED. RELEASED FOR PUBLICATION 20
© COPYRIGHT 20 - ALL RIGHTS RESERVED.

LOC	DIST
ES	00

REVISIONS

P	LTR	DESCRIPTION	DATE	DWN	APVD
	-	SEE SHEET 1	-	-	-

PART NUMBER	ROWS		POWER					SIGNAL						POWER	LOW POWER							
			P1	P2	P3	P4	P5	1	2	3	4	5	6	P6	LP1	LP2	LP3	LP4	LP5	LP6	LP7	
6-6450830-2	D		TM	TM		TM	TM	J	J	J	J	J	J	TM			LM		LM		LM	
	C							K	K	K	K	K	K									
	B							N	N	N	N	N	N									
	A	HD						S	S	S	S	S	S									HD

5HDP + 24S + 1P + 7LP

NO CONTACTS LOADED

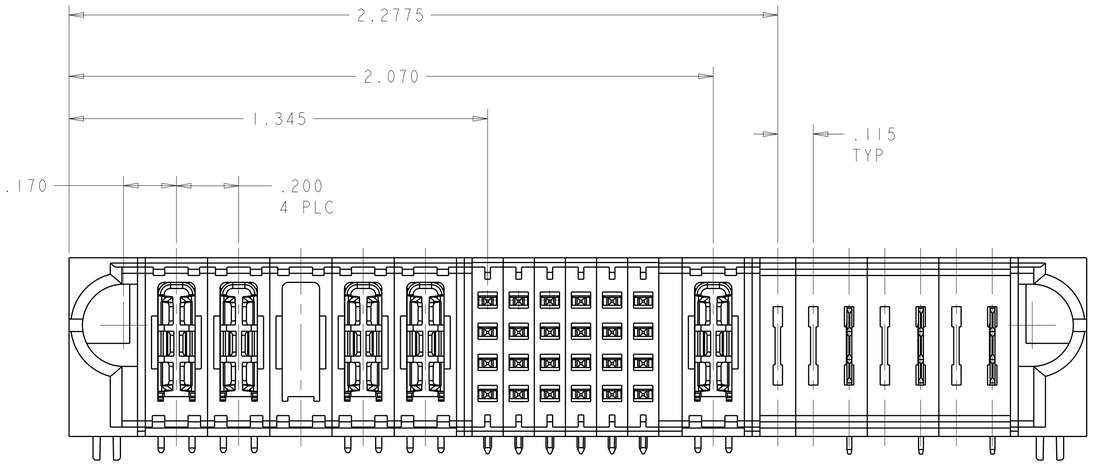

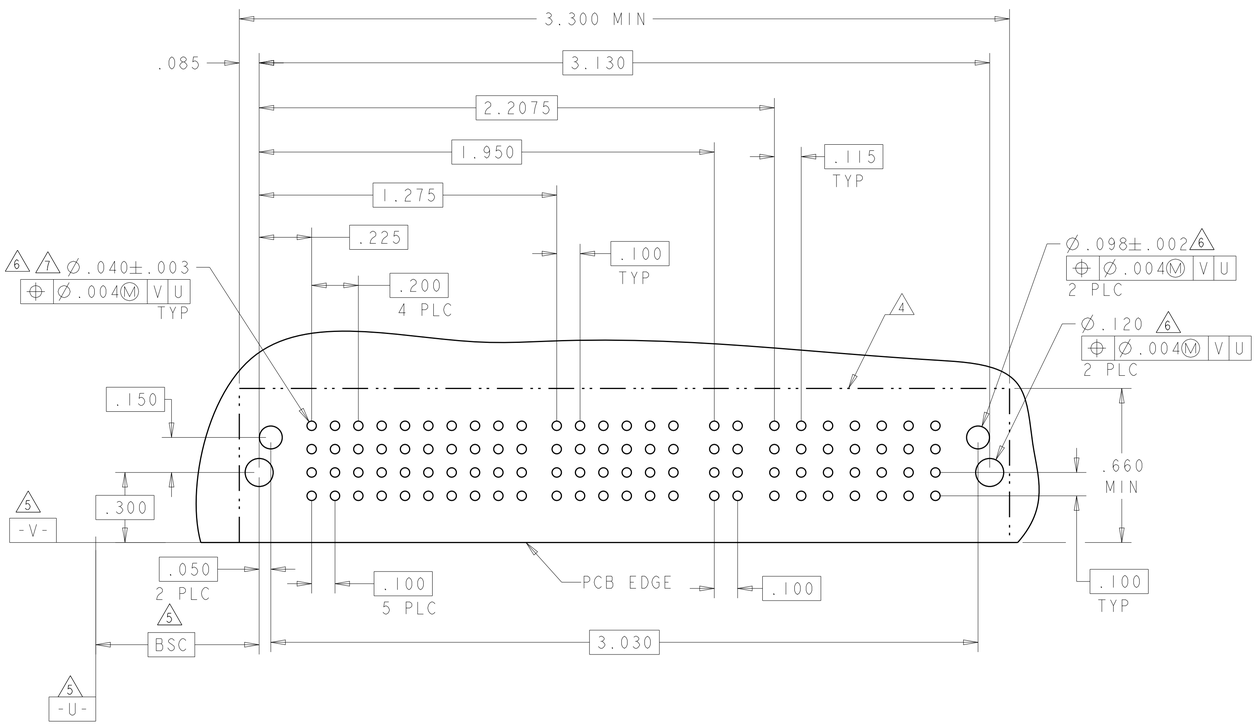

PART NUMBER	ROWS		POWER			SIGNAL					POWER			
			P1	P2	P3	1	2	3	4	5	P4	P5	P6	
6-6450830-4	D		TM	TM	TM	J	J	J	J	J	TM	TM	TM	
	C					K	K	K	K	K				
	B					N	N	N	N	N				
	A	HD				S	S	S	S	S				HD

3P + 20S + 3P

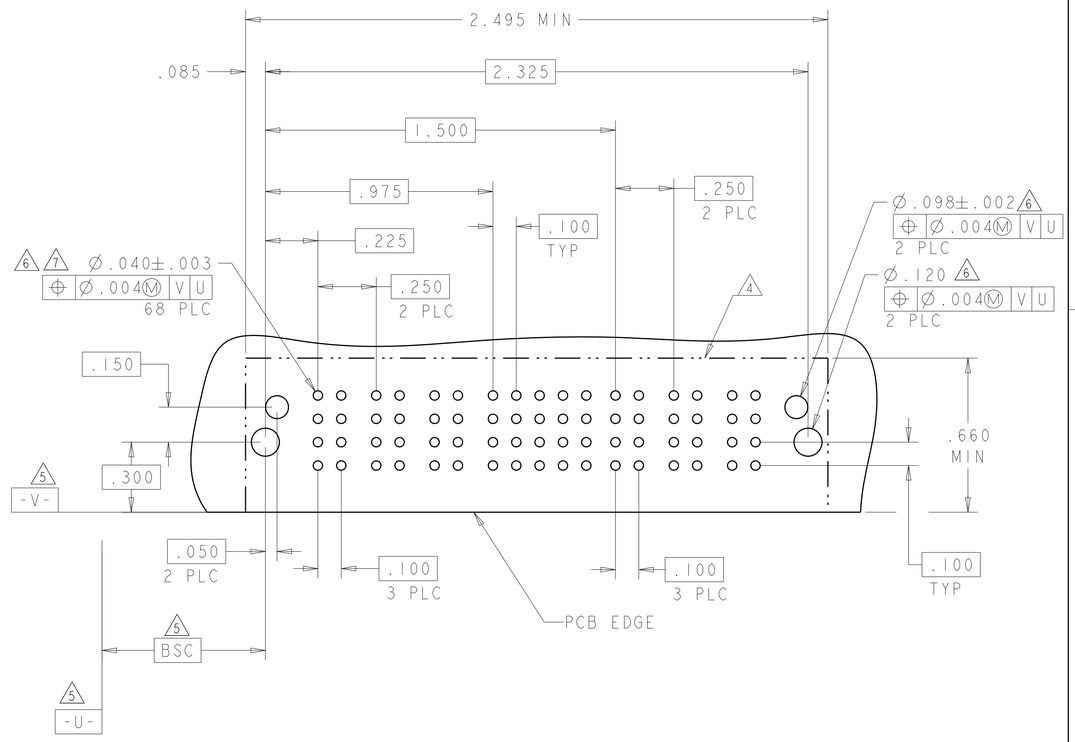

THIS DRAWING IS A CONTROLLED DOCUMENT.

DIMENSIONS: INCHES

TOLERANCES UNLESS OTHERWISE SPECIFIED:
0 PLC ±-
1 PLC ±-
2 PLC ±.01
3 PLC ±.005
4 PLC ±.0020
ANGLES ±2°

MATERIAL - -
FINISH - -

DWN	S.ZHAO	10APR2007
CHK	S.ZHAO	10APR2007
APVD	S.ZHAO	-
PRODUCT SPEC	108-2292	
APPLICATION SPEC	114-13251	
WEIGHT	-	

TE Connectivity

NAME: RIGHT ANGLE WITH SHORT GUIDES AND LP CONTACTS ASSEMBLY MULTI-BEAM XLE

SIZE	CAGE CODE	DRAWING NO	RESTRICTED TO
A1	00779	C-6450830	-

CUSTOMER DRAWING | SCALE 4:1 | SHEET 31 OF 42 | REV S2

4805 (3/11)

THIS DRAWING IS UNPUBLISHED. RELEASED FOR PUBLICATION 20
© COPYRIGHT 20 - ALL RIGHTS RESERVED.

LOC	DIST
ES	00

REVISIONS

P	LTR	DESCRIPTION	DATE	DWN	APVD
	-	SEE SHEET 1	-	-	-

PART NUMBER	ROWS		POWER						SIGNAL						POWER			
			P1	P2	P3	P4	P5	P6	1	2	3	4	5	6	P7	P8	P9	
6-6450830-3	D		TM	TM	TM	TM	TM	TM	J	J	J	J	J	J	TM	TM	TM	
	C								K	K	K	K	K	K				
	B								N	N	N	N	N	N				
	A	HD							S	S	S	S	S	S				HD
6P + 40S + 3ACP																		

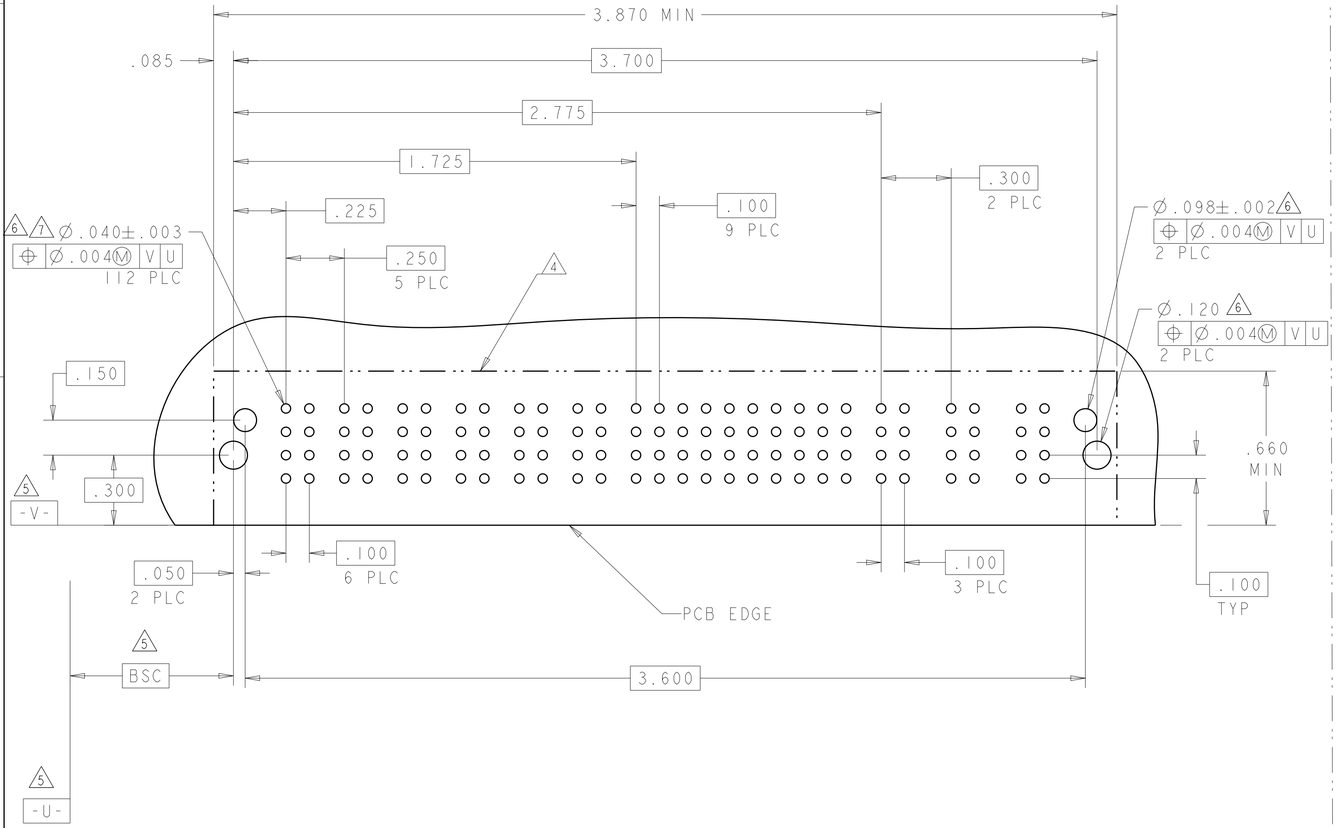

PART NUMBER	ROWS		POWER					SIGNAL						POWER				
			P1	P2	P3	P4	P5	1	2	3	4	5	6	LP1	LP2	LP3	LP4	
6-6450830-6	D		TM	TM	TM	TM	TM	J	J	J	J	J	J	LMF	LM	LM		
	C							K	K	K	K	K	K					
	B							N	N	N	N	N	N					
	A	HD						S	S	S	S	S	S					HD
5ACP + 24S + 4LP																		

NO CONTACTS LOADED

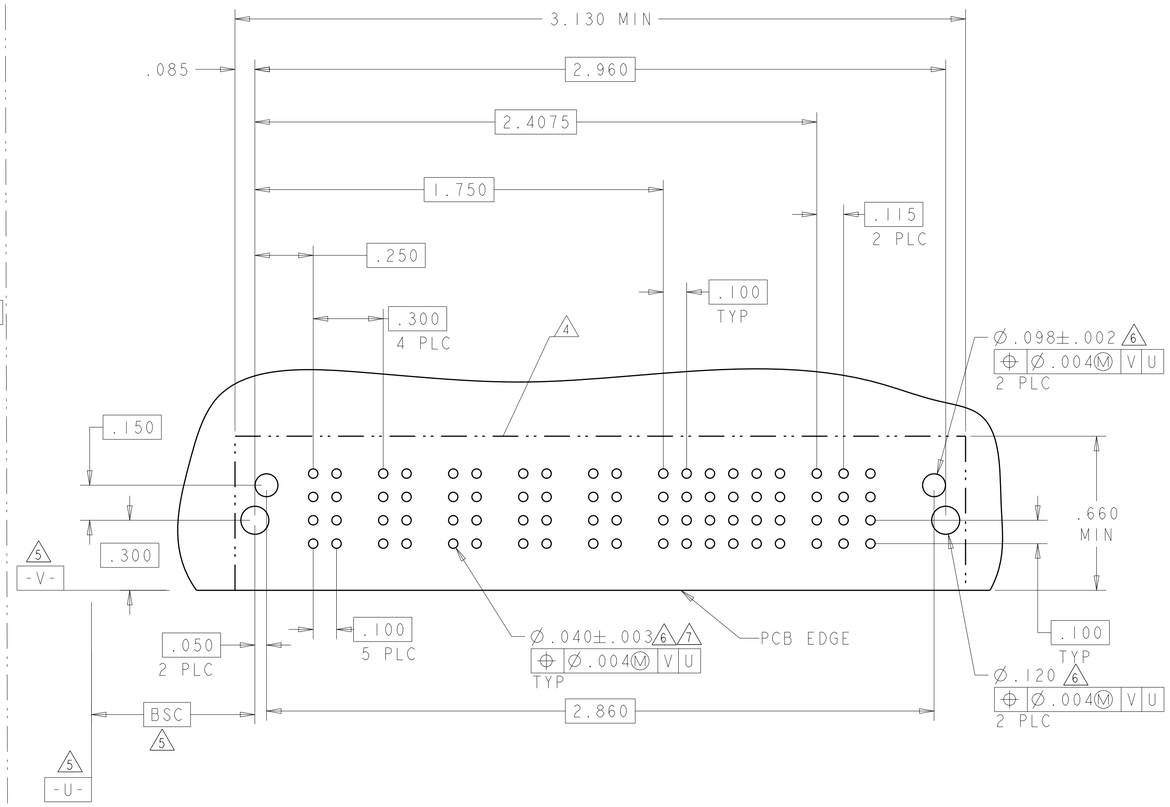

THIS DRAWING IS A CONTROLLED DOCUMENT.

DIMENSIONS: INCHES

TOLERANCES UNLESS OTHERWISE SPECIFIED:
0 PLC ±-
1 PLC ±-
2 PLC ±.01
3 PLC ±.005
4 PLC ±.0020
ANGLES ±2°

MATERIAL - - -
FINISH - -

DWN S. ZHAO 10APR2007
CHK S. ZHAO 10APR2007
APVD S. ZHAO -
PRODUCT SPEC 108-2292
APPLICATION SPEC 114-13251
WEIGHT -

TE Connectivity

NAME RIGHT ANGLE WITH SHORT GUIDES AND LP CONTACTS ASSEMBLY MULTI-BEAM XLE

SIZE	CAGE CODE	DRAWING NO	RESTRICTED TO
A1	00779	C-6450830	-

CUSTOMER DRAWING

SCALE	SHEET	OF	REV
4:1	32	42	S2

THIS DRAWING IS UNPUBLISHED. RELEASED FOR PUBLICATION 20
© COPYRIGHT 20 - ALL RIGHTS RESERVED.

LOC	DIST
ES	00

REVISIONS

P	LTR	DESCRIPTION	DATE	DWN	APVD
	-	SEE SHEET 1	-	-	-

PART NUMBER	ROWS		LOW POWER												SIGNAL																														LOW POWER								
			LP1	LP2	LP3	LP4	LP5	LP6	LP7	LP8	LP9	LP10	LP11	LP12	1	2	3	4	5	6	7	8	9	10	11	12	13	14	15	16	17	18	20	21	22	23	24	25	26	27	28	LP13	LP14	LP15	LP16	LP16	LP17	LP18	
6-6450830-7	D		LM	LM	LM	LM	LM	LM	LM	LM	LM	LM	LM	LM	J	J	J	J	J	J	J	J	J	J	J	J	J	J	J	J	J	J	J	J	J	J	J	J	J	J	J	J	LM	LM	LM	LM	LM	LM	LM	
	C														K	K	K	K	K	K	K	K	K	K	K	K	K	K	K	K	K	K	K	K	K	K	K	K	K	K	K	K								
	B														N	N	N	N	N	N	N	N	N	N	N	N	N	N	N	N	N	N	N	N	N	N	N	N	N	N	N	N								
	A	HD													S	S	S	S	S	S	S	S	S	S	S	S	S	S	S	S	S	S	S	S	S	S	S	S	S	S	S	S								HD
12LP + 112S + 8LP																																																					

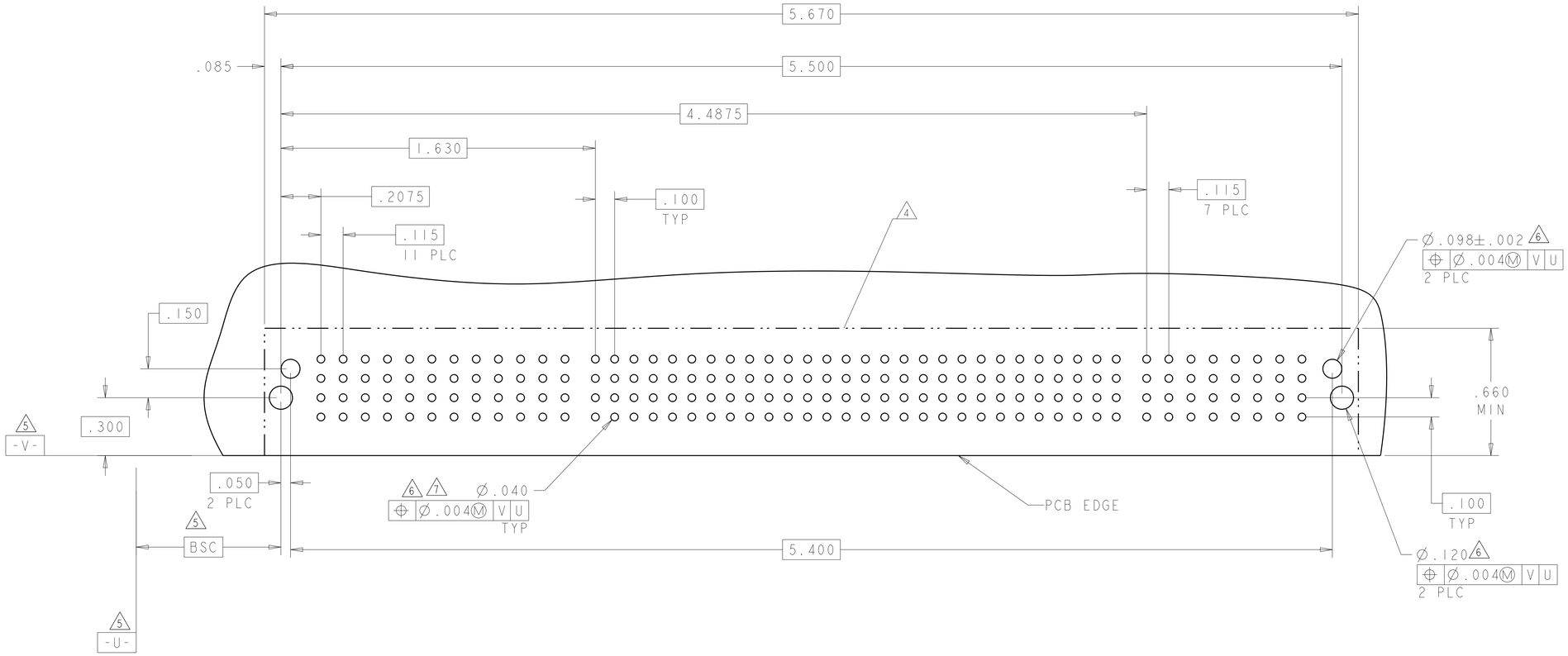

THIS DRAWING IS A CONTROLLED DOCUMENT.

DIMENSIONS: INCHES

TOLERANCES UNLESS OTHERWISE SPECIFIED:
0 PLC ±-
1 PLC ±-
2 PLC ±.01
3 PLC ±.005
4 PLC ±.0020
ANGLES ±2°

MATERIAL - -
FINISH - -

DWN S.ZHAO 10APR2007
CHK S.ZHAO 10APR2007
APVD S.ZHAO -
PRODUCT SPEC 108-2292
APPLICATION SPEC 114-13251
WEIGHT -

TE Connectivity

NAME RIGHT ANGLE WITH SHORT GUIDES AND LP CONTACTS ASSEMBLY MULTI-BEAM XLE

SIZE	CAGE CODE	DRAWING NO	RESTRICTED TO
A1	00779	C-6450830	-

CUSTOMER DRAWING | SCALE 4:1 | SHEET 33 OF 42 | REV S2

THIS DRAWING IS UNPUBLISHED. RELEASED FOR PUBLICATION 20
© COPYRIGHT 20 - ALL RIGHTS RESERVED.

LOC	DIST
ES	00

REVISIONS

P	LTR	DESCRIPTION	DATE	DWN	APVD
	-	SEE SHEET 1	-	-	-

PART NUMBER	ROWS		LOW POWER				SIGNAL												LOW POWER				
			LP1	LP2	LP3	LP4	1	2	3	4	5	6	7	8	9	10	11	12	LP5	LP6	LP7	LP8	
6-6450830-8	D		LMF	LM	LM	LM	J	J	J	J	J	J	J	J	J	J	J	J	LMF	LM	LM	LM	
	C						K	K	K	K	K	K	K	K	K	K	K	K					
	B						N	N	N	N	N	N	N	N	N	N	N	N					
	A	HD					S	S	S	S	S	S	S	S	S	S	S	S					HD
4LP + 48S + 4LP																							

PART NUMBER	ROWS		LOW POWER						SIGNAL																								LOW POWER				
			LP1	LP2	LP3	LP4	LP5	LP6	1	2	3	4	5	6	7	8	9	10	11	12	13	14	15	16	17	18	20	21	22	23	24	LP7	LP8	LP9	LP10	
6-6450830-9	D		LMF	LM	LM	LM	LMF	LM	J	J	J	J	J	J	J	J	J	J	J	J	J	J	J	J	J	J	J	J	J	J	J	J	LMF	LM	LM	LM	
	C								K	K	K	K	K	K	K	K	K	K	K	K	K	K	K	K	K	K	K	K	K	K	K					
	B								N	N	N	N	N	N	N	N	N	N	N	N	N	N	N	N	N	N	N	N	N	N	N					
	A	HD							S	S	S	S	S	S	S	S	S	S	S	S	S	S	S	S	S	S	S	S	S	S	S					HD
6LP + 96S + 4LP																																				

PART NUMBER	ROWS		LOW POWER						SIGNAL																								LOW POWER				
			LP1	LP2	LP3	LP4	LP5	LP6	1	2	3	4	5	6	7	8	9	10	11	12	13	14	15	16	17	18	20	21	22	23	24	LP7	LP8	LP9	LP10	
7-6450830-0	D		LM	LM	LMF	LM	LM	LM	J	J	J	J	J	J	J	J	J	J	J	J	J	J	J	J	J	J	J	J	J	J	J	J	LMF	LM	LM	LM	
	C								K	K	K	K	K	K	K	K	K	K	K	K	K	K	K	K	K	K	K	K	K	K	K					
	B								N	N	N	N	N	N	N	N	N	N	N	N	N	N	N	N	N	N	N	N	N	N	N					
	A	HD							S	S	S	S	S	S	S	S	S	S	S	S	S	S	S	S	S	S	S	S	S	S	S					HD
6LP + 96S + 4LP																																				

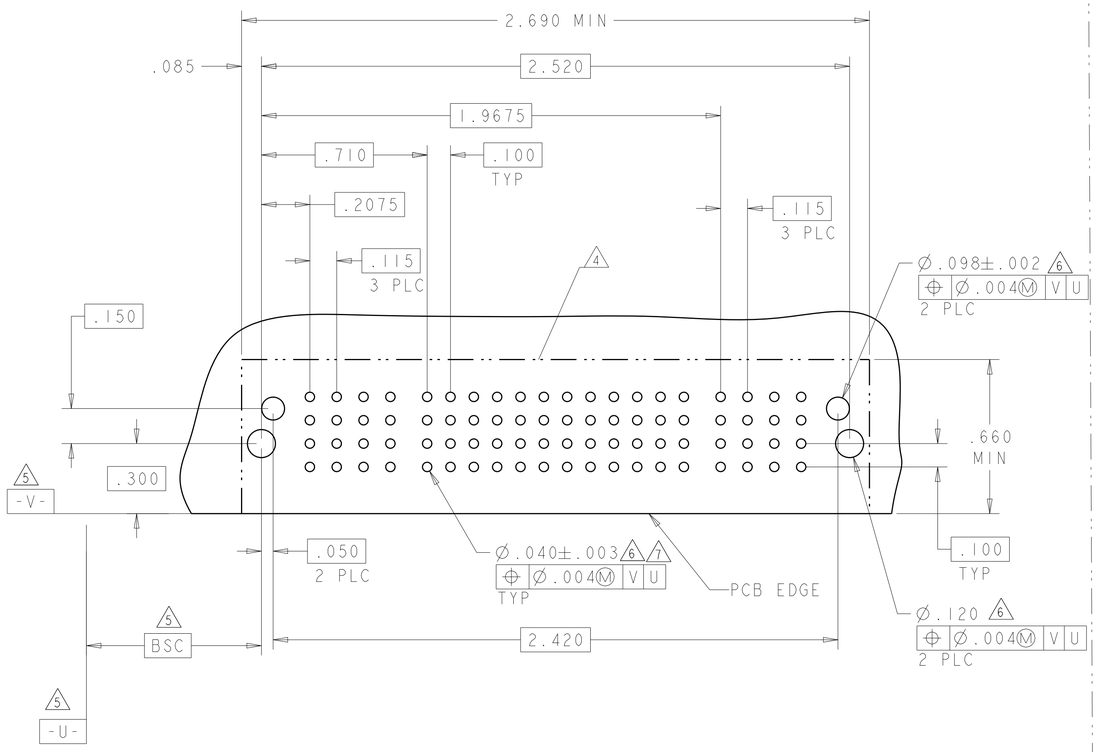

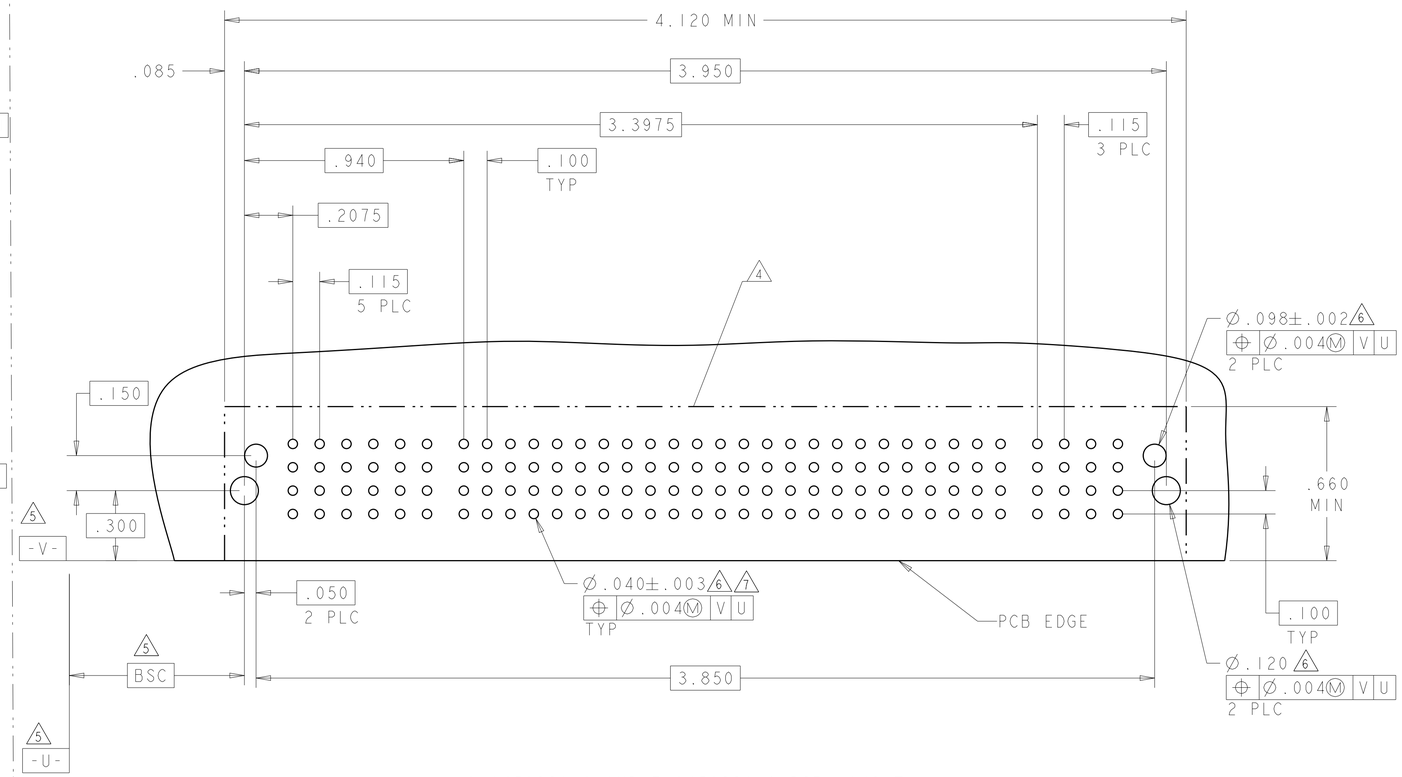

6-6450830-9 AND 7-6450830-9 PCB LAYOUT

THIS DRAWING IS A CONTROLLED DOCUMENT.

DIMENSIONS: INCHES

TOLERANCES UNLESS OTHERWISE SPECIFIED:
0 PLC ±-
1 PLC ±-
2 PLC ±.01
3 PLC ±.005
4 PLC ±.0020
ANGLES ±2°

MATERIAL - -
FINISH - -

DWN S.ZHAO 10APR2007
CHK S.ZHAO 10APR2007
APVD S.ZHAO -
PRODUCT SPEC 108-2292
APPLICATION SPEC 114-13251
WEIGHT -

CUSTOMER DRAWING

TE Connectivity

NAME RIGHT ANGLE WITH SHORT GUIDES AND LP CONTACTS ASSEMBLY MULTI-BEAM XLE

SIZE	CAGE CODE	DRAWING NO	RESTRICTED TO
A1	00779	C-6450830	-

SCALE	SHEET	OF	REV
4:1	34	42	S2

4805 (3/11)

THIS DRAWING IS UNPUBLISHED. RELEASED FOR PUBLICATION 20
© COPYRIGHT 20 - ALL RIGHTS RESERVED.

LOC	DIST
ES	00

REVISIONS

P	LTR	DESCRIPTION	DATE	DWN	APVD
	-	SEE SHEET 1	-	-	-

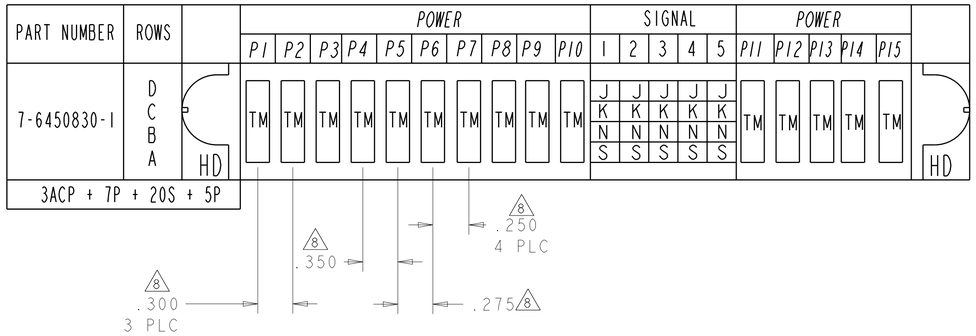

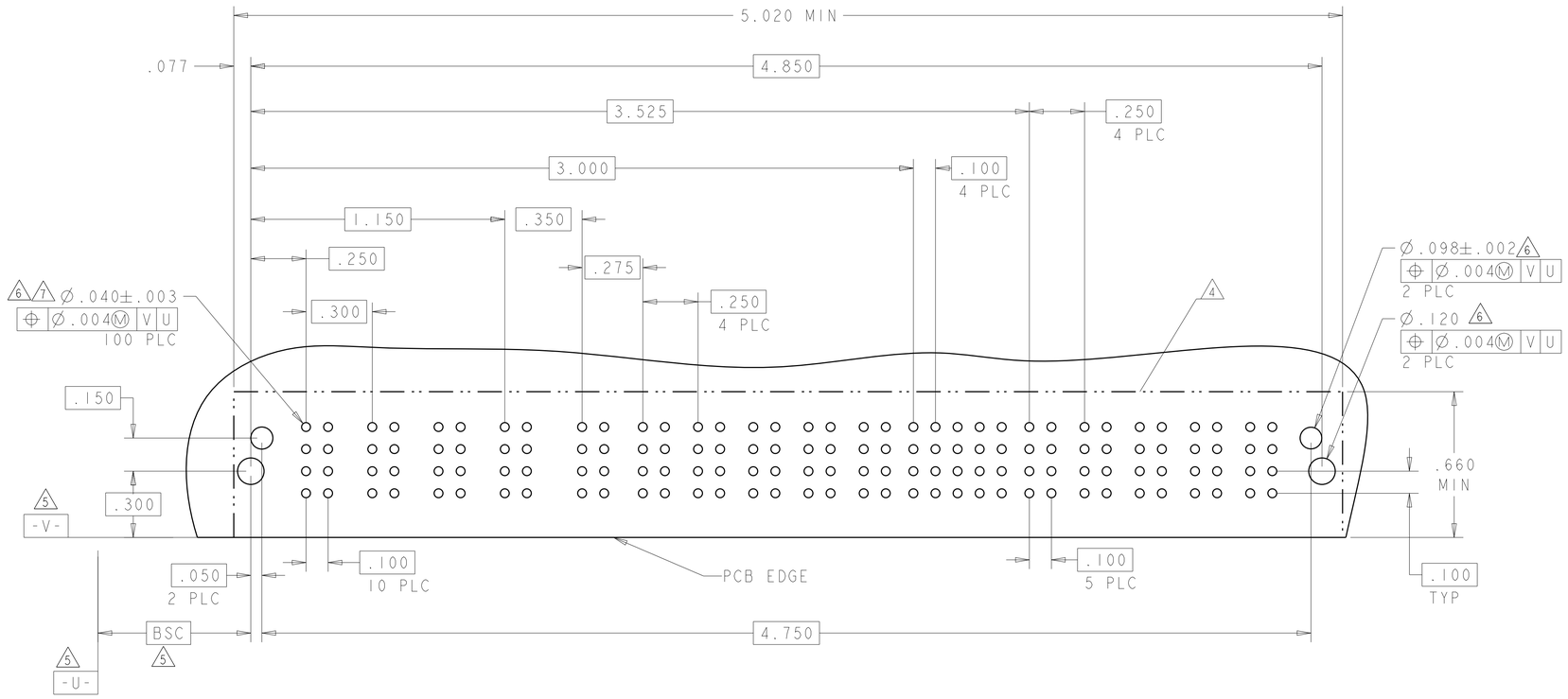

THIS DRAWING IS A CONTROLLED DOCUMENT.

DIMENSIONS: INCHES

TOLERANCES UNLESS OTHERWISE SPECIFIED:
0 PLC ±
1 PLC ±
2 PLC ±.01
3 PLC ±.005
4 PLC ±.0020
ANGLES ±2°

MATERIAL - -
FINISH - -

DWN S. ZHAO 10APR2007
CHK S. ZHAO 10APR2007
APVD S. ZHAO -
PRODUCT SPEC 108-2292
APPLICATION SPEC 114-13251
WEIGHT -

TE Connectivity

NAME RIGHT ANGLE WITH SHORT GUIDES AND LP CONTACTS ASSEMBLY MULTI-BEAM XLE

SIZE	CAGE CODE	DRAWING NO	RESTRICTED TO
A1	00779	C-6450830	-

CUSTOMER DRAWING SCALE 4:1 SHEET 35 OF 42 REV S2

4805 (3/11)

THIS DRAWING IS UNPUBLISHED. RELEASED FOR PUBLICATION 20
© COPYRIGHT 20 - ALL RIGHTS RESERVED.

LOC	DIST
ES	00

REVISIONS

P	LTR	DESCRIPTION	DATE	DWN	APVD
	-	SEE SHEET 1	-	-	-

PART NUMBER	ROWS	POWER P1	SIGNAL 1	SIGNAL 2	POWER P2
7-6450830-2	D C B A	TM	J K N S	J K N S	TM

HD HD

1P + 8S + 1P

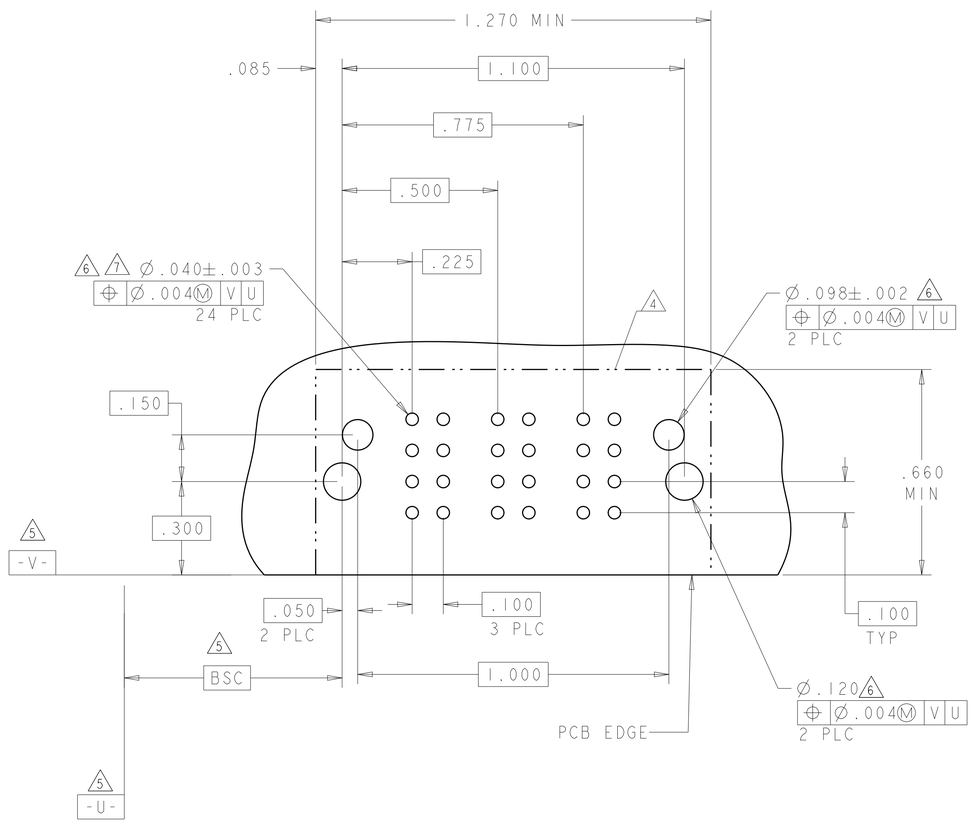

PART NUMBER	ROWS	POWER P1	POWER P2	POWER P3	SIGNAL 1	SIGNAL 2	SIGNAL 3	SIGNAL 4	POWER P4	POWER P5	POWER P6
7-6450830-3	D C B A	TM	TM	TM	J K N S	J K N H	J K N H	J K N S	TM	TM	TM

HD HD

3P + 16S + 3P

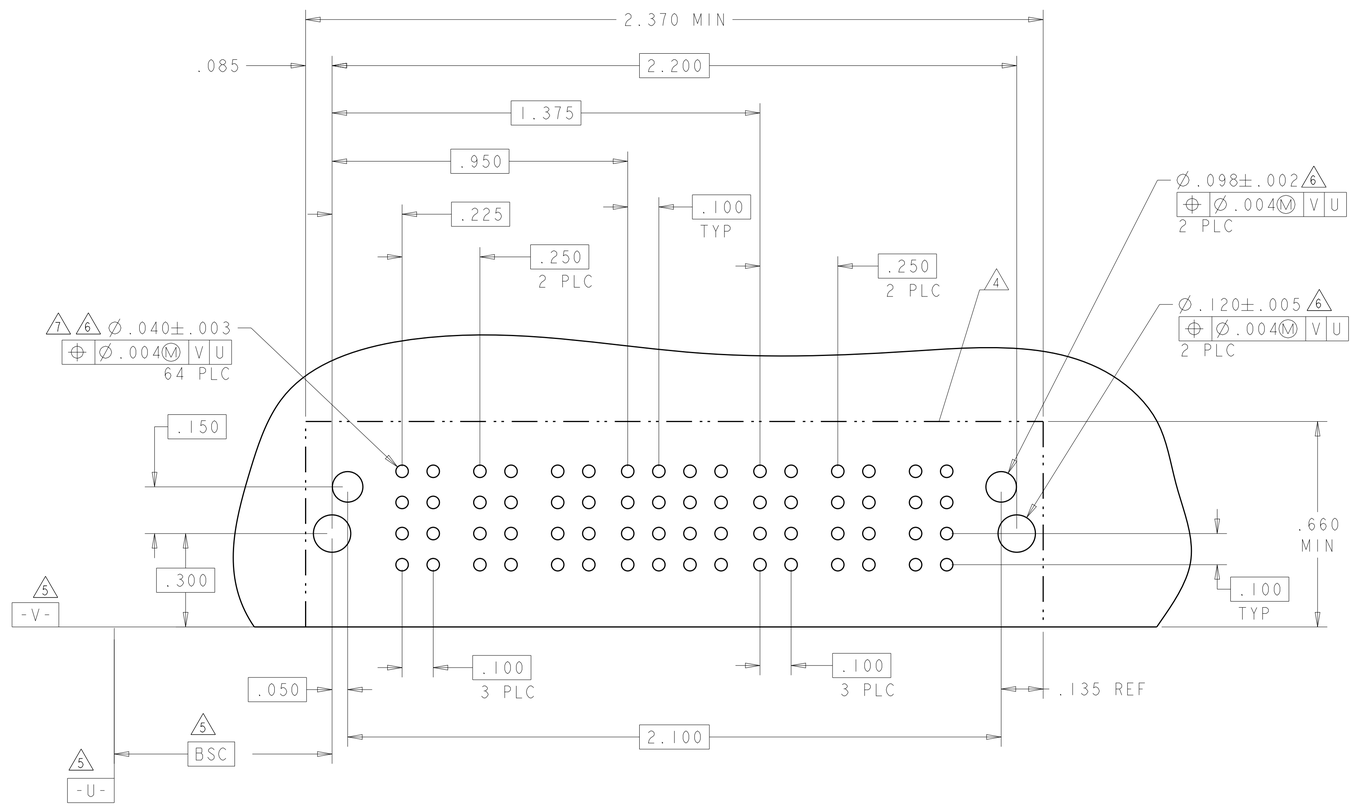

THIS DRAWING IS A CONTROLLED DOCUMENT.

DIMENSIONS: INCHES

TOLERANCES UNLESS OTHERWISE SPECIFIED:
0 PLC ±-
1 PLC ±-
2 PLC ±.01
3 PLC ±.005
4 PLC ±.0020
ANGLES ±2°

MATERIAL - -
FINISH - -

DWN S. ZHAO 10APR2007
CHK S. ZHAO 10APR2007
APVD S. ZHAO -
PRODUCT SPEC 108-2292
APPLICATION SPEC 114-13251
WEIGHT -

TE Connectivity

NAME RIGHT ANGLE WITH SHORT GUIDES AND LP CONTACTS ASSEMBLY MULTI-BEAM XLE

SIZE	CAGE CODE	DRAWING NO	RESTRICTED TO
A1	00779	C-6450830	-

CUSTOMER DRAWING

SCALE 4:1 SHEET 36 OF 42 REV S2

4805 (3/11)

THIS DRAWING IS UNPUBLISHED. RELEASED FOR PUBLICATION 20
© COPYRIGHT 20 - ALL RIGHTS RESERVED.

LOC	DIST
ES	00

REVISIONS

P	LTR	DESCRIPTION	DATE	DWN	APVD
	-	SEE SHEET 1	-	-	-

R3

PART NUMBER	ROWS		LOW POWER LP1	LP2	LP3	SIGNAL 1	2	3	LOW POWER LP4	LP5	LP6	LP7	
7-6450830-6	D		LM	LM	LM	J	J	J	LM	LM	LM	LM	
	C					K	K	K					
	B					N	N	N					
	A	HD				S	S	S					HD

3LP + 12S + 4LP

PART NUMBER	ROWS		POWER P1	P2	P3	P4	SIGNAL 1	2	3	4	5	6	7	8	9	10	11	12	POWER P4	
7-6450830-7	D		TM	TM	TM	TM	E			E	J		J		J	E		E	TM	
	C						F	F	F	F		K		K		F		F		
	B						G		G		N		N		N	G		N		
	A						H	H	H	H	H	H		S		H		H		

4P + 48S + 1P

BLANK SIGNAL PINS ARE UNLOADED PINS

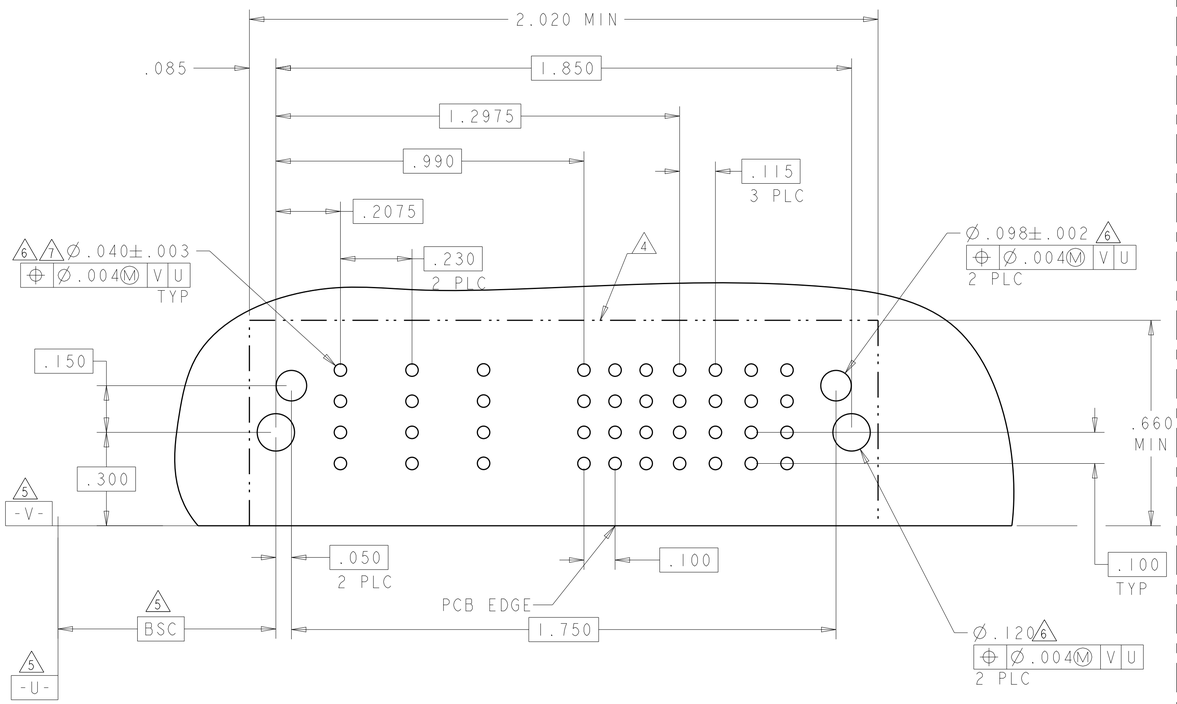

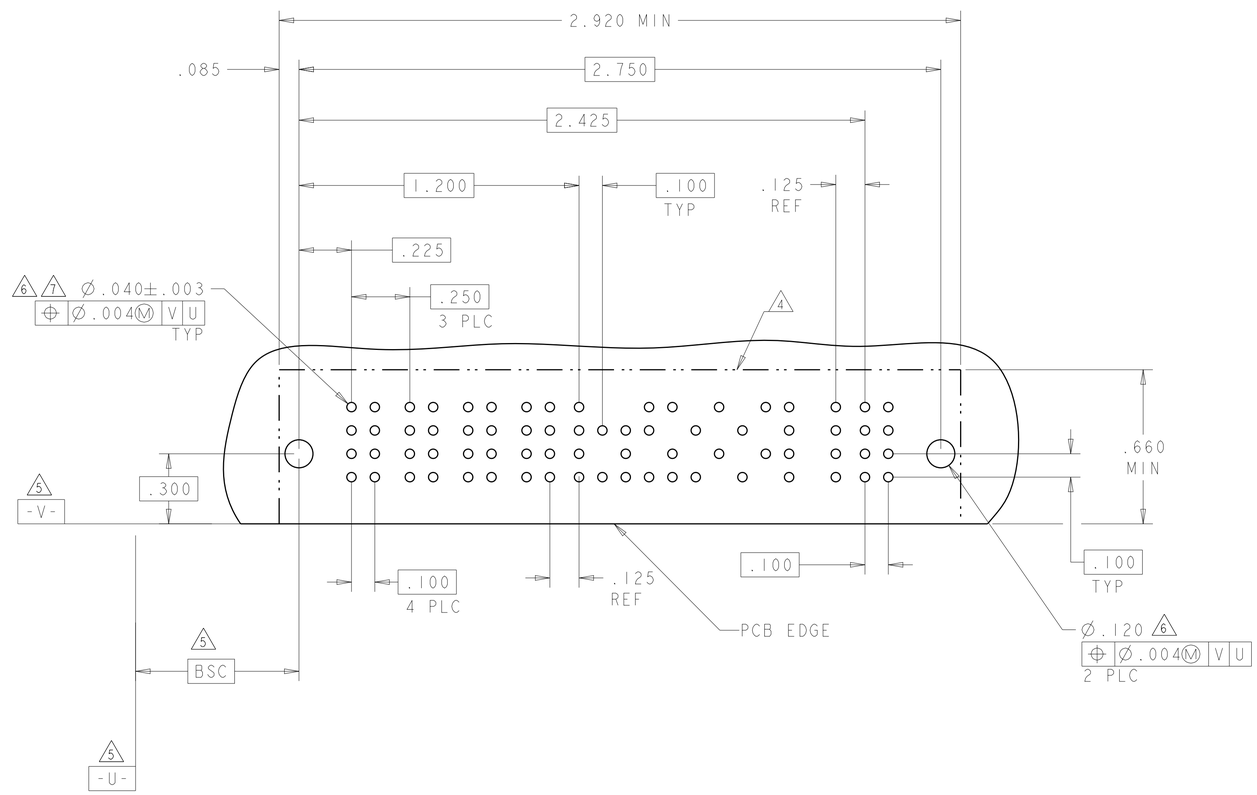

THIS DRAWING IS A CONTROLLED DOCUMENT.

DIMENSIONS: INCHES

TOLERANCES UNLESS OTHERWISE SPECIFIED:
0 PLC ±-
1 PLC ±-
2 PLC ±.01
3 PLC ±.005
4 PLC ±.0020
ANGLES ±2°

MATERIAL - -
FINISH - -

DWN S.ZHAO 10APR2007
CHK S.ZHAO 10APR2007
APVD S.ZHAO -
PRODUCT SPEC 108-2292
APPLICATION SPEC 114-13251
WEIGHT -

TE Connectivity

NAME RIGHT ANGLE WITH SHORT GUIDES AND LP CONTACTS ASSEMBLY MULTI-BEAM XLE

SIZE	CAGE CODE	DRAWING NO	RESTRICTED TO
A1	00779	C-6450830	-

CUSTOMER DRAWING

SCALE 4:1 SHEET 37 OF 42 REV S2

4805 (3/11)

THIS DRAWING IS UNPUBLISHED. RELEASED FOR PUBLICATION 20
© COPYRIGHT 20 - ALL RIGHTS RESERVED.

LOC	DIST
ES	00

REVISIONS

P	LTR	DESCRIPTION	DATE	DWN	APVD
	-	SEE SHEET 1	-	-	-

PART NUMBER	ROWS		LOW POWER											SIGNAL														POWER				
			LP1	LP2	LP3	LP4	LP5	LP6	LP7	LP8	LP9	LP10	LP12	1	2	3	4	5	6	7	8	9	10	11	12	13	14	15	P1	P2	P3	P4	
7-6450830-8	D		LM	LM	LM	LM	LM	LM	LM	LM	LM	LM	LM	J	J	J	J	J	J	J	J	J	J	J	J	J	J	J	TM	TM	TM	TM	
	C													K	K	K	K	K	K	K	K	K	K	K	K	K	K	K					
	B													N	N	N	N	N	N	N	N	N	N	N	N	N	N	N					
	A	HD												S	S	S	S	S	S	S	S	S	S	S	S	S	S	S					HD
12LP + 60S + 4P																																	

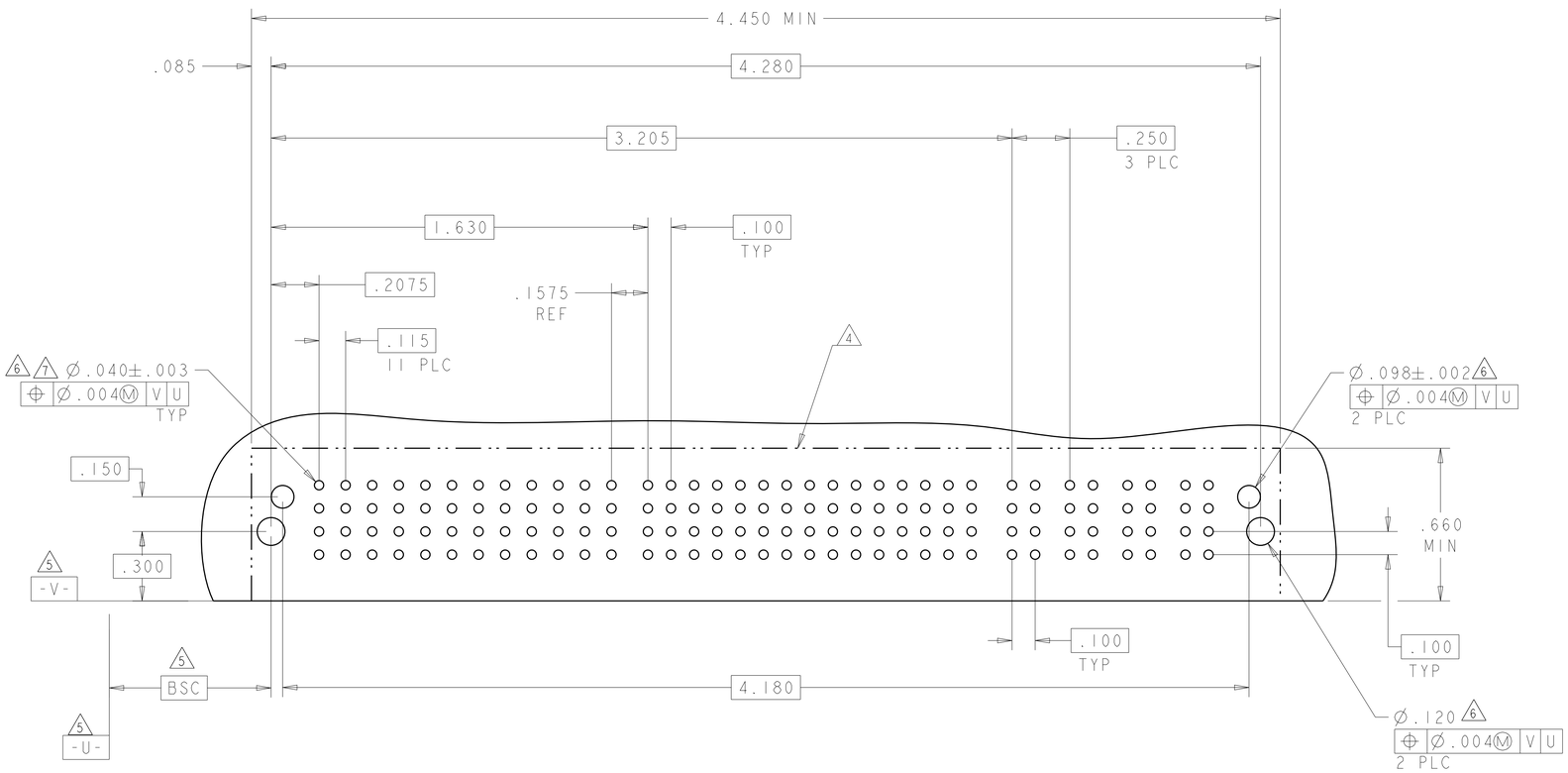

THIS DRAWING IS A CONTROLLED DOCUMENT.

DIMENSIONS: INCHES

TOLERANCES UNLESS OTHERWISE SPECIFIED:
0 PLC ±-
1 PLC ±-
2 PLC ±.01
3 PLC ±.005
4 PLC ±.0020
ANGLES ±2°

MATERIAL - -
FINISH - -

DWN S.ZHAO 10APR2007
CHK S.ZHAO 10APR2007
APVD S.ZHAO -
PRODUCT SPEC 108-2292
APPLICATION SPEC 114-13251
WEIGHT -

TE Connectivity

NAME RIGHT ANGLE WITH SHORT GUIDES AND LP CONTACTS ASSEMBLY MULTI-BEAM XLE

SIZE A1 | CAGE CODE 00779 | DRAWING NO C-6450830 | RESTRICTED TO -

CUSTOMER DRAWING | SCALE 4:1 | SHEET 38 OF 42 | REV S2

4805 (3/11)

THIS DRAWING IS UNPUBLISHED. RELEASED FOR PUBLICATION 20
© COPYRIGHT 20 - ALL RIGHTS RESERVED.

LOC	DIST
ES	00

REVISIONS

P	LTR	DESCRIPTION	DATE	DWN	APVD
	-	SEE SHEET 1	-	-	-

PART NUMBER	ROWS		POWER							SIGNAL						POWER								
			P1	P2	P3	P4	P5	P6	P7	1	2	3	4	5	6	P8	P9	P10	P11	P12	P13	P14		
7-6450830-9	D		TM	TM	TM	TM	TM	TM	TM	E	E	E	E	E	E	TM	TM	TM	TM	TM	TM	TM		
	C									F	F	F	F	F	F									
	B									G	G	G	G	G	G									
	A	HD								H	H	H	H	H	H									HD
7P + 24S + 7P																								

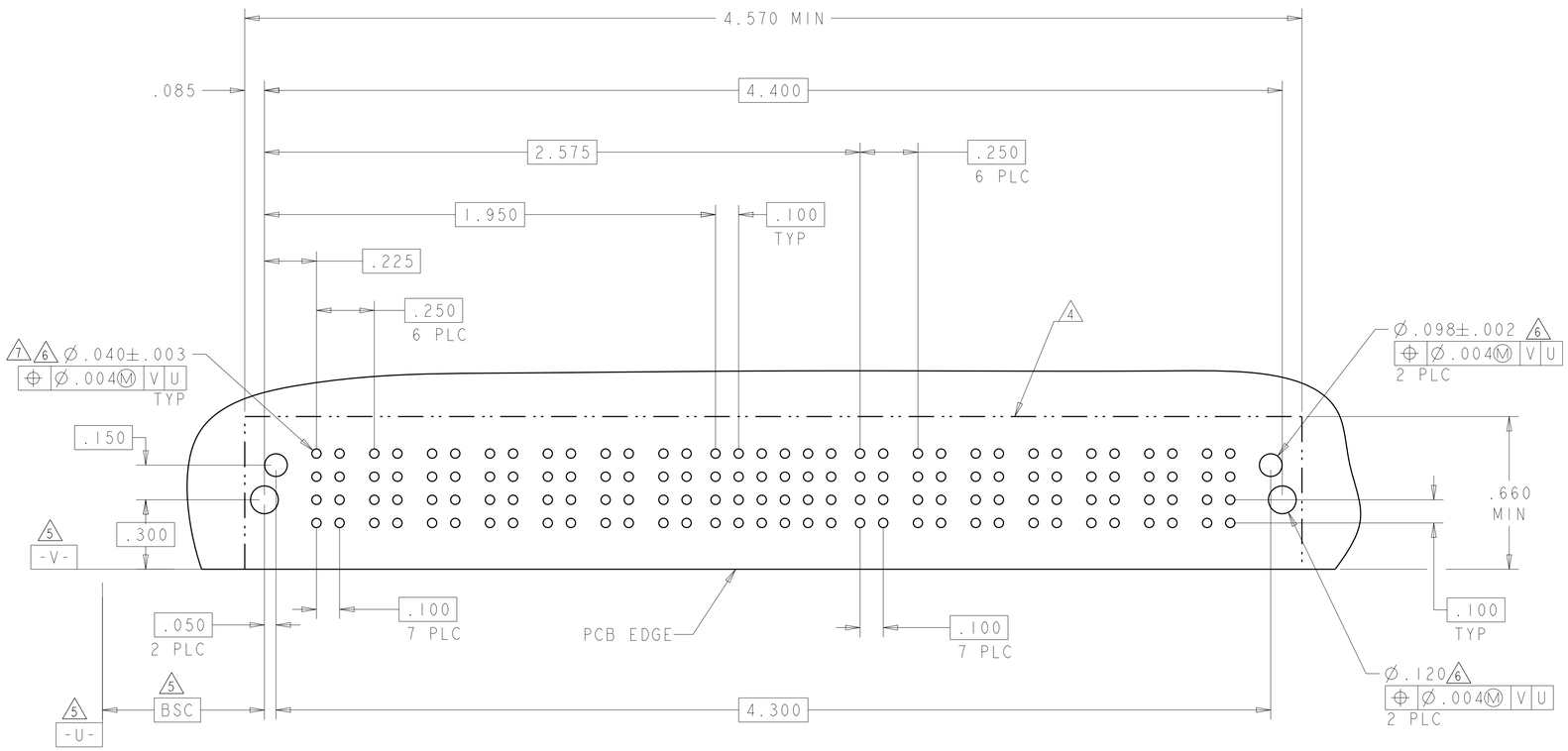

THIS DRAWING IS A CONTROLLED DOCUMENT.

DIMENSIONS: INCHES

TOLERANCES UNLESS OTHERWISE SPECIFIED:
0 PLC ±-
1 PLC ±-
2 PLC ±.01
3 PLC ±.005
4 PLC ±.0020
ANGLES ±2°

MATERIAL - - -
FINISH - - -

DWN S.ZHAO 10APR2007
CHK S.ZHAO 10APR2007
APVD S.ZHAO -
PRODUCT SPEC 108-2292
APPLICATION SPEC 114-13251
WEIGHT -

TE Connectivity

NAME RIGHT ANGLE WITH SHORT GUIDES AND LP CONTACTS ASSEMBLY MULTI-BEAM XLE

SIZE	CAGE CODE	DRAWING NO	RESTRICTED TO
A1	00779	C-6450830	-

CUSTOMER DRAWING | SCALE 4:1 | SHEET 39 OF 42 | REV S2

4805 (3/11)

THIS DRAWING IS UNPUBLISHED. RELEASED FOR PUBLICATION 20
© COPYRIGHT 20 - ALL RIGHTS RESERVED.

LOC	DIST
ES	00

REVISIONS

P	LTR	DESCRIPTION	DATE	DWN	APVD
	-	SEE SHEET 1	-	-	-

PART NUMBER	ROWS		POWER P1	POWER P2	SIGNAL 1	2	3	4	5	6	7	8	9	10	11	12	POWER P3	P4	P5	P6	P7	P8	P9	P10	P11	P12	
8-6450830-1	D		TM		E	J	J	J	J	J			J			J	TM		TM		TM		TM		TM		
	C				F	K	K	K	K	K			K			K											
	B				G	N	N	N	N	N			N			N											
	A	HD			H	S	S	S	S	S			S			S											HD
2P + 48S + 10P																											

NO CONTACT LOADED

NO CONTACTS LOADED

NO CONTACTS LOADED

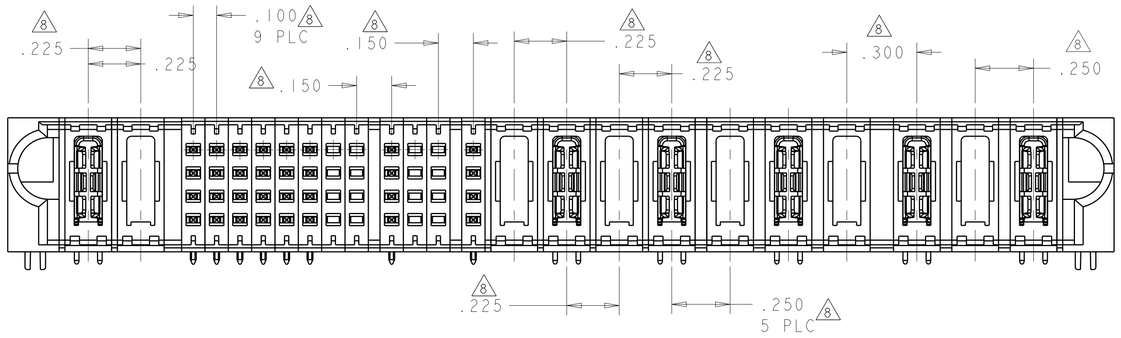

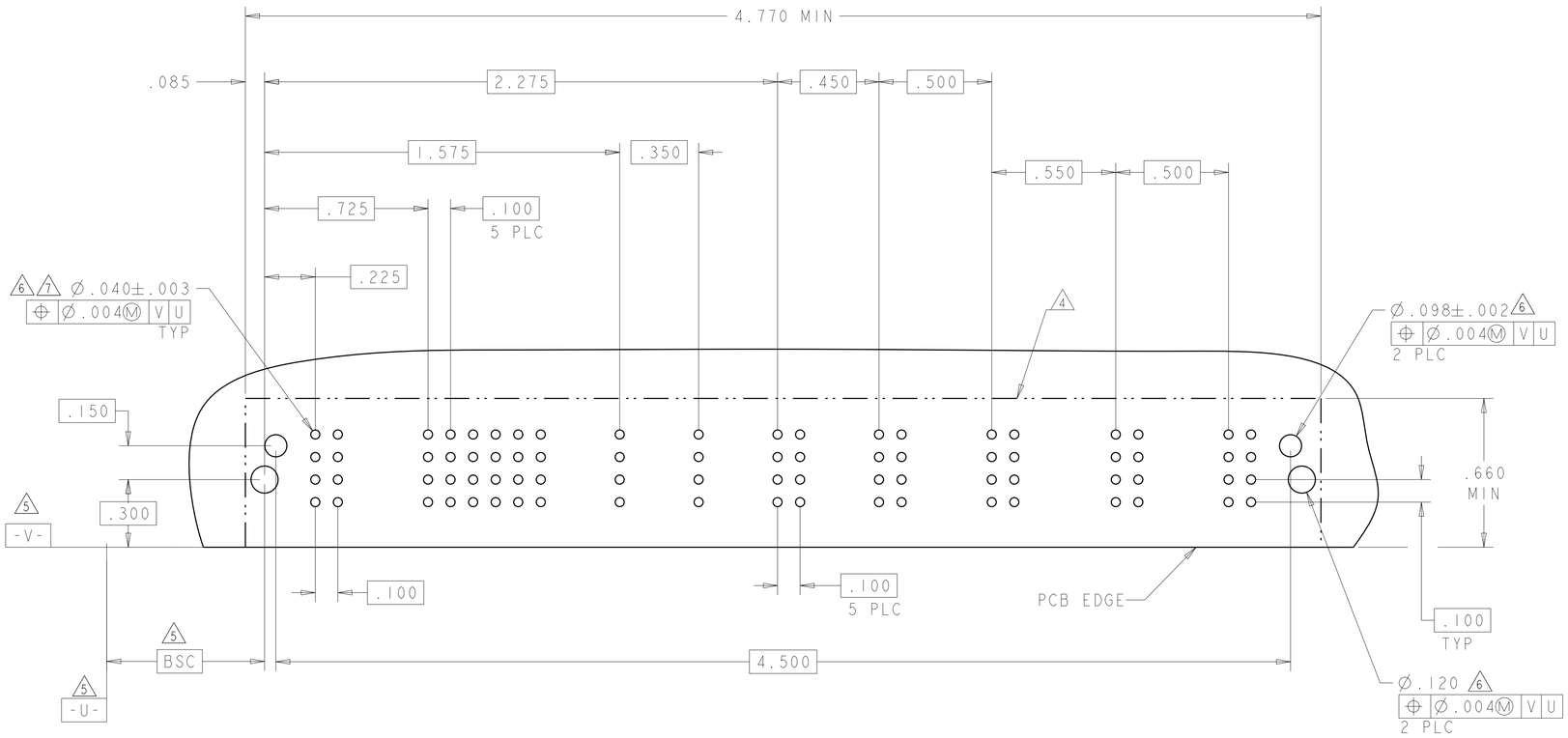

THIS DRAWING IS A CONTROLLED DOCUMENT.

DIMENSIONS: INCHES

TOLERANCES UNLESS OTHERWISE SPECIFIED:
0 PLC ±
1 PLC ±
2 PLC ±.01
3 PLC ±.005
4 PLC ±.0020
ANGLES ±2°

MATERIAL - - -
FINISH - -

DWN S.ZHAO 10APR2007
CHK S.ZHAO 10APR2007
APVD S.ZHAO -
PRODUCT SPEC 108-2292
APPLICATION SPEC 114-13251
WEIGHT -

TE Connectivity

NAME RIGHT ANGLE WITH SHORT GUIDES AND LP CONTACTS ASSEMBLY MULTI-BEAM XLE

SIZE	CAGE CODE	DRAWING NO	RESTRICTED TO
A1	00779	C-6450830	-

CUSTOMER DRAWING

SCALE	SHEET	OF	REV
4:1	40	42	S2

THIS DRAWING IS UNPUBLISHED. RELEASED FOR PUBLICATION 20
© COPYRIGHT 20 - ALL RIGHTS RESERVED.

LOC	DIST
ES	00

REVISIONS

P	LTR	DESCRIPTION	DATE	DWN	APVD
	-	SEE SHEET 1	-	-	-

PART NUMBER	ROWS	POWER P1	POWER P2	POWER P3	SIGNAL 1	SIGNAL 2	SIGNAL 3	SIGNAL 4	POWER P4	POWER P5	POWER P6
8-6450830-0	D C B A	TM	TM	TM	J K N S	J K N S	J K N S	J K N S	TM	TM	TM
3ACP + 16S + 3P											

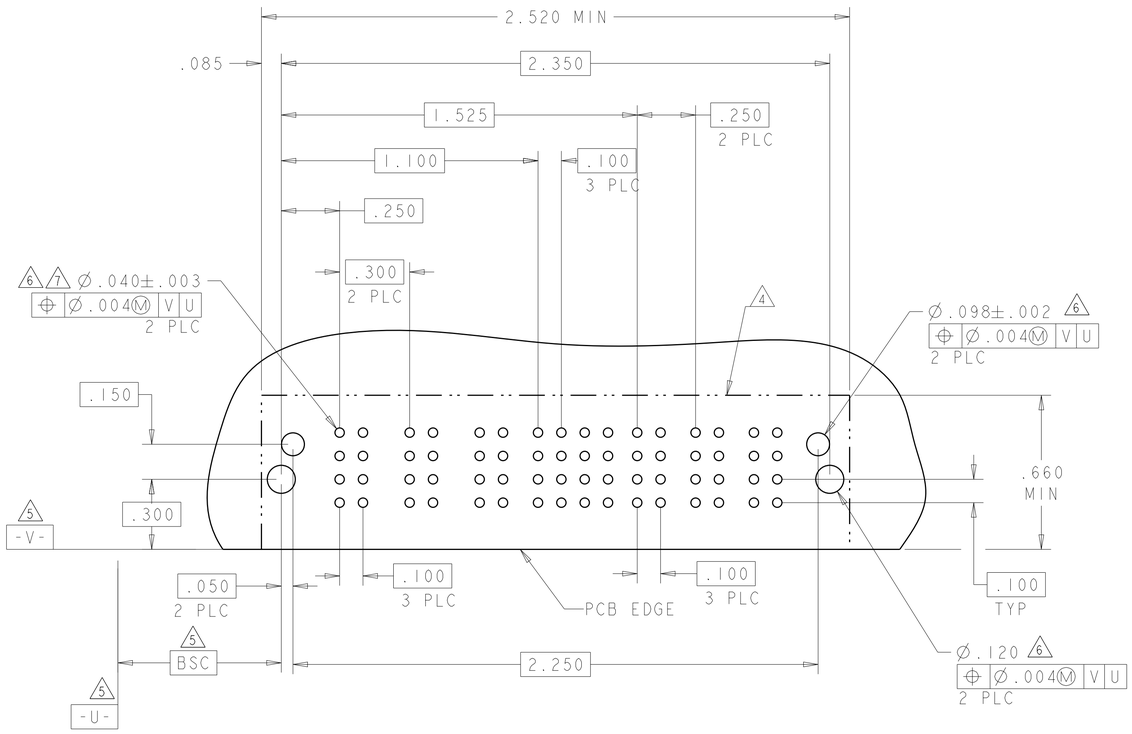

THIS DRAWING IS A CONTROLLED DOCUMENT.

DIMENSIONS: INCHES

TOLERANCES UNLESS OTHERWISE SPECIFIED:
0 PLC ±-
1 PLC ±-
2 PLC ±.01
3 PLC ±.005
4 PLC ±.0020
ANGLES ±2°

MATERIAL - -
FINISH - -

DWN S. ZHAO 10APR2007
CHK S. ZHAO 10APR2007
APVD S. ZHAO -
PRODUCT SPEC 108-2292
APPLICATION SPEC 114-13251
WEIGHT -

TE Connectivity

NAME RIGHT ANGLE WITH SHORT GUIDES AND LP CONTACTS ASSEMBLY MULTI-BEAM XLE

SIZE	CAGE CODE	DRAWING NO	RESTRICTED TO
A1	00779	C-6450830	-

CUSTOMER DRAWING | SCALE 4:1 | SHEET 41 OF 42 | REV S2

4805 (3/11)

THIS DRAWING IS UNPUBLISHED. RELEASED FOR PUBLICATION 20
© COPYRIGHT 20 - ALL RIGHTS RESERVED.

LOC	DIST
ES	00

REVISIONS

P	LTR	DESCRIPTION	DATE	DWN	APVD
	-	SEE SHEET 1	-	-	-

PART NUMBER	ROWS		LOW POWER									SIGNAL									POWER	LOW POWER																			
			LP1	LP2	LP3	LP4	LP5	LP6	LP7	LP8	LP9	1	2	3	4	5	6	7	8	9	P1	LP10	LP11	LP12	LP13	LP14	LP15	LP16	LP17	LP18	LP19	LP20	LP21	LP22	LP23	LP24	LP25		
8-6450830-2	D		LM	LM	LM	LMF	-	LMF	LM	LM	LM	E	E	E	E	E	-	-	E	E	TM	-	-	LML	LML	LML	LML		LML	LML	LML	LML	-	LML	LML	LML	LML		
	C											F	F	F	F	F	-	-	F	F																			
	B											G	G	G	G	G	-	-	G	G																			
	A	HD										H	H	H	H	H	-	-	H	H																			HD
9LP + 36S + 1P + 16LP																																									

- NO CONTACTS LOADED

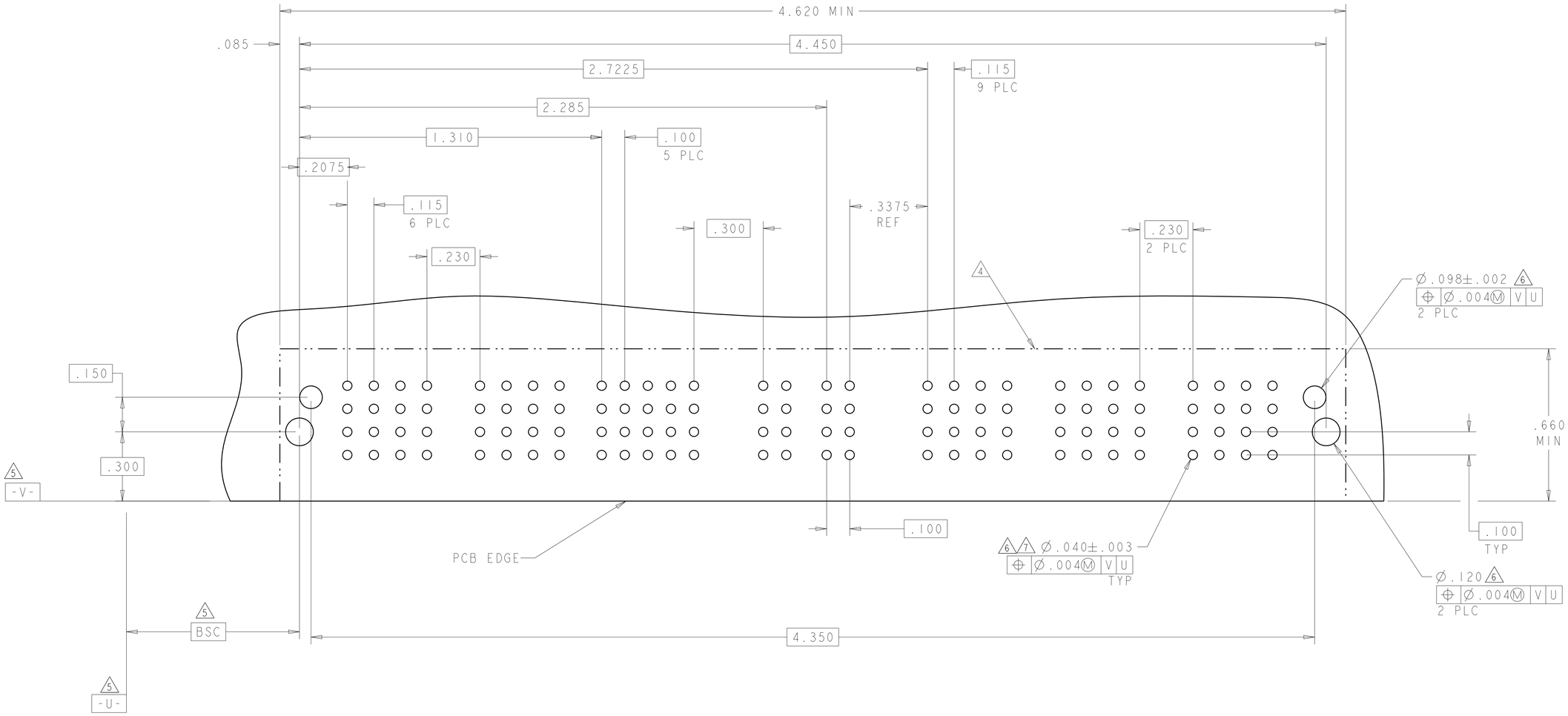

THIS DRAWING IS A CONTROLLED DOCUMENT.

DIMENSIONS: INCHES

TOLERANCES UNLESS OTHERWISE SPECIFIED:
0 PLC ±-
1 PLC ±-
2 PLC ±.01
3 PLC ±.005
4 PLC ±.0020
ANGLES ±2°

MATERIAL - -
FINISH - -

DWN S.ZHAO 10APR2007
CHK S.ZHAO 10APR2007
APVD S.ZHAO -
PRODUCT SPEC 108-2292
APPLICATION SPEC 114-13251
WEIGHT -

TE Connectivity

NAME RIGHT ANGLE WITH SHORT GUIDES AND LP CONTACTS ASSEMBLY MULTI-BEAM XLE

SIZE	CAGE CODE	DRAWING NO	RESTRICTED TO
A1	00779	C-6450830	-

CUSTOMER DRAWING

SCALE	SHEET	OF	REV
4:1	42	42	S2

Общество с ограниченной ответственностью «МосЧип» ИНН 7719860671 / КПП 771901001
Адрес: 105318, г.Москва, ул.Щербаковская д.3, офис 1107

Данный компонент на территории Российской Федерации

Вы можете приобрести в компании MosChip.

Для оперативного оформления запроса Вам необходимо перейти по данной ссылке:

http://moschip.ru/get-element

Вы можете разместить у нас заказ для любого Вашего проекта, будь то серийное производство или разработка единичного прибора.

В нашем ассортименте представлены ведущие мировые производители активных и пассивных электронных компонентов.

Нашей специализацией является поставка электронной компонентной базы двойного назначения, продукции таких производителей как XILINX, Intel (ex.ALTERA), Vicor, Microchip, Texas Instruments, Analog Devices, Mini-Circuits, Amphenol, Glenair.

Сотрудничество с глобальными дистрибьюторами электронных компонентов, предоставляет возможность заказывать и получать с международных складов практически любой перечень компонентов в оптимальные для Вас сроки.

На всех этапах разработки и производства наши партнеры могут получить квалифицированную поддержку опытных инженеров.

Система менеджмента качества компании отвечает требованиям в соответствии с ГОСТ Р ИСО 9001, ГОСТ РВ 0015-002 и ЭС РД 009

Офис по работе с юридическими лицами:

105318, г.Москва, ул.Щербаковская д.3, офис 1107, 1118, ДЦ «Щербаковский»

Телефон: +7 495 668-12-70 (многоканальный)

Факс: +7 495 668-12-70 (доб.304)

E-mail: info@moschip.ru

Skype отдела продаж:
moschip.ru
moschip.ru_4
moschip.ru_6
moschip.ru_9