



Series 100 thru 111 DIP Jumpers

FEATURES

- Wide Array of DIP Jumper Configurations and Wiring Possibilities
- Reliable, Electronically-tested Solder Connections
- Protective Covers Ultrasonically-welded with Strain Relief
- Easy Identification and Tracing with 10-color Cable



GENERAL SPECIFICATIONS

- **HEADER BODY AND COVER:** black UL 94V-0 4/6 Nylon
- **HEADER PINS:** Brass 1/2-hard
- **STANDARD PIN PLATING:** 10μ [0.25μ] min. Au per MIL-G-45204 over 50μ [1.27μ] min. Ni per QQ-N-290
- **OPTIONAL PLATING:** 200μ [5.08μ] min. matte Sn per ASTM B545-97(2004)e1 over 50μ [1.27mm] min. Ni per QQ-N-290; **-OR-** 200μ [5.08μ] 90/10 Sn/Pb per MIL-T-10727 Type I over 50μ [1.27μ] min. Ni per QQ-N-290
- **CABLE INSULATION:** UL style 2697 Polyvinyl Chloride (PVC)
- **CABLE LAMINATE:** clear PVC, self-extinguishing*
- **0.050 [1.27] PITCH CONDUCTORS:** 28-AWG, 7/36-strand, tinned Cu per ASTM B 33
- **0.039 [0.99] PITCH CONDUCTORS:** 26-AWG, 7/34-strand)
- **CABLE CURRENT RATING:** 1 amp at 10°C [50°F] above ambient
- **CABLE VOLTAGE RATING:** 300V
- **CABLE TEMPERATURE RATING:** 176°F [80°C]
- **CABLE CAPACITANCE:** 13.0pF/ft. [42.7pF/meter] nominal at 1MHz*
- **CROSSTALK:** 10-ft sample, 5ns rise time with 2 lines driven; near end 4.7%; far end 4.3% nominal*
- **PROPAGATION DELAY:** 1.5ns/ft. [4.9ns/meter] nominal*
- **INSULATION RESISTANCE:** 1010Ω (10 ft. [3 meters] min.)

ORDERING INFORMATION

XX-XXXX-XXX XXX



MOUNTING CONSIDERATIONS

- **SUGGESTED PCB HOLE SIZE:** 0.033 ±0.002 [0.86 ±0.05] dia.
* Applies to 0.050 [1.27] Pitch Cable Only

SINGLE-END DIP JUMPER WIRE LIST

Series 106, 108, 110		Series 107, 109, 111	
Wire Number	Header Pin Number	Wire Number	Header Pin Number
1	1	1	1
2	8	2	2
3	2	3	3
4	7	4	4
5	3	5	5
6	6	6	6
7	4	7	7
8	5	8	8

NUMBER OF CONDUCTORS

Available Sizes	Centers "C"	Dim. "D"
4 thru 20	0.300 [7.62]	0.395 [10.03]
22	0.400 [10.16]	0.495 [12.57]
24, 28, 40	0.600 [15.24]	0.695 [17.65]

ALL DIMENSIONS: INCHES [MILLIMETERS]
 ALL TOLERANCES: ±0.005 [0.13] UNLESS OTHERWISE SPECIFIED
 FOR OTHER CONFIGURATIONS, SEE [DATA SHEET 11007](#)
 CONSULT FACTORY FOR OTHER SIZES AND CONFIGURATIONS

CUSTOMIZATION: ARIES SPECIALIZES IN CUSTOM DESIGN AND PRODUCTION. SPECIAL MATERIALS, PLATINGS, SIZES, AND CONFIGURATIONS CAN BE FURNISHED, DEPENDING ON QUANTITY.

ARIES RESERVES THE RIGHT TO CHANGE PRODUCT GENERAL SPECIFICATIONS WITHOUT NOTICE

PRINTOUTS OF THIS DOCUMENT MAY BE OUT-OF-DATE AND SHOULD BE CONSIDERED UNCONTROLLED



ARIES
ELECTRONICS, INC.

2609 Bartram Road • Bristol, PA 19007-6810 USA
 TEL 215-781-9956 • FAX 215-781-9845
WWW.ARIESELEC.COM • INFO@ARIESELEC.COM



11006
Rev. 8.1
1 of 2

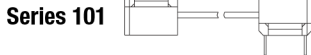
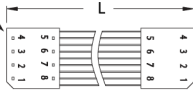


Series 100 thru 111 DIP Jumpers



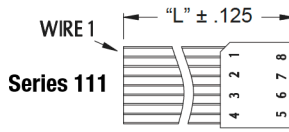
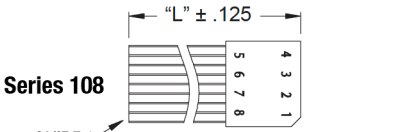
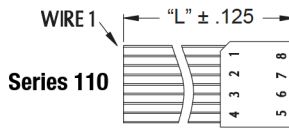
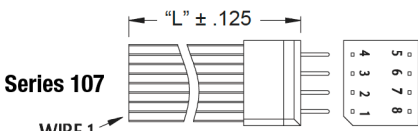
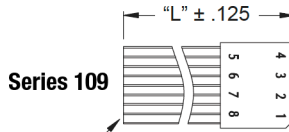
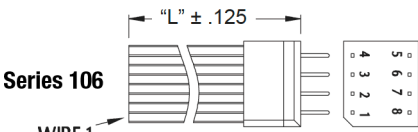
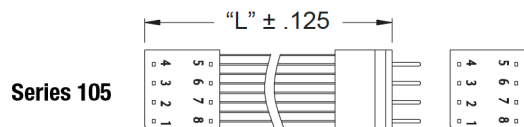
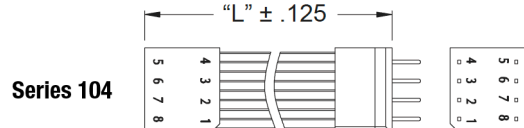

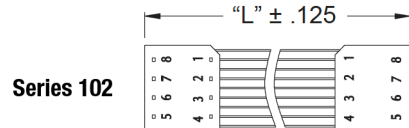
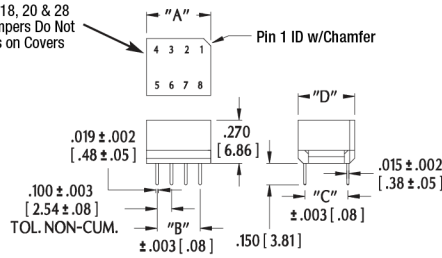
"A" = (No. of Conductors x 0.050 [1.27]) + 0.095 [2.41]
 "B" = (No. of Conductors - 1) x 0.050 [1.27]
 "L" ±0.125

Numbers shown pin side, for reference only



Header Detail
(Series 100, 101)

NOTE: 10, 12, 18, 20 & 28 Conductor Jumpers Do Not Have Numbers on Covers

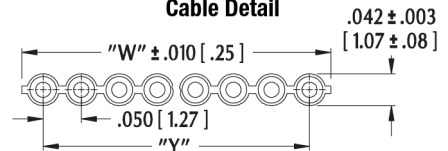


Cable Detail
(Series 107/109/111)



"Z" = (NO. OF CONDUCTORS - 1) X .039 [.99]

Cable Detail



"W" = (NO. OF CONDUCTORS X .050 [1.27]) + .005 [.08]
 "Y" = (NO. OF CONDUCTORS - 1) X .050 [1.27]

ALL DIMENSIONS: INCHES [MILLIMETERS]
 ALL TOLERANCES: ±0.005 [0.13] UNLESS OTHERWISE SPECIFIED
 FOR OTHER CONFIGURATIONS, SEE [DATA SHEET 11007](#)
 CONSULT FACTORY FOR OTHER SIZES AND CONFIGURATIONS

CUSTOMIZATION: ARIES SPECIALIZES IN CUSTOM DESIGN AND PRODUCTION. SPECIAL MATERIALS, PLATINGS, SIZES, AND CONFIGURATIONS CAN BE FURNISHED, DEPENDING ON QUANTITY.
 ARIES RESERVES THE RIGHT TO CHANGE PRODUCT GENERAL SPECIFICATIONS WITHOUT NOTICE
 PRINTOUTS OF THIS DOCUMENT MAY BE OUT-OF-DATE AND SHOULD BE CONSIDERED UNCONTROLLED



2609 Bartram Road • Bristol, PA 19007-6810 USA
 TEL 215-781-9956 • FAX 215-781-9845
WWW.ARIESELEC.COM • INFO@ARIESELEC.COM



Данный компонент на территории Российской Федерации

Вы можете приобрести в компании MosChip.

Для оперативного оформления запроса Вам необходимо перейти по данной ссылке:

<http://moschip.ru/get-element>

Вы можете разместить у нас заказ для любого Вашего проекта, будь то серийное производство или разработка единичного прибора.

В нашем ассортименте представлены ведущие мировые производители активных и пассивных электронных компонентов.

Нашей специализацией является поставка электронной компонентной базы двойного назначения, продукции таких производителей как XILINX, Intel (ex.ALTERA), Vicor, Microchip, Texas Instruments, Analog Devices, Mini-Circuits, Amphenol, Glenair.

Сотрудничество с глобальными дистрибьюторами электронных компонентов, предоставляет возможность заказывать и получать с международных складов практически любой перечень компонентов в оптимальные для Вас сроки.

На всех этапах разработки и производства наши партнеры могут получить квалифицированную поддержку опытных инженеров.

Система менеджмента качества компании отвечает требованиям в соответствии с ГОСТ Р ИСО 9001, ГОСТ РВ 0015-002 и ЭС РД 009

Офис по работе с юридическими лицами:

105318, г.Москва, ул.Щербаковская д.3, офис 1107, 1118, ДЦ «Щербаковский»

Телефон: +7 495 668-12-70 (многоканальный)

Факс: +7 495 668-12-70 (доб.304)

E-mail: info@moschip.ru

Skype отдела продаж:

moschip.ru

moschip.ru_4

moschip.ru_6

moschip.ru_9