

2N7002

**SURFACE MOUNT SILICON  
N-CHANNEL  
ENHANCEMENT-MODE  
MOSFET**



**SOT-23 CASE**



[www.centrasemi.com](http://www.centrasemi.com)

**DESCRIPTION:**

The CENTRAL SEMICONDUCTOR 2N7002 type is an N-Channel enhancement-mode MOSFET manufactured by the N-Channel DMOS Process, designed for high speed pulsed amplifier and driver applications.

**MARKING CODE: 702**

**MAXIMUM RATINGS:** (T<sub>A</sub>=25°C)

Drain-Source Voltage  
Drain-Gate Voltage  
Gate-Source Voltage  
Continuous Drain Current (T<sub>C</sub>=25°C)  
Continuous Drain Current (T<sub>C</sub>=100°C)  
Continuous Source Current (Body Diode)  
Maximum Pulsed Drain Current  
Maximum Pulsed Source Current  
Power Dissipation  
Operating and Storage Junction Temperature  
Thermal Resistance

**SYMBOL**

V<sub>DS</sub> 60  
V<sub>DG</sub> 60  
V<sub>GS</sub> 40  
I<sub>D</sub> 115  
I<sub>D</sub> 75  
I<sub>S</sub> 115  
I<sub>DM</sub> 800  
I<sub>SM</sub> 800  
P<sub>D</sub> 350  
T<sub>J</sub>, T<sub>stg</sub> -65 to +150  
θ<sub>JA</sub> 357

**UNITS**

V  
V  
V  
mA  
mA  
mA  
mA  
mA  
mW  
°C  
°C/W

**ELECTRICAL CHARACTERISTICS:** (T<sub>A</sub>=25°C unless otherwise noted)

SYMBOL	TEST CONDITIONS	MIN	TYP	MAX	UNITS
I <sub>GSSF</sub>	V <sub>GS</sub> =20V			100	nA
I <sub>GSSR</sub>	V <sub>GS</sub> =20V			100	nA
I <sub>DSS</sub>	V <sub>DS</sub> =60V, V <sub>GS</sub> =0			1.0	μA
I <sub>DSS</sub>	V <sub>DS</sub> =60V, V <sub>GS</sub> =0, T <sub>A</sub> =125°C			500	μA
I <sub>D(ON)</sub>	V <sub>DS</sub> =10V, V <sub>GS</sub> =10V	500			mA
BV <sub>DSS</sub>	I <sub>D</sub> =10μA	60	105		V
V <sub>GS(th)</sub>	V <sub>DS</sub> =V <sub>GS</sub> , I <sub>D</sub> =250μA	1.0	2.1	2.5	V
V <sub>DS(ON)</sub>	V <sub>GS</sub> =10V, I <sub>D</sub> =500mA			3.75	V
V <sub>DS(ON)</sub>	V <sub>GS</sub> =5.0V, I <sub>D</sub> =50mA			0.375	V
V <sub>SD</sub>	V <sub>GS</sub> =0, I <sub>S</sub> =11.5mA			1.5	V
r <sub>DS(ON)</sub>	V <sub>GS</sub> =10V, I <sub>D</sub> =500mA		3.7	7.5	Ω
r <sub>DS(ON)</sub>	V <sub>GS</sub> =10V, I <sub>D</sub> =500mA, T <sub>A</sub> =100°C			13.5	Ω
r <sub>DS(ON)</sub>	V <sub>GS</sub> =5.0V, I <sub>D</sub> =50mA		6.2	7.5	Ω
r <sub>DS(ON)</sub>	V <sub>GS</sub> =5.0V, I <sub>D</sub> =50mA, T <sub>A</sub> =100°C			13.5	Ω
g <sub>FS</sub>	V <sub>DS</sub> =10V, I <sub>D</sub> =200mA	80			mS

R6 (9-February 2015)

2N7002

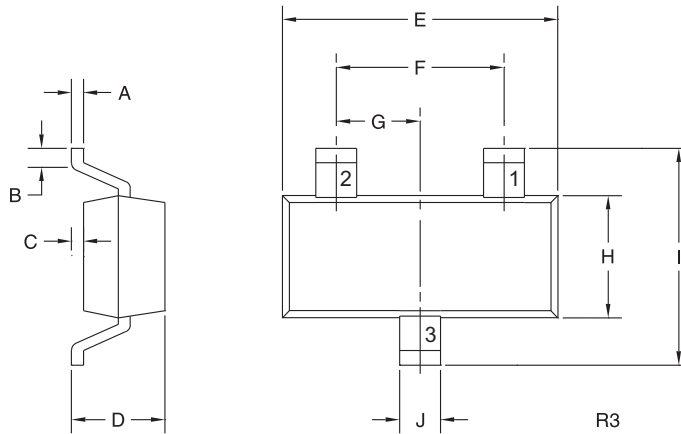
**SURFACE MOUNT SILICON  
N-CHANNEL  
ENHANCEMENT-MODE  
MOSFET**



**ELECTRICAL CHARACTERISTICS - Continued:** ( $T_A=25^\circ\text{C}$  unless otherwise noted)

SYMBOL	TEST CONDITIONS	TYP	MAX	UNITS
$C_{rss}$	$V_{DS}=25\text{V}$ , $V_{GS}=0$ , $f=1.0\text{MHz}$		5.0	pF
$C_{iss}$	$V_{DS}=25\text{V}$ , $V_{GS}=0$ , $f=1.0\text{MHz}$		50	pF
$C_{oss}$	$V_{DS}=25\text{V}$ , $V_{GS}=0$ , $f=1.0\text{MHz}$		25	pF
$Q_{g(tot)}$	$V_{DS}=30\text{V}$ , $V_{GS}=4.5\text{V}$ , $I_D=100\text{mA}$	0.592		nC
$Q_{gs}$	$V_{DS}=30\text{V}$ , $V_{GS}=4.5\text{V}$ , $I_D=100\text{mA}$	0.196		nC
$Q_{gd}$	$V_{DS}=30\text{V}$ , $V_{GS}=4.5\text{V}$ , $I_D=100\text{mA}$	0.148		nC
$t_{on}$	$V_{DD}=30\text{V}$ , $I_D=200\text{mA}$ , $R_G=25\Omega$ , $R_L=150\Omega$		20	ns
$t_{off}$	$V_{DD}=30\text{V}$ , $I_D=200\text{mA}$ , $R_G=25\Omega$ , $R_L=150\Omega$		20	ns

**SOT-23 CASE - MECHANICAL OUTLINE**



**LEAD CODE:**

- 1) Gate
- 2) Source
- 3) Drain

**MARKING CODE: 702**

SYMBOL	DIMENSIONS			
	INCHES		MILLIMETERS	
	MIN	MAX	MIN	MAX
A	0.003	0.007	0.08	0.18
B	0.006	-	0.15	-
C	-	0.005	-	0.13
D	0.035	0.043	0.89	1.09
E	0.110	0.120	2.80	3.05
F	0.075		1.90	
G	0.037		0.95	
H	0.047	0.055	1.19	1.40
I	0.083	0.098	2.10	2.49
J	0.014	0.020	0.35	0.50

SOT-23 (REV: R3)

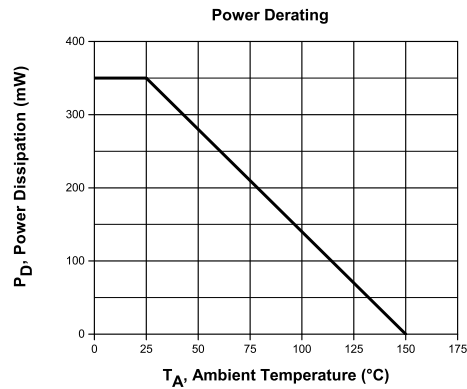
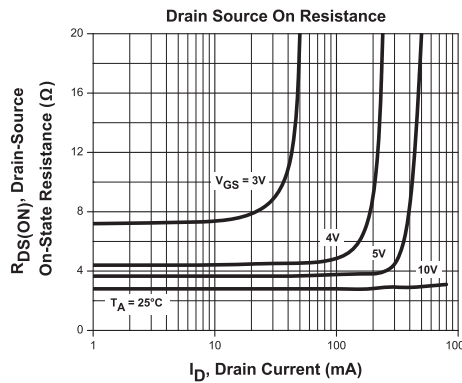
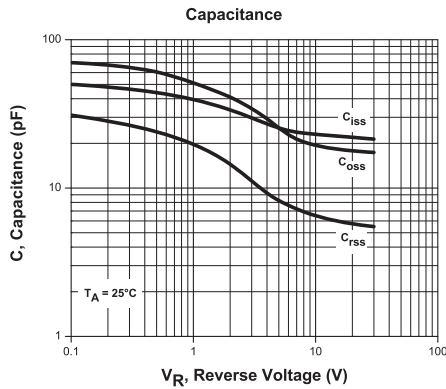
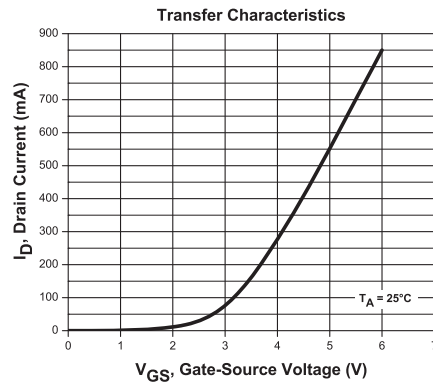
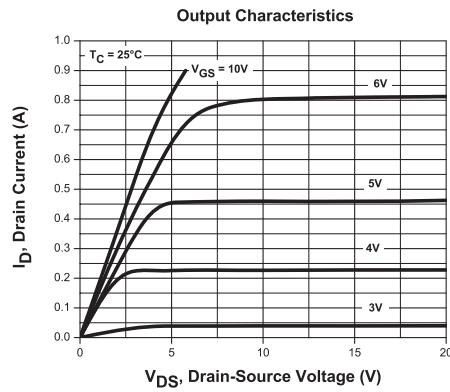
R6 (9-February 2015)

2N7002

SURFACE MOUNT SILICON  
N-CHANNEL  
ENHANCEMENT-MODE  
MOSFET



### TYPICAL ELECTRICAL CHARACTERISTICS



R6 (9-February 2015)

2N7002

**SURFACE MOUNT SILICON  
N-CHANNEL  
ENHANCEMENT-MODE  
MOSFET**



#### **SERVICES**

- Bonded Inventory
- Custom Electrical Screening
- Custom Electrical Characteristic Curves
- SPICE Models
- Custom Packaging
- Package Base Options
- Custom Device Development/ Multi Discrete Modules (MDM™)
- Bare Die Available for Hybrid Applications

---

**LIMITATIONS AND DAMAGES DISCLAIMER:** In no event shall Central be liable for any collateral, indirect, punitive, incidental, consequential, or exemplary damages in connection with or arising out of a purchase order or contract or the use of products provided hereunder, regardless of whether Central has been advised of the possibility of such damages. Excluded damages shall include, but not be restricted to: cost of removal or reinstallation, rework, ancillary costs to the procurement of substitute products, loss of profits, loss of savings, loss of use, loss of data, or business interruption. No claim, suit, or action shall be brought against Central more than two (2) years after the related cause of action has occurred.

In no event shall Central's aggregate liability from any warranty, indemnity, or other obligation arising out of or in connection with a purchase order or contract, or any use of any Central product provided hereunder, exceed the total amount paid to Central for the specific products sold under a purchase order or contract with respect to which losses or damages are claimed. The existence of more than one (1) claim against the specific products sold to Buyer under a purchase order or contract shall not enlarge or extend this limit.

Buyer understands and agrees that the foregoing liability limitations are essential elements of a purchase order or contract and that in the absence of such limitations, the material and economic terms of the purchase order or contract would be substantially different.

R6 (9-February 2015)

## Данный компонент на территории Российской Федерации

### Вы можете приобрести в компании MosChip.

Для оперативного оформления запроса Вам необходимо перейти по данной ссылке:

<http://moschip.ru/get-element>

Вы можете разместить у нас заказ для любого Вашего проекта, будь то серийное производство или разработка единичного прибора.

В нашем ассортименте представлены ведущие мировые производители активных и пассивных электронных компонентов.

Нашей специализацией является поставка электронной компонентной базы двойного назначения, продукции таких производителей как XILINX, Intel (ex.ALTERA), Vicor, Microchip, Texas Instruments, Analog Devices, Mini-Circuits, Amphenol, Glenair.

Сотрудничество с глобальными дистрибьюторами электронных компонентов, предоставляет возможность заказывать и получать с международных складов практически любой перечень компонентов в оптимальные для Вас сроки.

На всех этапах разработки и производства наши партнеры могут получить квалифицированную поддержку опытных инженеров.

Система менеджмента качества компании отвечает требованиям в соответствии с ГОСТ Р ИСО 9001, ГОСТ РВ 0015-002 и ЭС РД 009

### Офис по работе с юридическими лицами:

105318, г.Москва, ул.Щербаковская д.3, офис 1107, 1118, ДЦ «Щербаковский»

Телефон: +7 495 668-12-70 (многоканальный)

Факс: +7 495 668-12-70 (доб.304)

E-mail: [info@moschip.ru](mailto:info@moschip.ru)

Skype отдела продаж:

moschip.ru

moschip.ru\_4

moschip.ru\_6

moschip.ru\_9