

## PCB terminal block - MKDS 5N HV/11-ZB-6,35 - 1777639

Please be informed that the data shown in this PDF Document is generated from our Online Catalog. Please find the complete data in the user's documentation. Our General Terms of Use for Downloads are valid (<http://phoenixcontact.com/download>)



PCB terminal block, Nominal current: 41 A, Nom. voltage: 1000 V, Pitch: 6.35 mm, Number of positions: 11, Connection method: Screw connection, Mounting: Soldering, Conductor/PCB connection direction: 0 °, Color: green

The illustration shows the 5-pos. version

### Product Features

- ✓ Versions with anti-rotation pins (MKDSV, recommended for 2-pos. connections)
- ✓ MKDS 5N HV high-voltage PCB terminal blocks with increased air and creepage distances
- ✓ Unlimited 600 V UL approval thanks to compact zigzag pinning (MKDS 5N HV/...ZB-6,35 and MKDS 5 HV/...-9,52-Z)



### Key commercial data

|                        |          |
|------------------------|----------|
| Packing unit           | 1 pc     |
| Minimum order quantity | 50 pc    |
| Custom tariff number   | 85369010 |
| Country of origin      | Poland   |

### Technical data

#### Dimensions

|                |              |
|----------------|--------------|
| Length         | 15.85 mm     |
| Height         | 32 mm        |
| Pitch          | 6.35 mm      |
| Dimension a    | 63.5 mm      |
| Pin dimensions | 0,9 x 0,9 mm |
| Pin spacing    | 9 mm         |
| Hole diameter  | 1.3 mm       |

#### General

|                           |             |
|---------------------------|-------------|
| Range of articles         | MKDS 5 N HV |
| Insulating material group | I           |

# PCB terminal block - MKDS 5N HV/11-ZB-6,35 - 1777639

## Technical data

### General

|   |                   |
|---|-------------------|
| Rated surge voltage (III/3)             | 8 kV              |
| Rated surge voltage (III/2)             | 8 kV              |
| Rated surge voltage (II/2)              | 8 kV              |
| Rated voltage (III/3)                   | 800 V             |
| Rated voltage (III/2)                   | 1000 V            |
| Rated voltage (II/2)                    | 1000 V            |
| Connection in acc. with standard        | EN-VDE            |
| Nominal current $I_N$                   | 41 A              |
| Nominal cross section                   | 4 mm <sup>2</sup> |
| Maximum load current                    | 41 A              |
| Insulating material                     | PA                |
| Solder pin surface                      | Sn                |
| Inflammability class according to UL 94 | V0                |
| Stripping length                        | 8 mm              |
| Number of positions                     | 11                |
| Screw thread                            | M3                |
| Tightening torque, min                  | 0.5 Nm            |
| Tightening torque max                   | 0.6 Nm            |

### Connection data

|   |                      |
|---|----------------------|
| Conductor cross section solid min.  | 0.2 mm <sup>2</sup>  |
| Conductor cross section solid max.  | 6 mm <sup>2</sup>    |
| Conductor cross section stranded min.   | 0.2 mm <sup>2</sup>  |
| Conductor cross section stranded max.   | 4 mm <sup>2</sup>    |
| Conductor cross section stranded, with ferrule without plastic sleeve min.            | 0.2 mm <sup>2</sup>  |
| Conductor cross section stranded, with ferrule without plastic sleeve max.            | 4 mm <sup>2</sup>    |
| Conductor cross section stranded, with ferrule with plastic sleeve min.               | 0.25 mm <sup>2</sup> |
| Conductor cross section stranded, with ferrule with plastic sleeve max.               | 4 mm <sup>2</sup>    |
| Conductor cross section AWG/kcmil min.  | 24                   |
| Conductor cross section AWG/kcmil max   | 10                   |
| 2 conductors with same cross section, solid min.                                      | 0.2 mm <sup>2</sup>  |
| 2 conductors with same cross section, solid max.                                      | 1.5 mm <sup>2</sup>  |
| 2 conductors with same cross section, stranded min.                                   | 0.2 mm <sup>2</sup>  |
| 2 conductors with same cross section, stranded max.                                   | 1.5 mm <sup>2</sup>  |
| 2 conductors with same cross section, stranded, ferrules without plastic sleeve, min. | 0.25 mm <sup>2</sup> |
| 2 conductors with same cross section, stranded, ferrules without plastic sleeve, max. | 0.75 mm <sup>2</sup> |

# PCB terminal block - MKDS 5N HV/11-ZB-6,35 - 1777639

## Technical data

### Connection data

|   |                     |
|---|---------------------|
| 2 conductors with same cross section, stranded, TWIN ferrules with plastic sleeve, min. | 0.5 mm <sup>2</sup> |
| 2 conductors with same cross section, stranded, TWIN ferrules with plastic sleeve, max. | 2.5 mm <sup>2</sup> |
| Minimum AWG according to UL/CUL   | 30                  |
| Maximum AWG according to UL/CUL   | 10                  |

## Classifications

### eCl@ss

|            |          |
|------------|----------|
| eCl@ss 4.0 | 27141109 |
| eCl@ss 4.1 | 27141109 |
| eCl@ss 5.0 | 27141190 |
| eCl@ss 5.1 | 27141190 |
| eCl@ss 6.0 | 27261101 |
| eCl@ss 7.0 | 27440401 |
| eCl@ss 8.0 | 27440401 |

### ETIM

|          |          |
|----------|----------|
| ETIM 3.0 | EC001121 |
| ETIM 4.0 | EC002643 |
| ETIM 5.0 | EC002643 |

### UNSPSC

|               |          |
|---------------|----------|
| UNSPSC 6.01   | 30211801 |
| UNSPSC 7.0901 | 39121432 |
| UNSPSC 11     | 39121432 |
| UNSPSC 12.01  | 39121432 |
| UNSPSC 13.2   | 39121432 |

## Approvals

### Approvals

Approvals

UL Recognized / cUL Recognized / GOST / SEV / CCA / GOST / cULus Recognized

Ex Approvals

# PCB terminal block - MKDS 5N HV/11-ZB-6,35 - 1777639

## Approvals

Approvals submitted

### Approval details

|                                |       |       |
|--------------------------------|-------|-------|
| UL Recognized                  |       |       |
|                                | B     | C     |
| mm <sup>2</sup> /AWG/kcmil     | 30-10 | 30-10 |
| Nominal current I <sub>N</sub> | 30 A  | 30 A  |
| Nominal voltage U <sub>N</sub> | 600 V | 600 V |

|                                |       |       |
|--------------------------------|-------|-------|
| cUL Recognized                 |       |       |
|                                | B     | C     |
| mm <sup>2</sup> /AWG/kcmil     | 30-10 | 30-10 |
| Nominal current I <sub>N</sub> | 30 A  | 30 A  |
| Nominal voltage U <sub>N</sub> | 600 V | 600 V |

|      |  |
|------|--|
| GOST |  |
|------|--|

|                                |        |
|--------------------------------|--------|
| SEV                            |        |
|                                |        |
| mm <sup>2</sup> /AWG/kcmil     | 4      |
| Nominal voltage U <sub>N</sub> | 1000 V |

|                                |        |
|--------------------------------|--------|
| CCA                            |        |
|                                |        |
| mm <sup>2</sup> /AWG/kcmil     | 4      |
| Nominal voltage U <sub>N</sub> | 1000 V |

|      |  |
|------|--|
| GOST |  |
|------|--|

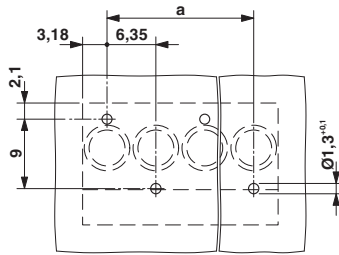
# PCB terminal block - MKDS 5N HV/11-ZB-6,35 - 1777639

## Approvals

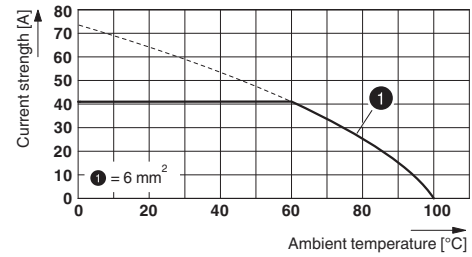


## Drawings

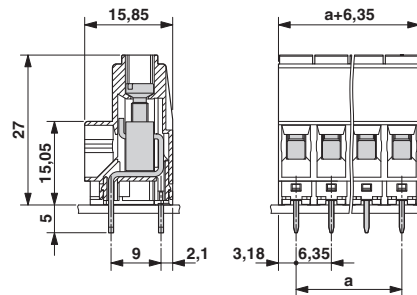
Drilling diagram



Diagram



Dimensioned drawing



## Данный компонент на территории Российской Федерации

### Вы можете приобрести в компании MosChip.

Для оперативного оформления запроса Вам необходимо перейти по данной ссылке:

<http://moschip.ru/get-element>

Вы можете разместить у нас заказ для любого Вашего проекта, будь то серийное производство или разработка единичного прибора.

В нашем ассортименте представлены ведущие мировые производители активных и пассивных электронных компонентов.

Нашей специализацией является поставка электронной компонентной базы двойного назначения, продукции таких производителей как XILINX, Intel (ex.ALTERA), Vicor, Microchip, Texas Instruments, Analog Devices, Mini-Circuits, Amphenol, Glenair.

Сотрудничество с глобальными дистрибьюторами электронных компонентов, предоставляет возможность заказывать и получать с международных складов практически любой перечень компонентов в оптимальные для Вас сроки.

На всех этапах разработки и производства наши партнеры могут получить квалифицированную поддержку опытных инженеров.

Система менеджмента качества компании отвечает требованиям в соответствии с ГОСТ Р ИСО 9001, ГОСТ РВ 0015-002 и ЭС РД 009

### Офис по работе с юридическими лицами:

105318, г.Москва, ул.Щербаковская д.3, офис 1107, 1118, ДЦ «Щербаковский»

Телефон: +7 495 668-12-70 (многоканальный)

Факс: +7 495 668-12-70 (доб.304)

E-mail: [info@moschip.ru](mailto:info@moschip.ru)

Skype отдела продаж:

moschip.ru

moschip.ru\_4

moschip.ru\_6

moschip.ru\_9