Preliminary Data Sheet PD-20682 09/04

International
IOR Rectifier

12CWQ10G

SCHOTTKY RECTIFIER

12 Amp

$I_{F(AV)}$ = 12Amp
V_R = 100V

Major Ratings and Characteristics

Characteristics		Values	Units
$I_{F(AV)}$	Rectangular waveform	12	A
V_{RRM}		100	V
I_{FSM}	@ tp = 5 µs sine	330	A
V_F	@6 Apk, T_J = 125°C (per leg)	0.65	V
T_J	range	- 55 to 150	°C

Description/ Features

The 12CWQ10G surface mount, center tap, Schottky rectifier series has been designed for applications requiring low forward drop and small foot prints on PC board. Typical applications are in disk drives, switching power supplies, converters, free-wheeling diodes, battery charging, and reverse battery protection.

- Popular D-PAK outline
- Center tap configuration
- Small foot print, surface mountable
- Low forward voltage drop
- High frequency operation
- Guard ring for enhanced ruggedness and long term reliability

Case Styles

12CWQ10G

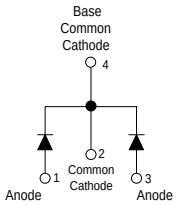

D-PAK

Voltage Ratings

Part number	12CWQ10G
V_R Max. DC Reverse Voltage (V)	100
V_{RWM} Max. Working Peak Reverse Voltage (V)	

Absolute Maximum Ratings

Parameters		12CWQ...	Units	Conditions	
$I_{F(AV)}$	Max. Average Forward (Per Leg)	6	A	50% duty cycle @ T_C = 135°C, rectangular wave form	
	Current * See Fig. 5 (Per Device)	12			
I_{FSM}	Max. Peak One Cycle Non-Repetitive	330	A	5µs Sine or 3µs Rect. pulse	Following any rated load condition and with rated V_{RRM} applied
	Surge Current * See Fig. 7 (Per Leg)	110		10ms Sine or 6ms Rect. pulse	
E_{AS}	Non-Repetit. Avalanche Energy (Per Leg)	6	mJ	T_J = 25 °C, I_{AS} = 1 Amps, L = 12 mH	
I_{AR}	Repetitive Avalanche Current (Per Leg)	1	A	Current decaying linearly to zero in 1 µsec Frequency limited by T_J max. V_A = 1.5 x V_R typical	

Electrical Specifications

Parameters		12CWQ...	Units	Conditions	
V_{FM}	Max. Forward Voltage Drop	0.80	V	@ 6A	T_J = 25 °C
	(Per Leg) * See Fig. 1 (1)	0.95	V	@ 12A	
		0.65	V	@ 6A	T_J = 125 °C
		0.78	V	@ 12A	
I_{RM}	Max. Reverse Leakage Current	0.22	mA	T_J = 25 °C	V_R = rated V_R
	(Per Leg) * See Fig. 2 (1)	4	mA	T_J = 125 °C	
$V_{F(TO)}$	Threshold Voltage	0.47	V	T_J = T_J max.	
r_t	Forward Slope Resistance	20.68	mΩ		
C_T	Typ. Junction Capacitance (Per Leg)	183	pF	V_R = 5V_{DC} (test signal range 100Khz to 1Mhz) 25°C	
L_S	Typical Series Inductance (Per Leg)	5.0	nH	Measured lead to lead 5mm from package body	

(1) Pulse Width < 300µs, Duty Cycle <2%

Thermal-Mechanical Specifications

Parameters		12CWQ...	Units	Conditions
T_J	Max. Junction Temperature Range (*)	-55 to 150	°C	
T_{stg}	Max. Storage Temperature Range	-55 to 150	°C	
R_{thJC}	Max. Thermal Resistance (Per Leg)	3.0	°C/W	DC operation * See Fig. 4
	Junction to Case (Per Device)	1.5		
wt	Approximate Weight	0.3 (0.01)	g (oz.)	
	Case Style	D-Pak		Similar to TO-252AA
	Device Marking	12CWQ10G		

(*) $\frac{dPtot}{dTj} < \frac{1}{Rth(j\text{-}a)}$ thermal runaway condition for a diode on its own heatsink

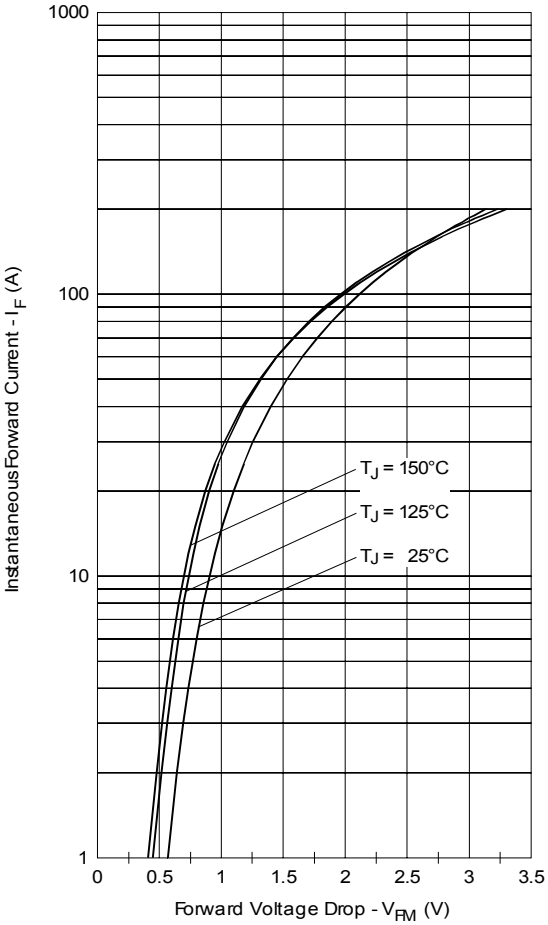

Fig. 1 - Max. Forward Voltage Drop Characteristics (Per Leg)

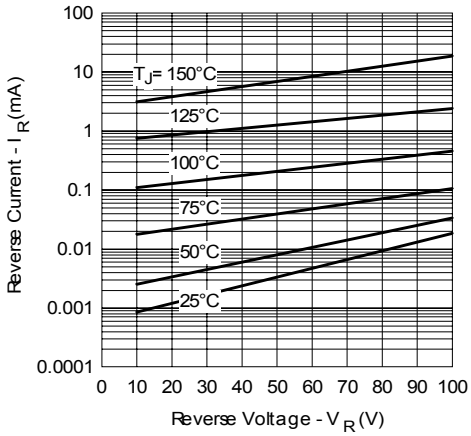

Fig. 2 - Typical Values Of Reverse Current Vs. Reverse Voltage (Per Leg)

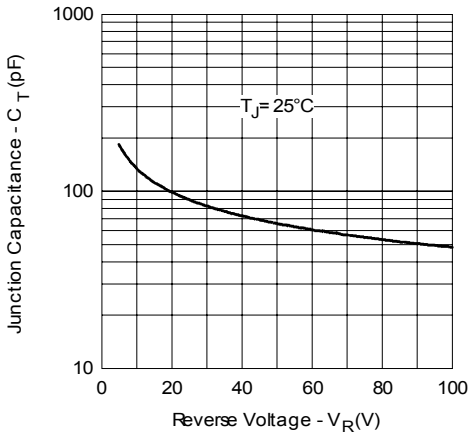

Fig. 3 - Typical Junction Capacitance Vs. Reverse Voltage (Per Leg)

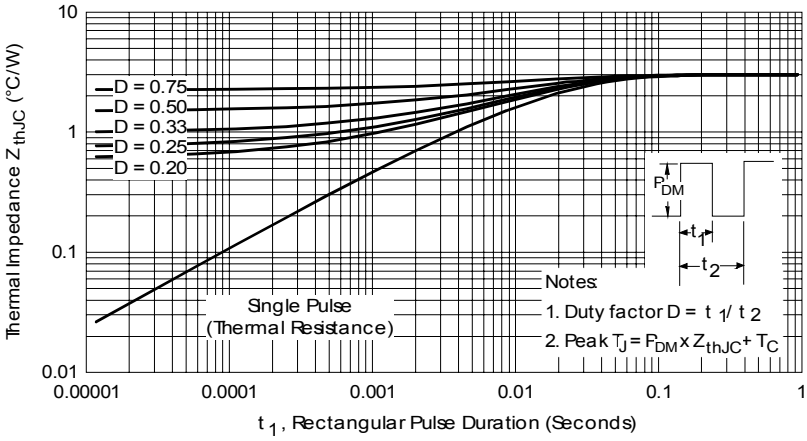

Fig. 4 - Max. Thermal Impedance Z_{thJC} Characteristics (Per Leg)

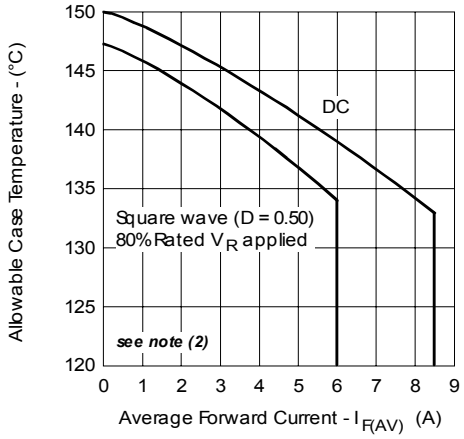

Fig. 5 - Max. Allowable Case Temperature Vs. Average Forward Current (Per Leg)

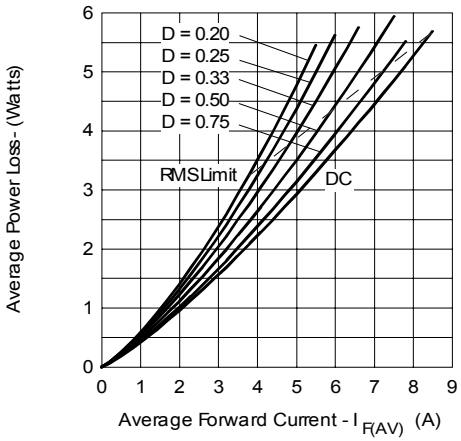

Fig. 6 - Forward Power Loss Characteristics (Per Leg)

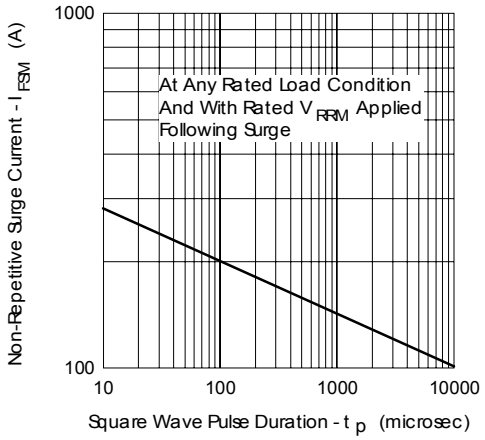

Fig. 7 - Max. Non-Repetitive Surge Current (Per Leg)

(2) Formula used: $T_C = T_J - (Pd + Pd_{REV}) \times R_{thJC}$;
Pd = Forward Power Loss = $I_{F(AV)} \times V_{FM}$ @ ($I_{F(AV)}$ / D) (see Fig. 6);
Pd_{REV} = Inverse Power Loss = $V_{R1} \times I_R$ (1 - D); I_R @ V_{R1} = 80% rated V_R

Outline Table

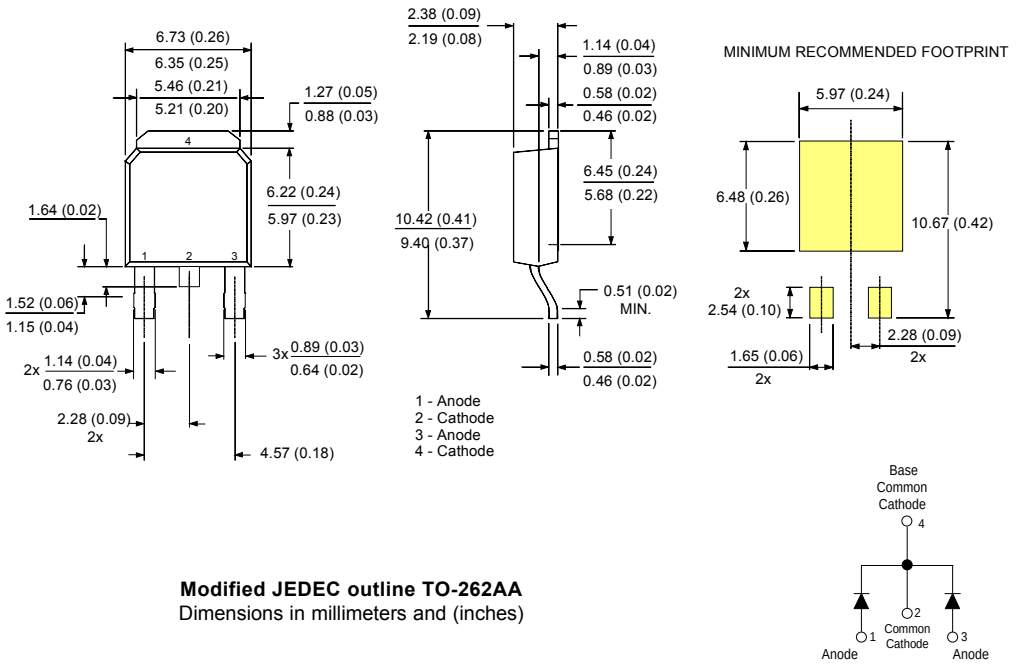

Modified JEDEC outline TO-262AA
Dimensions in millimeters and (inches)

Marking Information

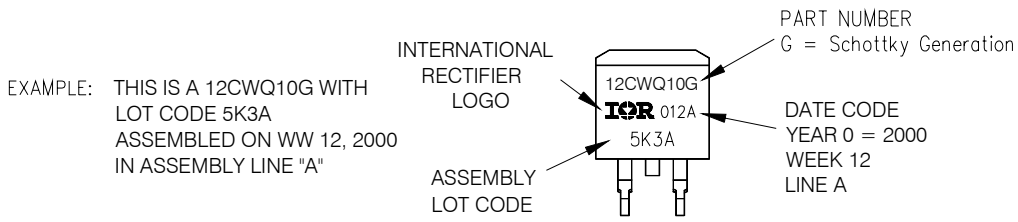

Tape & Reel Information

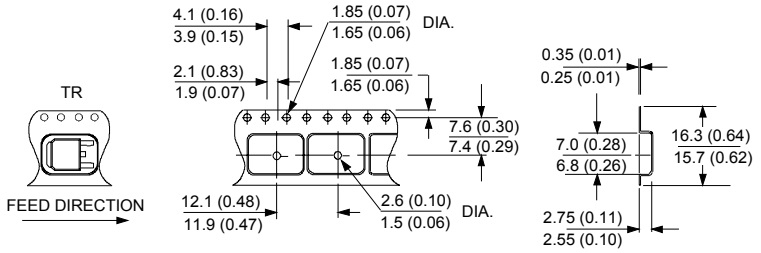

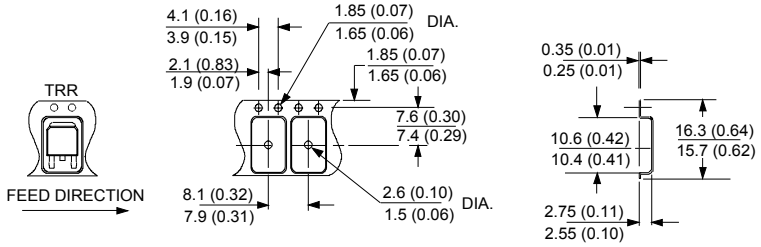

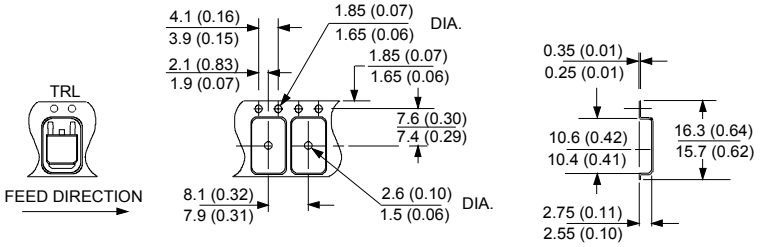

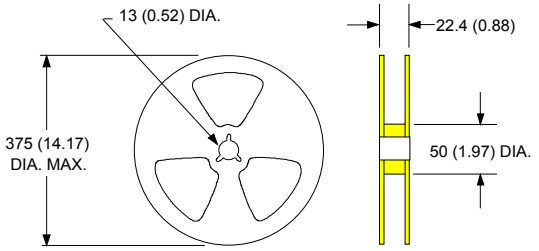

TO-252AA Tape & Reel

When ordering, indicate the part number, part orientation, and the quantity. Quantities are in multiples of 2,000 pieces per reel for TR and multiples of 3,000 pieces per reel for both TRL and TRR.

Ordering Information Table

Device Code

12	C	W	Q	10	G	TRL	-
1	2	3	4	5	6	7	8

1 - Current Rating
2 - C = Common Cathode
3 - Package
W = D-PAK
4 - Q = Schottky Q Series
5 - Voltage Rating: Code x 10 = V_{RRM} (10 = 100V)
6 - Schottky Generation
7 - • None = Tube (75 pieces)
• TR = Tape & Reel
• TRL = Tape & Reel (Left Oriented)
• TRR = Tape & Reel (Right Oriented)
8 - • none = Standard Production
• PbF = Lead-Free

Data and specifications subject to change without notice.
This product has been designed for Q1O1.
Qualification Standards can be found on IR's Web site.

International
IOR Rectifier

IR WORLD HEADQUARTERS: 233 Kansas St., El Segundo, California 90245, USA Tel: (310) 252-7105
TAC Fax: (310) 252-7309
Visit us at www.irf.com for sales contact information. 09/04

Общество с ограниченной ответственностью «МосЧип» ИНН 7719860671 / КПП 771901001
Адрес: 105318, г.Москва, ул.Щербаковская д.3, офис 1107

Данный компонент на территории Российской Федерации

Вы можете приобрести в компании MosChip.

Для оперативного оформления запроса Вам необходимо перейти по данной ссылке:

http://moschip.ru/get-element

Вы можете разместить у нас заказ для любого Вашего проекта, будь то серийное производство или разработка единичного прибора.

В нашем ассортименте представлены ведущие мировые производители активных и пассивных электронных компонентов.

Нашей специализацией является поставка электронной компонентной базы двойного назначения, продукции таких производителей как XILINX, Intel (ex.ALTERA), Vicor, Microchip, Texas Instruments, Analog Devices, Mini-Circuits, Amphenol, Glenair.

Сотрудничество с глобальными дистрибьюторами электронных компонентов, предоставляет возможность заказывать и получать с международных складов практически любой перечень компонентов в оптимальные для Вас сроки.

На всех этапах разработки и производства наши партнеры могут получить квалифицированную поддержку опытных инженеров.

Система менеджмента качества компании отвечает требованиям в соответствии с ГОСТ Р ИСО 9001, ГОСТ РВ 0015-002 и ЭС РД 009

Офис по работе с юридическими лицами:

105318, г.Москва, ул.Щербаковская д.3, офис 1107, 1118, ДЦ «Щербаковский»

Телефон: +7 495 668-12-70 (многоканальный)

Факс: +7 495 668-12-70 (доб.304)

E-mail: info@moschip.ru

Skype отдела продаж:
moschip.ru
moschip.ru_4
moschip.ru_6
moschip.ru_9