

DS1200

1200 Watts

Distributed Power System

Distributed Power Bulk Front-End
Total Output Power: 1200 Watts
+3.3 Vdc Stand-by Output
Wide Range Input Voltage: 90 - 264 Vac



Special Features

- Active power factor correction
- EN61000-3-2 harmonic compliance
- Active AC inrush control
- 1U X 2U form factor
- 21.71 W / in³
- +12 Vdc Output
- +3.3 Vdc stand-by (5 V standby - consult factory)
- No minimum load required
- Hot plug operation
- N + 1 redundant
- Internal OR'ing fets
- Active current sharing (10 - 100% load)
- Built-in cooling fan (40 mm x 28 mm)
- I²C communication interface bus
- PMBus compliant
- EERPOM for FRU data
- Red/green bi-color LED status
- Internal fan speed control
- Fan Fail Tach Output Signal
- INTEL, SSI Std. logic timing
- INTEL, SSI Std. FRU data format
- Full digital control
- Two year warranty

Safety

- UL/cUL 60950 (UL Recognized)
- NEMKO+ CB Report EN60950
- EN60950
- CE Mark
- China CCC

Electrical Specifications

Input	
Input range:	180 - 264 (1200 W) 90 - 264 (1000 W)
Frequency:	47-63 Hz, single phase AC
Inrush current:	40 Apk maximum inrush current
Efficiency:	> 91% typical at high line 50% load
Conducted EMI:	FCC Subpart J EN55022 Class B
Radiated EMI:	FCC Subpart J EN55022 Class B
Power factor:	0.99 typical
Leakage current:	1.40 mA @ 240 VAC
Hold up time:	12 ms minimum
Output	
Main DC voltage:	+12 V @ 100 A (high line) +12 V @ 81.6 A (low line)
Stand-By:	+3.3 Vsb @ 6 A (5 V @ 4 A available)
Adjustment range:	±5% on +12V only using I ² C
Regulation:	+12 Vdc; +5% / -5% +3.3 Vsb; +5% / -5%
Over current:	+12 Vdc; latches off if overcurrent lasts over 1 second, otherwise it is auto recovery (See Table 1 next page) +3.3 Vsb, 9 A max (hiccup mode)
Over voltage:	+12 Vdc; 13.2 - 14.4 Vdc +3.3 Vsb; 3.76 - 4.30 Vdc
Under voltage:	+12 Vdc; 9 - 10.8 V (latch off)
Turn-on delay:	2 second max, 5 - 50 mS, monotonic rise
Main output rise time:	5 - 50 mS, monotonic rise

Logic Control

PS_SEATED (A4):	TTL logic LOW if power supply is seated into system connector. This is a short pin. A logic HIGH if the PSU is removed
PWR GOOD (C3):	Active TTL high when output is within regulation limits.
AC OK (B1):	A low logic level if the input voltage is within allowable limits. A TTL logic HIGH level, and a 5mS early warning signal before 12.0 V DC output loss of regulation.
PS_INHIBIT/PS_KILL (B4):	When left open power supply operation will be inhibited. When the power supply is inserted into the system, this pin will be pull low by the system and turn the power supply on only after all other power supply pins have seated.
PS ON (A1):	The output will be enabled when this signal is pulled low, below 0.8 V outputs disabled when pin is driven high or left open.

Environmental Specifications

Operating temperature:	-10° to 50 °C
Storage temperature:	-40 °C to +85 °C
Altitude, operating:	10,000 ft
Electromagnetic susceptibility / Input transients:	-EN61000-3-2, -3-3 -EN61000-4-2, 4.3, 4-4, -4-5, 4-11 Level -EN55024:1998
RoHS & lead-free compliant:	No tantalum caps.
Humidity:	20 to 90% RH, non-condensing
Shock and vibration specifications:	Complies with Astec Std. Specifications, Q3205
MTBF (Demonstrated):	500K Hrs at full load, 40 °C

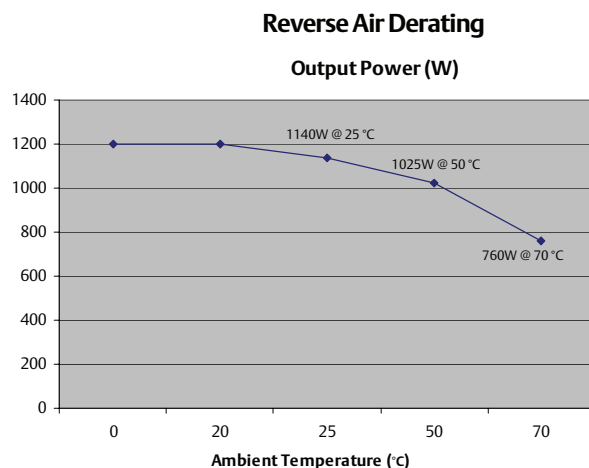
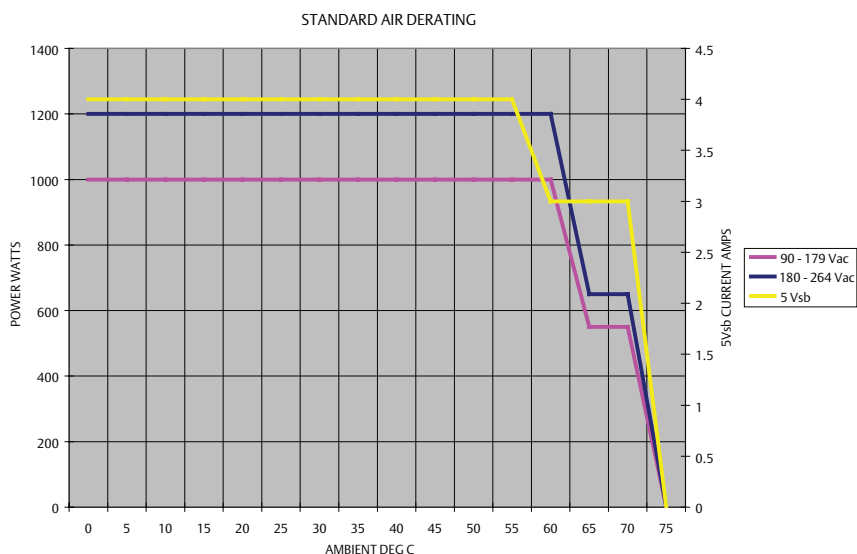
Ordering Information

Model Number	Nominal Output Voltage Set Point	Set Point Tolerance	Total Regulation	Minimum Current	Maximum Current	Output Ripple P/P	Over Current	Stand-by	Air Flow
DS1200-3	12.0 Vdc	±0.2%	±5%	0 A	100 A	120 mV	118 A - 147.6 A*	3.3 V @ 6 A	STD
DS1200-3-002	12.0 Vdc	±0.2%	±5%	0 A	100 A	120 mV	118 A - 147.6 A*	5.0 V @ 4 A	STD
DS1200-3-003**	12.0 Vdc	±0.2%	±5%	0 A	100 A	120 mV	118 A - 147.6 A*	3.3 V @ 6 A	REV†
DS1200-3-004**	12.0 Vdc	±0.2%	±5%	0 A	100 A	120 mV	118 A - 147.6 A*	5.0 V @ 4 A	REV†

*Over current latches off if overcurrent lasts over 1 seconds, otherwise it is auto recovery.

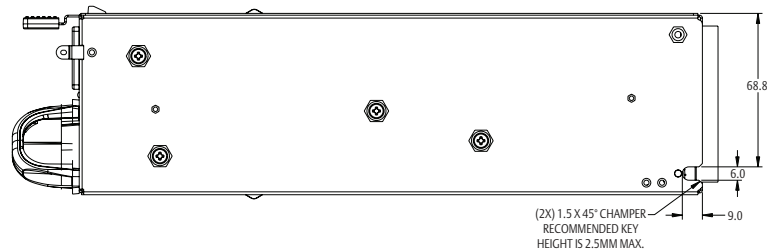
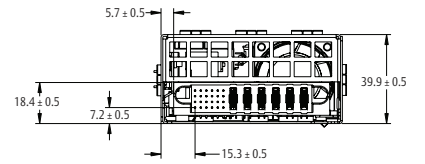
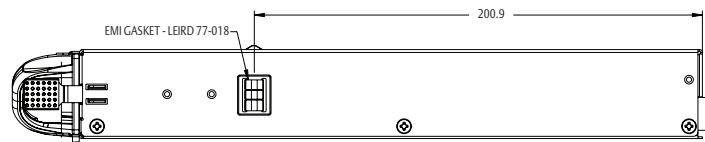
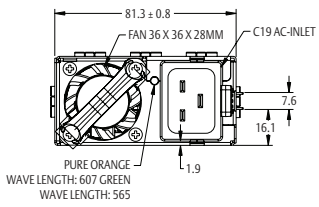
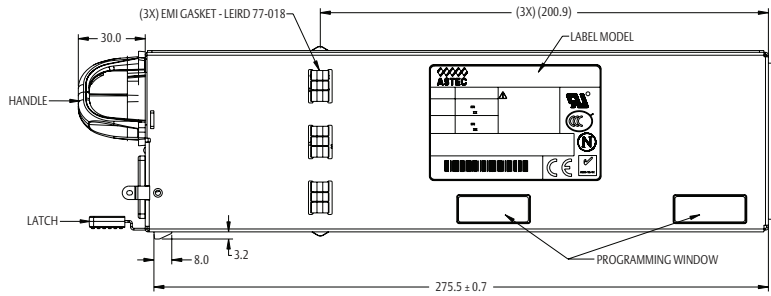
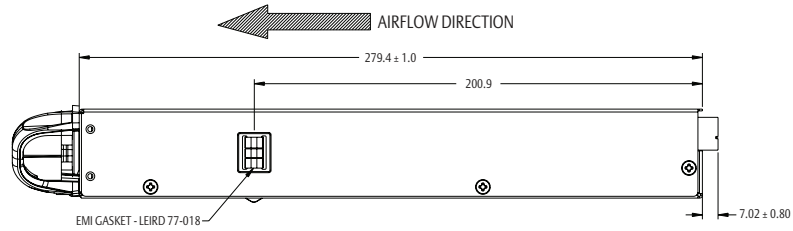
**Release in April 2010

† Derating may apply.



Mechanical Drawing

Condition	LED Status
Stand-by - ON; Main output - OFF; AC PRESENT	Blinking green
Stand-by - ON; Main output - ON;	Solid green
Main output OCP, UVP, OVP	Blinking Amber
FAN_FAULT; OTP; Stand-by OCP/UVP	Amber



DC Output Connector Pinout Assignment

Male connector as viewed from the rear of the supply:

D1	D2	D3	D4	D5	D6						
C1	C2	C3	C4	C5	C6	PB1	PB2	PB3	PB4	PB5	PB6
B1	B2	B3	B4	B5	B6						
A1	A2	A3	A4	A5	A6						

P1 - Power Supply Side

1. FCI Power Blade 51721 series
51721-10002406AA
2. Molex Power Connector
SD-87667 series
87667-7002

Mating Connector (System Side)

1. FCI Power Blade
51741-10002406CC
Straight Pins
2. FCI Power Blade
51761-10002406AALF
Right Angle

Pin Assignments

Pin	Signal Name
PB 1	Main output return
PB 2	Main output return
PB 3	Main output return
PB 4	+ Main output
PB 5	+ Main output
PB 6	+ Main output
A1	PS_ON
A2	Main output remote sense return
A3	Spare
A4	PS_SEATED (Power Supply Seated)
A5	STAND-BY
A6	STAND-BY RETURN
B1	AC_OK (AC Input Present)
B2	Main output remote sense
B3	Main output current share
B4	PS_INHIBIT / PS_Kill
B5	STAND-BY
B6	STAND-BY RETURN
C1	SDA (I ² C Data Signal)
C2	SCL (I ² C Clock Signal)*
C3	POWER GOOD
C4	Spare
C5	STAND-BY
C6	STAND-BY RETURN
D1	A0 (I ² C Address BIT 0 Signal)
D2	A1 (I ² C Address BIT 1 Signal)
D3	S_INT (Alarm)
D4	STAND-BY RMT SENSE
D5	STAND-BY
D6	STAND-BY RETURN

*Supports I²C standard mode (100 kHz) only

Americas

5810 Van Allen Way
Carlsbad, CA 92008
USA
Telephone: +1 760 930 4600
Facsimile: +1 760 930 0698

Europe (UK)

Waterfront Business Park
Merry Hill, Dudley
West Midlands, DY5 1LX
United Kingdom
Telephone: +44 (0) 1384 842 211
Facsimile: +44 (0) 1384 843 355

Asia (HK)

14/F, Lu Plaza
2 Wing Yip Street
Kwun Tong, Kowloon
Hong Kong
Telephone: +852 2176 3333
Facsimile: +852 2176 3888

For global contact, visit:

www.Emerson.com/EmbeddedPower
techsupport.embeddedpower@emerson.com

While every precaution has been taken to ensure accuracy and completeness in this literature, Emerson Network Power assumes no responsibility, and disclaims all liability for damages resulting from use of this information or for any errors or omissions.

Emerson Network Power.
The global leader in enabling
business-critical continuity.

- AC Power
- Connectivity
- DC Power
- Embedded Computing
- **Embedded Power**
- Monitoring
- Outside Plant
- Power Switching & Controls
- Precision Cooling
- Racks & Integrated Cabinets
- Services
- Surge Protection

EmersonNetworkPower.com

Emerson Network Power and the Emerson Network Power logo are trademarks and service marks of Emerson Electric Co.
©2011 Emerson Electric Co.

Данный компонент на территории Российской Федерации

Вы можете приобрести в компании MosChip.

Для оперативного оформления запроса Вам необходимо перейти по данной ссылке:

<http://moschip.ru/get-element>

Вы можете разместить у нас заказ для любого Вашего проекта, будь то серийное производство или разработка единичного прибора.

В нашем ассортименте представлены ведущие мировые производители активных и пассивных электронных компонентов.

Нашей специализацией является поставка электронной компонентной базы двойного назначения, продукции таких производителей как XILINX, Intel (ex.ALTERA), Vicor, Microchip, Texas Instruments, Analog Devices, Mini-Circuits, Amphenol, Glenair.

Сотрудничество с глобальными дистрибьюторами электронных компонентов, предоставляет возможность заказывать и получать с международных складов практически любой перечень компонентов в оптимальные для Вас сроки.

На всех этапах разработки и производства наши партнеры могут получить квалифицированную поддержку опытных инженеров.

Система менеджмента качества компании отвечает требованиям в соответствии с ГОСТ Р ИСО 9001, ГОСТ РВ 0015-002 и ЭС РД 009

Офис по работе с юридическими лицами:

105318, г.Москва, ул.Щербаковская д.3, офис 1107, 1118, ДЦ «Щербаковский»

Телефон: +7 495 668-12-70 (многоканальный)

Факс: +7 495 668-12-70 (доб.304)

E-mail: info@moschip.ru

Skype отдела продаж:

moschip.ru

moschip.ru_4

moschip.ru_6

moschip.ru_9