



Small Signal Switching Diodes, High Voltage



FEATURES

- Silicon epitaxial planar diode
- AEC-Q101 qualified
- Material categorization:
For definitions of compliance please see www.vishay.com/doc?99912



RoHS COMPLIANT

APPLICATIONS

- General purposes

MECHANICAL DATA

Case: MiniMELF SOD-80

Weight: approx. 31 mg

Cathode band color: black

Packaging codes/options:

GS18/10K per 13" reel (8 mm tape), 10K/box

GS08/2.5K per 7" reel (8 mm tape), 12.5K/box

PARTS TABLE					
PART	TYPE DIFFERENTIATION	ORDERING CODE	TYPE MARKING	INTERNAL CONSTRUCTION	REMARKS
BAV100	$V_{RRM} = 60\text{ V}$	BAV100-GS18 or BAV100-GS08	-	Single diode	Tape and reel
BAV101	$V_{RRM} = 120\text{ V}$	BAV101-GS18 or BAV101-GS08	-	Single diode	Tape and reel
BAV102	$V_{RRM} = 200\text{ V}$	BAV102-GS18 or BAV102-GS08	-	Single diode	Tape and reel
BAV103	$V_{RRM} = 250\text{ V}$	BAV103-GS18 or BAV103-GS08	-	Single diode	Tape and reel

ABSOLUTE MAXIMUM RATINGS ($T_{amb} = 25\text{ }^{\circ}\text{C}$, unless otherwise specified)					
PARAMETER	TEST CONDITION	PART	SYMBOL	VALUE	UNIT
Repetitive peak reverse voltage		BAV100	V_{RRM}	60	V
		BAV101	V_{RRM}	120	V
		BAV102	V_{RRM}	200	V
		BAV103	V_{RRM}	250	V
Reverse voltage		BAV100	V_R	50	V
		BAV101	V_R	100	V
		BAV102	V_R	150	V
		BAV103	V_R	200	V
Peak forward surge current	$t_p = 1\text{ }\mu\text{s}$		I_{FSM}	1	A
Repetitive peak forward current			I_{FRM}	625	mA
Forward continuous current			I_F	250	mA
Power dissipation			P_{tot}	500	mW



THERMAL CHARACTERISTICS (T _{amb} = 25 °C, unless otherwise specified)				
PARAMETER	TEST CONDITION	SYMBOL	VALUE	UNIT
Thermal resistance junction to lead		R _{thJL}	350	K/W
Thermal resistance junction to ambient air	On PC board 50 mm x 50 mm x 1.6 mm	R _{thJA}	500	K/W
Junction temperature		T _j	175	°C
Storage temperature range		T _{stg}	- 65 to + 175	°C

ELECTRICAL							
PARAMETER	TEST CONDITION	PART	SYMBOL	MIN.	TYP.	MAX.	UNIT
Forward voltage	I _F = 100 mA		V _F			1000	mV
Reverse current	V _R = 50 V	BAV100	I _R			100	nA
	V _R = 100 V	BAV101	I _R			100	nA
	V _R = 150 V	BAV102	I _R			100	nA
	V _R = 200 V	BAV103	I _R			100	nA
	T _j = 100 °C, V _R = 50 V	BAV100	I _R			15	µA
	T _j = 100 °C, V _R = 100 V	BAV101	I _R			15	µA
	T _j = 100 °C, V _R = 150 V	BAV102	I _R			15	µA
	T _j = 100 °C, V _R = 200 V	BAV103	I _R			15	µA
Breakdown voltage	I _R = 100 µA, t _p /T = 0.01, t _p = 0.3 ms	BAV100	V _(BR)	60			V
	I _R = 100 µA, t _p /T = 0.01, t _p = 0.3 ms	BAV101	V _(BR)	120			V
	I _R = 100 µA, t _p /T = 0.01, t _p = 0.3 ms	BAV102	V _(BR)	200			V
		BAV103	V _(BR)	250			V
Diode capacitance	V _R = 0 V, f = 1 MHz, V _{HF} = 50 mV		C _D		1.5		pF
Differential forward current	I _F = 10 mA		r _f		5		Ω
Reverse recovery time	I _F = I _R = 30 mA, i _R = 3 mA, R _L = 100 Ω		t _{rr}			50	ns

TYPICAL CHARACTERISTICS (T_{amb} = 25 °C, unless otherwise specified)

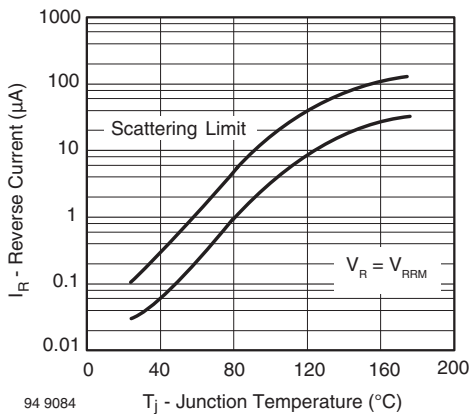


Fig. 1 - Reverse Current vs. Junction Temperature

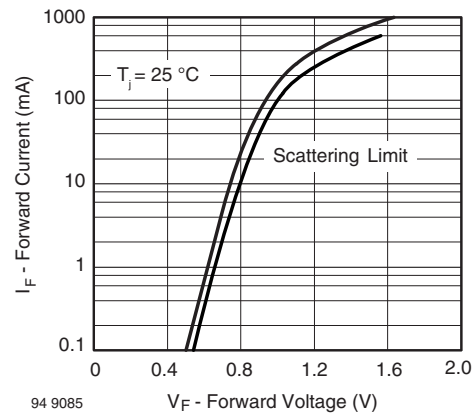
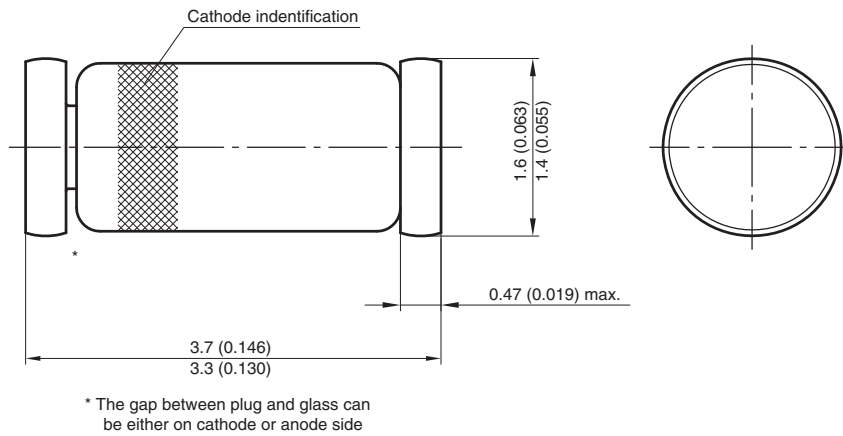


Fig. 2 - Forward Current vs. Forward Voltage

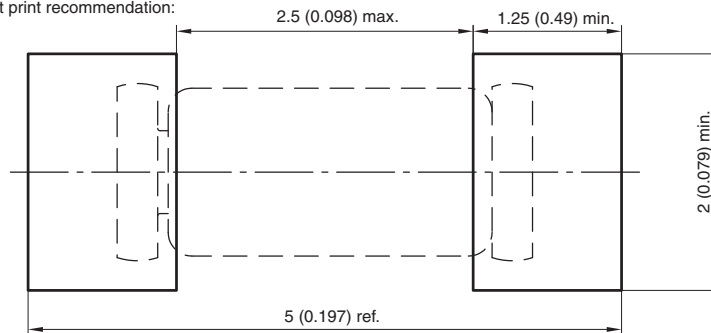


Fig. 3 - Differential Forward Resistance vs. Forward Current

PACKAGE DIMENSIONS in millimeters (inches): **MiniMELF SOD-80**



Foot print recommendation:



Document no.:6.560-5005.01-4
 Rev. 8 - Date: 07.June.2006
 96 12070



Disclaimer

ALL PRODUCT, PRODUCT SPECIFICATIONS AND DATA ARE SUBJECT TO CHANGE WITHOUT NOTICE TO IMPROVE RELIABILITY, FUNCTION OR DESIGN OR OTHERWISE.

Vishay Intertechnology, Inc., its affiliates, agents, and employees, and all persons acting on its or their behalf (collectively, "Vishay"), disclaim any and all liability for any errors, inaccuracies or incompleteness contained in any datasheet or in any other disclosure relating to any product.

Vishay makes no warranty, representation or guarantee regarding the suitability of the products for any particular purpose or the continuing production of any product. To the maximum extent permitted by applicable law, Vishay disclaims (i) any and all liability arising out of the application or use of any product, (ii) any and all liability, including without limitation special, consequential or incidental damages, and (iii) any and all implied warranties, including warranties of fitness for particular purpose, non-infringement and merchantability.

Statements regarding the suitability of products for certain types of applications are based on Vishay's knowledge of typical requirements that are often placed on Vishay products in generic applications. Such statements are not binding statements about the suitability of products for a particular application. It is the customer's responsibility to validate that a particular product with the properties described in the product specification is suitable for use in a particular application. Parameters provided in datasheets and/or specifications may vary in different applications and performance may vary over time. All operating parameters, including typical parameters, must be validated for each customer application by the customer's technical experts. Product specifications do not expand or otherwise modify Vishay's terms and conditions of purchase, including but not limited to the warranty expressed therein.

Except as expressly indicated in writing, Vishay products are not designed for use in medical, life-saving, or life-sustaining applications or for any other application in which the failure of the Vishay product could result in personal injury or death. Customers using or selling Vishay products not expressly indicated for use in such applications do so at their own risk. Please contact authorized Vishay personnel to obtain written terms and conditions regarding products designed for such applications.

No license, express or implied, by estoppel or otherwise, to any intellectual property rights is granted by this document or by any conduct of Vishay. Product names and markings noted herein may be trademarks of their respective owners.

Material Category Policy

Vishay Intertechnology, Inc. hereby certifies that all its products that are identified as RoHS-Compliant fulfill the definitions and restrictions defined under Directive 2011/65/EU of The European Parliament and of the Council of June 8, 2011 on the restriction of the use of certain hazardous substances in electrical and electronic equipment (EEE) - recast, unless otherwise specified as non-compliant.

Please note that some Vishay documentation may still make reference to RoHS Directive 2002/95/EC. We confirm that all the products identified as being compliant to Directive 2002/95/EC conform to Directive 2011/65/EU.

Vishay Intertechnology, Inc. hereby certifies that all its products that are identified as Halogen-Free follow Halogen-Free requirements as per JEDEC JS709A standards. Please note that some Vishay documentation may still make reference to the IEC 61249-2-21 definition. We confirm that all the products identified as being compliant to IEC 61249-2-21 conform to JEDEC JS709A standards.

Данный компонент на территории Российской Федерации

Вы можете приобрести в компании MosChip.

Для оперативного оформления запроса Вам необходимо перейти по данной ссылке:

<http://moschip.ru/get-element>

Вы можете разместить у нас заказ для любого Вашего проекта, будь то серийное производство или разработка единичного прибора.

В нашем ассортименте представлены ведущие мировые производители активных и пассивных электронных компонентов.

Нашей специализацией является поставка электронной компонентной базы двойного назначения, продукции таких производителей как XILINX, Intel (ex.ALTERA), Vicor, Microchip, Texas Instruments, Analog Devices, Mini-Circuits, Amphenol, Glenair.

Сотрудничество с глобальными дистрибьюторами электронных компонентов, предоставляет возможность заказывать и получать с международных складов практически любой перечень компонентов в оптимальные для Вас сроки.

На всех этапах разработки и производства наши партнеры могут получить квалифицированную поддержку опытных инженеров.

Система менеджмента качества компании отвечает требованиям в соответствии с ГОСТ Р ИСО 9001, ГОСТ РВ 0015-002 и ЭС РД 009

Офис по работе с юридическими лицами:

105318, г.Москва, ул.Щербаковская д.3, офис 1107, 1118, ДЦ «Щербаковский»

Телефон: +7 495 668-12-70 (многоканальный)

Факс: +7 495 668-12-70 (доб.304)

E-mail: info@moschip.ru

Skype отдела продаж:

moschip.ru

moschip.ru_4

moschip.ru_6

moschip.ru_9