

VN7007AH Evaluation Board

Data brief



Features

Max transient supply voltage	V_{CC}	40 V
Operating voltage range	V_{CC}	4 to 28 V
Typ. on-state resistance (per Ch)	R_{ON}	7 m Ω
Current limitation (typ)	I_{LIMH}	100 A
Stand-by current (max)	I_{STBY}	0.5 μ A

- Simple single IC application board dedicated for VN7007AH
- Provides electrical connectivity and thermal heat-sinking for easy prototyping
- General device features
 - Single channel smart high-side driver with CurrentSense analog feedback
 - Very low standby current

- Compatible with 3 V and 5 V CMOS outputs
- Diagnostic functions
 - Dedicated high precision proportional load current sense
 - Overload and short to ground (power limitation) indication
 - Thermal shutdown indication
 - OFF-state open-load detection
 - Output short to VCC detection
 - Sense enable/ disable
- Protections
 - Undervoltage shutdown
 - Overvoltage clamp
 - Load current limitation
 - Self limiting of fast thermal transients
 - Loss of ground and loss of VCC
 - Reverse battery
 - Electrostatic discharge protection

Applications

Specially intended for Automotive Smart Power Distribution, Glow Plug, Heating Systems, DC Motors, Relay replacement and high power resistive and inductive actuators.

Description

This board provides you an easy way to connect STMicroelectronics® VIPower® M0-7 technology into your existing system.

Table 1. Device summary

Order Code	Reference
EV-VN7007AH	VN7007AH Evaluation Board

2 Board connections

Figure 2 shows the placement of the connectors to be used for supplying the evaluation board, connecting the load and controlling the functionality and diagnostic of the device.

Figure 2. Evaluation board connections




Table 2. J3 connector: pin functions

Connector	Pin number	Pin name	Pin function
J3	1...4	N/A	Not connected
J3	5	IN_PullUP	Connection to optional external pull-up resistor for open load detection in off-state.
J3	6	+5V	5V Power Supply
J3	7	N/A	Not connected
J3	8	MultiSense	Analog current sense output pin delivers a current proportional to the load current.
J3	9	S_EN	Active high compatible with 3 V and 5 V CMOS outputs pin; it enables the CurrentSense diagnostic pin.
J3	10...11	N/A	Not connected
J3	12	N/A	Not connected
J3	13	IN0	Voltage controlled input pin with hysteresis, compatible with 3 V and 5 V CMOS outputs. It controls OUT0 switch state.
J3	14	IN1	Voltage controlled input pin with hysteresis, compatible with 3 V and 5 V CMOS outputs. It controls OUT1 switch state (Input not available for single channel)
J3	15...18	N/A	Not connected

In case the user wishes to utilize the Current Sense / MultiSense function of the device, it is necessary to plug a sense resistor in Rsense.

The package includes a through-hole resistor, to be mounted on TP1-TP2 - see [Figure 4](#).

Different Rsense values can be adopted based on user preference.

Another option is soldering an SMD resistor on the dedicated PCB pad, as shown in [Figure 5](#).

Figure 3. No sense resistor




Figure 4. Mounting through-hole sense resistor




Figure 5. Pads for soldering SMD resistor



GAPG071016108RI

3 Thermal data

Table 3. EV-VN7007AH thermal data

Symbol	Parameter	Max	Unit
Rthj-amb	Thermal resistance junction-ambient (MAX)	39°	°C/W

Table 4. PCB specifications

Parameter	Value
Board dimensions	25 mm x 41.5 mm
Number of Cu layer	2
Layer Cu thickness	35 µm
Board finish thickness	1.6 mm +/- 10%
Board Material	FR4
Thermal vias separation	1.1 mm
Thermal vias diameter	0.5 mm

4 Revision history

Table 5. Document revision history

Date	Revision	Changes
10-Oct-2016	1	Initial release.

IMPORTANT NOTICE – PLEASE READ CAREFULLY

STMicroelectronics NV and its subsidiaries ("ST") reserve the right to make changes, corrections, enhancements, modifications, and improvements to ST products and/or to this document at any time without notice. Purchasers should obtain the latest relevant information on ST products before placing orders. ST products are sold pursuant to ST's terms and conditions of sale in place at the time of order acknowledgement.

Purchasers are solely responsible for the choice, selection, and use of ST products and ST assumes no liability for application assistance or the design of Purchasers' products.

No license, express or implied, to any intellectual property right is granted by ST herein.

Resale of ST products with provisions different from the information set forth herein shall void any warranty granted by ST for such product.

ST and the ST logo are trademarks of ST. All other product or service names are the property of their respective owners.

Information in this document supersedes and replaces information previously supplied in any prior versions of this document.

© 2016 STMicroelectronics – All rights reserved

Данный компонент на территории Российской Федерации

Вы можете приобрести в компании MosChip.

Для оперативного оформления запроса Вам необходимо перейти по данной ссылке:

<http://moschip.ru/get-element>

Вы можете разместить у нас заказ для любого Вашего проекта, будь то серийное производство или разработка единичного прибора.

В нашем ассортименте представлены ведущие мировые производители активных и пассивных электронных компонентов.

Нашей специализацией является поставка электронной компонентной базы двойного назначения, продукции таких производителей как XILINX, Intel (ex.ALTERA), Vicor, Microchip, Texas Instruments, Analog Devices, Mini-Circuits, Amphenol, Glenair.

Сотрудничество с глобальными дистрибьюторами электронных компонентов, предоставляет возможность заказывать и получать с международных складов практически любой перечень компонентов в оптимальные для Вас сроки.

На всех этапах разработки и производства наши партнеры могут получить квалифицированную поддержку опытных инженеров.

Система менеджмента качества компании отвечает требованиям в соответствии с ГОСТ Р ИСО 9001, ГОСТ РВ 0015-002 и ЭС РД 009

Офис по работе с юридическими лицами:

105318, г.Москва, ул.Щербаковская д.3, офис 1107, 1118, ДЦ «Щербаковский»

Телефон: +7 495 668-12-70 (многоканальный)

Факс: +7 495 668-12-70 (доб.304)

E-mail: info@moschip.ru

Skype отдела продаж:

moschip.ru

moschip.ru_4

moschip.ru_6

moschip.ru_9