


Fuse modular terminal block - UT 4-L/HESILA 250 (5X20) - 3214368

Please be informed that the data shown in this PDF Document is generated from our Online Catalog. Please find the complete data in the user's documentation. Our General Terms of Use for Downloads are valid (<http://phoenixcontact.com/download>)



Fuse modular terminal block, Connection method: Screw connection, Cross section: 0.14 mm²- 4 mm², AWG: 26 - 10, Nominal current: 30 A, Nominal voltage: 500 V, Width: 6.2 mm, Fuse type: G / 5 x 20, Fuse type: Glass, Mounting type: NS 35/7,5, NS 35/15, Color: black

The figure shows the standard item with PE connection

Product Features



Key commercial data

Packing unit	1 pc
Minimum order quantity	50 pc
Weight per Piece (excluding packing)	33.2 GRM
Custom tariff number	85369085
Country of origin	Poland

Technical data

General

Note	The current is determined by the fuse used, the voltage by the selected LED. If the fuse is faulty, the downstream circuit will not be disconnected.
Number of levels	3
Number of connections	4
Color	black
Insulating material	PA
Inflammability class according to UL 94	V0
Fuse	G / 5 x 20
Fuse type	Glass
Rated surge voltage	6 kV
Pollution degree	3

Fuse modular terminal block - UT 4-L/HESILA 250 (5X20) - 3214368

Technical data

General

Surge voltage category	III
Insulating material group	I
Maximum power dissipation	max. 1.6 W (With single arrangement of the fuse terminal block in the event of overload)
LED voltage range	110 V AC ... 250 V AC
LED current range	0.41 mA ... 0.96 mA
Connection in acc. with standard	IEC 60947-7-2/IEC 60947-7-3
Current	36 A
Additional text	the current is determined by the fuse used
Nominal current I_N	30 A
Nominal voltage U_N	500 V
Maximum load current (upper level)	6.3 A
Additional text	the current is determined by the fuse used
Connection in acc. with standard	IEC 60947-7-2/IEC 60947-7-3
Nominal current I_N (upper level)	6.3 A
Nominal voltage U_N	250 V
Open side panel	nein

Dimensions

Width	6.2 mm
Length	92.7 mm
Height NS 35/7,5	88.9 mm
Height NS 35/15	96.4 mm

Connection data

Conductor cross section solid min.	0.14 mm ²
Conductor cross section solid max.	4 mm ²
Conductor cross section flexible min.	0.14 mm ²
Conductor cross section flexible max.	4 mm ²
Conductor cross section AWG/kcmil min.	26
Conductor cross section AWG/kcmil max	10
Conductor cross section flexible, with ferrule without plastic sleeve min.	0.14 mm ²
Conductor cross section stranded, with ferrule without plastic sleeve max.	4 mm ²
Conductor cross section flexible, with ferrule with plastic sleeve min.	0.14 mm ²
Conductor cross section flexible, with ferrule with plastic sleeve max.	4 mm ²
2 conductors with same cross section, solid min.	0.14 mm ²
2 conductors with same cross section, solid max.	1.5 mm ²
2 conductors with same cross section, stranded min.	0.14 mm ²

Fuse modular terminal block - UT 4-L/HESILA 250 (5X20) - 3214368

Technical data

Connection data

2 conductors with same cross section, stranded max.	1.5 mm ²
2 conductors with same cross section, stranded, ferrules without plastic sleeve, min.	0.14 mm ²
2 conductors with same cross section, stranded, ferrules without plastic sleeve, max.	1.5 mm ²
2 conductors with same cross section, stranded, TWIN ferrules with plastic sleeve, min.	0.5 mm ²
2 conductors with same cross section, stranded, TWIN ferrules with plastic sleeve, max.	1.5 mm ²
Connection method	Screw connection
Stripping length	9 mm
Internal cylindrical gage	A4
Screw thread	M3
Tightening torque, min	0.6 Nm
Tightening torque max	0.8 Nm

Classifications

eCl@ss

eCl@ss 5.1	27141116
eCl@ss 6.0	27141116
eCl@ss 8.0	27141116

ETIM

ETIM 4.0	EC000899
ETIM 5.0	EC000899

Approvals

Approvals

Approvals

UL Recognized / cUL Recognized / cULus Recognized


Ex Approvals


Approvals submitted

Fuse modular terminal block - UT 4-L/HESILA 250 (5X20) - 3214368

Approvals

Approval details

UL Recognized 			
		B	C
mm ² /AWG/kcmil	26-10	26-10	
Nominal current I _N	16 A	16 A	
Nominal voltage U _N	300 V	300 V	

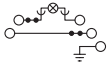
cUL Recognized 			
		B	C
mm ² /AWG/kcmil	26-10	26-10	
Nominal current I _N	16 A	16 A	
Nominal voltage U _N	300 V	300 V	

cULus Recognized 			
--	--	--	--

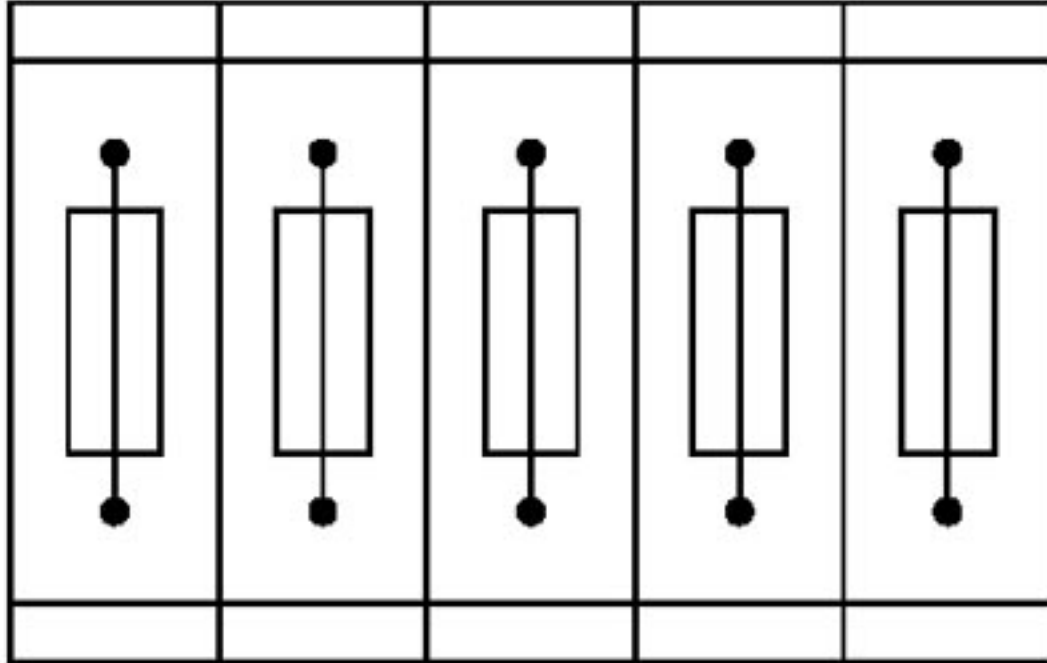
Drawings

Fuse modular terminal block - UT 4-L/HESILA 250 (5X20) - 3214368

Circuit diagram



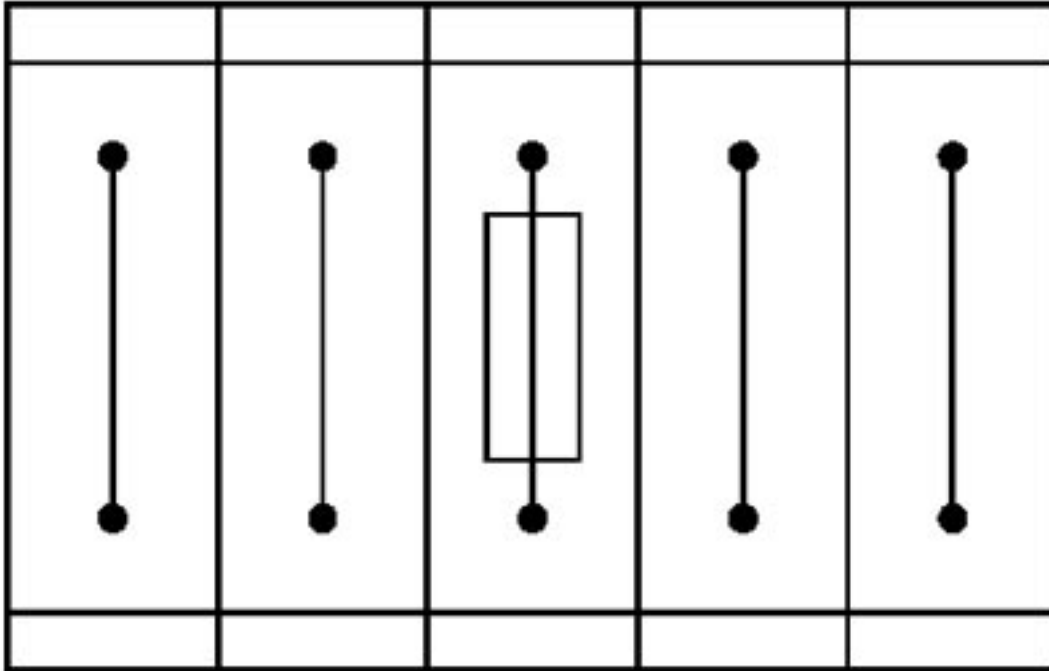
Application drawing



Fuse terminal blocks in interconnected arrangement, block consisting of 5 fuse terminal blocks

Fuse modular terminal block - UT 4-L/HESILA 250 (5X20) - 3214368

Application drawing



Fuse terminal block in single arrangement,
block consisting of one fuse terminal block and 4 feed-through terminal blocks

Данный компонент на территории Российской Федерации

Вы можете приобрести в компании MosChip.

Для оперативного оформления запроса Вам необходимо перейти по данной ссылке:

<http://moschip.ru/get-element>

Вы можете разместить у нас заказ для любого Вашего проекта, будь то серийное производство или разработка единичного прибора.

В нашем ассортименте представлены ведущие мировые производители активных и пассивных электронных компонентов.

Нашей специализацией является поставка электронной компонентной базы двойного назначения, продукции таких производителей как XILINX, Intel (ex.ALTERA), Vicor, Microchip, Texas Instruments, Analog Devices, Mini-Circuits, Amphenol, Glenair.

Сотрудничество с глобальными дистрибьюторами электронных компонентов, предоставляет возможность заказывать и получать с международных складов практически любой перечень компонентов в оптимальные для Вас сроки.

На всех этапах разработки и производства наши партнеры могут получить квалифицированную поддержку опытных инженеров.

Система менеджмента качества компании отвечает требованиям в соответствии с ГОСТ Р ИСО 9001, ГОСТ РВ 0015-002 и ЭС РД 009

Офис по работе с юридическими лицами:

105318, г.Москва, ул.Щербаковская д.3, офис 1107, 1118, ДЦ «Щербаковский»

Телефон: +7 495 668-12-70 (многоканальный)

Факс: +7 495 668-12-70 (доб.304)

E-mail: info@moschip.ru

Skype отдела продаж:

moschip.ru

moschip.ru_4

moschip.ru_6

moschip.ru_9