

16mm Rotary Type, Metal Shaft Series

Application

- ✓ TV/Video, Audio, Musical instruments, Industrial control

Feature

- ✓ Suitable for various applications



■ Specification

| | |
|---------------------------------------|----------------------|
| Total Rotational Angle | 300±5° |
| Maximum Operating Voltage | 150V AC |
| Insulation Resistance | 100MΩ at DC500V |
| Dielectric Strength | AC 500V for 1 minute |
| Rotational Torque | 20-200 gf.cm |
| Click Torque | 30-250 gf.cm |
| Rotational Stop Strength of the Shaft | 6 kgf.cm min |
| Push/Pull Strength of the Shaft | 8 kgf for 3 sec |
| Rotation Life | 15,000 cycles |

■ How to order

RV16A01F – 10 B1 – 15K – B50K – 3C

[Model](#)

Bushing Type

| Order Code | φ | Order Code | Length |
|------------|-----------------|------------|--------|
| A | M6x0.75 | 1 | 5.0 mm |
| B | M7x0.75 | 2 | 6.5 mm |
| C | M8x0.75 | 3 | 7.0 mm |
| D | M3/8x0.75 | 4 | 8.0 mm |
| Blank | M7x0.75, 6.5 mm | | |

[Metal Shaft Type](#)

Click

| Order code | Description |
|----------------|-------------------------------------|
| 3 | No click |
| 3C, 3D, 3E, 3F | Center click , 11, 21, 41 clicks |

Taper and Resistance Value

| Order Code | Taper | Resistance Value |
|------------|-----------|------------------|
| A100K | Log/A | 100KΩ |
| B1M | Linear/B | 1MΩ |
| C500K | Rev-log/C | 500KΩ |

Taper: A, B and C

Resistance Value: 1KΩ to 500KΩ and 1MΩ

*Contact us for other requirements.

16mm Rotary Type, Metal Shaft Series


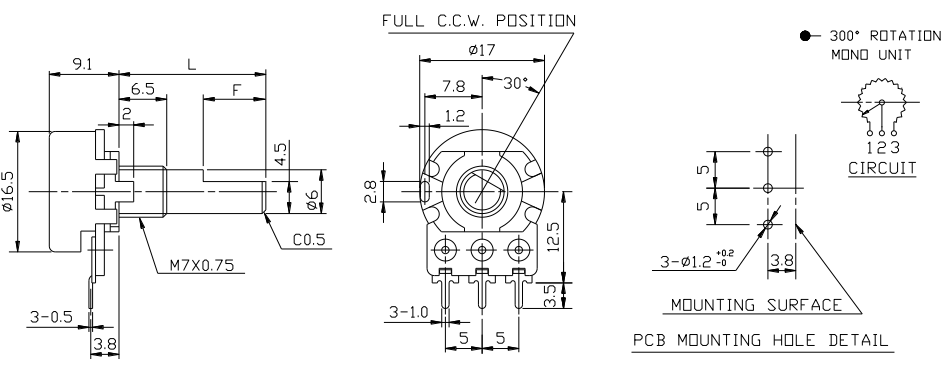

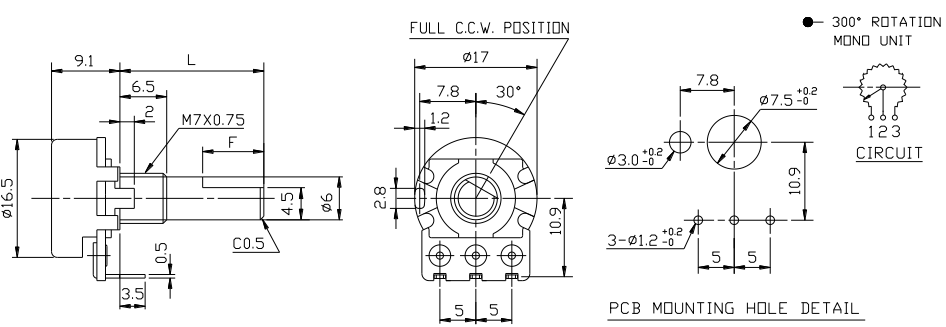

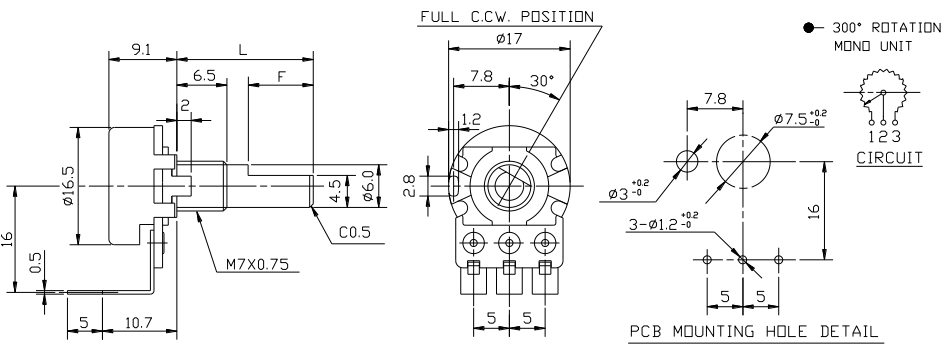

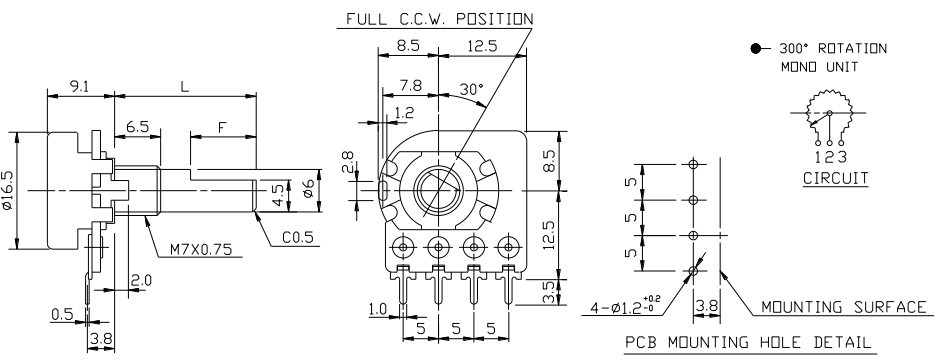
■ Model Description

| Model | Number of Unit | Switch Function | Terminal Type | With Sleeve or Bushing | Rotational Angle |
|-----------------------------|------------------------|-----------------|------------------|------------------------|------------------|
| RV16AF-10 | Single unit | N/A | Solder lug | Metal bushing | 300°±5° |
| RV16AF-20 | Single unit | N/A | Horizontal | Metal bushing | 300°±5° |
| RV16AF-30 | Single unit | N/A | Vertical (Front) | Metal bushing | 300°±5° |
| RV16AF-41 | Single unit | N/A | Vertical | Metal bushing | 300°±5° |
| RV16ARF-20 | Single unit with tap | N/A | Horizontal | Metal bushing | 300°±5° |
| RV16A01F-10 | Dual unit | N/A | Solder lug | Metal bushing | 300°±5° |
| RV16A01F-20 | Dual unit | N/A | Horizontal | Metal bushing | 300°±5° |
| RV16A01F-30 | Dual unit | N/A | Vertical (Front) | Metal bushing | 300°±5° |
| RV16A01F-41 | Dual unit | N/A | Vertical | Metal bushing | 300°±5° |
| RV16AEF-20 | Dual unit with bracket | N/A | Horizontal | Metal bushing | 300°±5° |
| RV16AE1F-20 | Dual unit with bracket | N/A | Horizontal | Metal bushing | 300°±5° |
| RV16AD1F-41 | Dual unit with bracket | N/A | Vertical | Metal bushing | 300°±5° |

| Order Code | Outline Drawing |
|------------|--|
| RV16AF-10 |   |


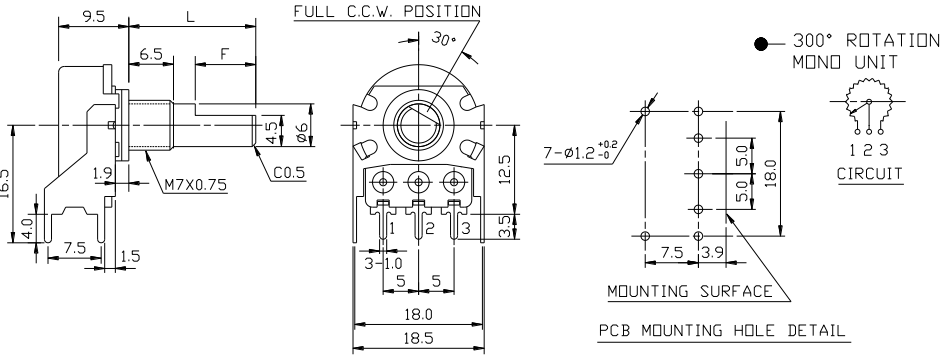

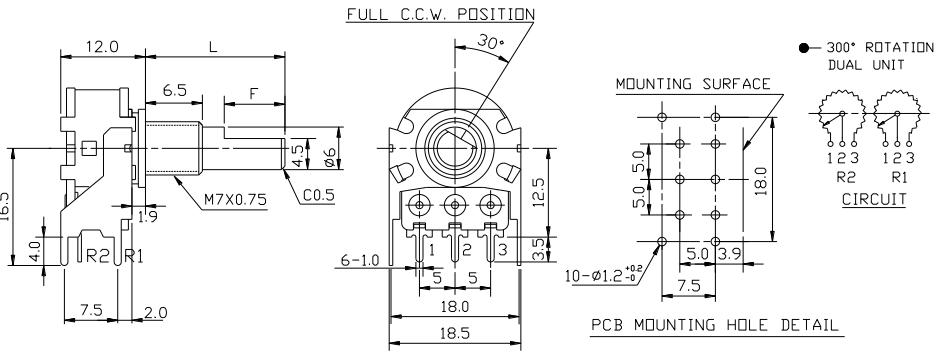

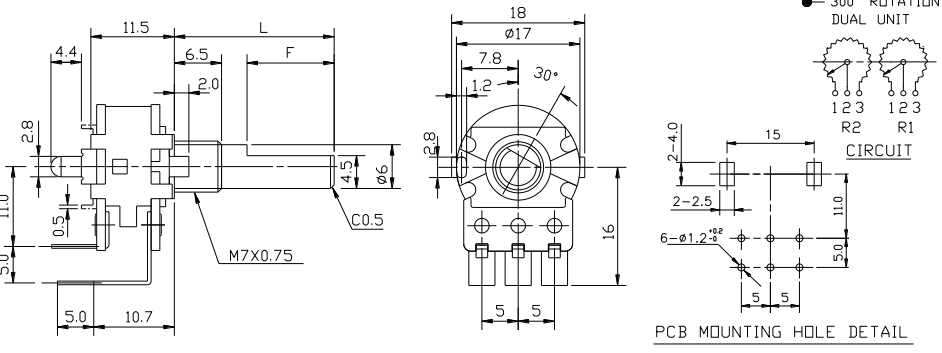
[Back to top](#)

16mm Rotary Type, Metal Shaft Series

| Order Code | Outline Drawing |
|---|---|
| <p>RV16AF-20</p>  |  <p>Technical drawing of RV16AF-20 potentiometer. It includes a side view with dimensions: 9.1, 6.5, L, F, 4.5, $\phi 6$, C0.5, $\phi 16.5$, 3-0.5, 3.8, and M7X0.75. The front view shows a diameter of $\phi 17$, a 30-degree angle, 7.8, 1.2, 2.8, 12.5, 3-1.0, and 5. The PCB mounting hole detail shows a 300-degree rotation mono unit with a 123 circuit, 3 mounting holes with a diameter of $3-\phi 1.2^{+0.2}$, and a mounting surface distance of 3.8.</p> |
| <p>RV16AF-30</p>  |  <p>Technical drawing of RV16AF-30 potentiometer. It includes a side view with dimensions: 9.1, 6.5, L, F, 4.5, $\phi 6$, C0.5, $\phi 16.5$, 3.5, and M7X0.75. The front view shows a diameter of $\phi 17$, a 30-degree angle, 7.8, 1.2, 2.8, 10.9, 5, and 5. The PCB mounting hole detail shows a 300-degree rotation mono unit with a 123 circuit, 3 mounting holes with a diameter of $3-\phi 1.2^{+0.2}$, and a mounting surface distance of 10.9.</p> |
| <p>RV16AF-41</p>  |  <p>Technical drawing of RV16AF-41 potentiometer. It includes a side view with dimensions: 9.1, 6.5, L, F, 4.5, $\phi 6.0$, C0.5, $\phi 16.5$, 16, 0.5, 5, 10.7, and M7X0.75. The front view shows a diameter of $\phi 17$, a 30-degree angle, 7.8, 1.2, 2.8, 5, and 5. The PCB mounting hole detail shows a 300-degree rotation mono unit with a 123 circuit, 3 mounting holes with a diameter of $3-\phi 1.2^{+0.2}$, and a mounting surface distance of 16.</p> |
| <p>RV16ARF-20</p>  |  <p>Technical drawing of RV16ARF-20 potentiometer. It includes a side view with dimensions: 9.1, 6.5, L, F, 4.5, $\phi 6$, C0.5, $\phi 16.5$, 0.5, 2.0, 3.8, and M7X0.75. The front view shows a diameter of $\phi 17$, a 30-degree angle, 8.5, 12.5, 7.8, 1.2, 2.8, 8.5, 12.5, 1.0, 5, 5, 5, 3.5, and 3.5. The PCB mounting hole detail shows a 300-degree rotation mono unit with a 123 circuit, 4 mounting holes with a diameter of $4-\phi 1.2^{+0.2}$, and a mounting surface distance of 3.8.</p> |

[Back to top](#)

16mm Rotary Type, Metal Shaft Series

| Order Code | Outline Drawing |
|--|--|
| <p>RV16AEF-20</p>  |  <p>Technical drawing of RV16AEF-20 potentiometer. Dimensions include: 9.5, L, 6.5, F, 4.5, $\phi 6$, 16.5, 4.0, 7.5, 1.5, 1.9, M7X0.75, C0.5, 30°, 12.5, 3.5, 18.0, 18.5, 7.5, 3.9, 5.0, 18.0, 7.5, 3.9. PCB mounting hole detail shows 7-$\phi 1.2^{+0.02}_{-0}$ holes. Circuit diagram shows 300° ROTATION MONO UNIT with terminals 1, 2, 3.</p> |
| <p>RV16AE1F-20</p>  |  <p>Technical drawing of RV16AE1F-20 potentiometer. Dimensions include: 12.0, L, 6.5, F, 4.5, $\phi 6$, 16.5, 4.0, 7.5, 2.0, 1.9, M7X0.75, C0.5, 30°, 12.5, 3.5, 18.0, 18.5, 6-1.0, 5.0, 5, 10-$\phi 1.2^{+0.02}_{-0}$, 7.5, 5.0, 3.9, 5.0, 18.0, 5.0, 3.9. PCB mounting hole detail shows 10-$\phi 1.2^{+0.02}_{-0}$ holes. Circuit diagram shows 300° ROTATION DUAL UNIT with terminals 1, 2, 3, R2, R1.</p> |
| <p>RV16AD1F-41</p>  |  <p>Technical drawing of RV16AD1F-41 potentiometer. Dimensions include: 11.5, L, 6.5, F, 4.5, $\phi 6$, 11.0, 5.0, 10.7, 5.0, 4.4, 2.8, 0.5, M7X0.75, C0.5, 30°, 18, $\phi 17$, 7.8, 1.2, 16, 2.8, 15, 11.0, 5.0, 2-4.0, 2-2.5, 6-$\phi 1.2^{+0.02}_{-0}$, 5, 5. PCB mounting hole detail shows 6-$\phi 1.2^{+0.02}_{-0}$ holes. Circuit diagram shows 300° ROTATION DUAL UNIT with terminals 1, 2, 3, R2, R1.</p> |

[Back to top](#)

16mm Rotary Type, Metal Shaft Series

■ Metal Shaft Type

| K Type | | | | | | | | | | | | | | | | | | | | | | | | | | | | | | | | | | | | | | | |
|--|--|--|------------|------------|-----|-----|----|-----|-----|-----|-----|-----|----|-----|-----|----|--|--|------------|---|-----|-----|-----|-----|-----|----|-----|-----|----|-----|-----|----|---|---|------------|---|-----|-----|----|
|  | A : 5mm | A : 6.5mm | A : 8mm | | | | | | | | | | | | | | | | | | | | | | | | | | | | | | | | | | | | |
| | | <table border="1"> <thead> <tr> <th>Order Code</th> <th>L</th> <th>T</th> </tr> </thead> <tbody> <tr> <td>10K</td> <td>10</td> <td>3.2</td> </tr> <tr> <td>15K</td> <td>15</td> <td>6</td> </tr> <tr> <td>20K</td> <td>20</td> <td>10</td> </tr> <tr> <td>25K</td> <td>25</td> <td>12</td> </tr> </tbody> </table> | Order Code | L | T | 10K | 10 | 3.2 | 15K | 15 | 6 | 20K | 20 | 10 | 25K | 25 | 12 | <table border="1"> <thead> <tr> <th>Order Code</th> <th>L</th> <th>T</th> </tr> </thead> <tbody> <tr> <td>10K</td> <td>10</td> <td>2.2</td> </tr> <tr> <td>15K</td> <td>15</td> <td>6</td> </tr> <tr> <td>20K</td> <td>20</td> <td>10</td> </tr> <tr> <td>25K</td> <td>25</td> <td>12</td> </tr> </tbody> </table> | Order Code | L | T | 10K | 10 | 2.2 | 15K | 15 | 6 | 20K | 20 | 10 | 25K | 25 | 12 | <table border="1"> <thead> <tr> <th>Order Code</th> <th>L</th> <th>T</th> </tr> </thead> <tbody> <tr> <td>20K</td> <td>20</td> <td>7</td> </tr> </tbody> </table> | Order Code | L | T | 20K | 20 |
| Order Code | L | T | | | | | | | | | | | | | | | | | | | | | | | | | | | | | | | | | | | | | |
| 10K | 10 | 3.2 | | | | | | | | | | | | | | | | | | | | | | | | | | | | | | | | | | | | | |
| 15K | 15 | 6 | | | | | | | | | | | | | | | | | | | | | | | | | | | | | | | | | | | | | |
| 20K | 20 | 10 | | | | | | | | | | | | | | | | | | | | | | | | | | | | | | | | | | | | | |
| 25K | 25 | 12 | | | | | | | | | | | | | | | | | | | | | | | | | | | | | | | | | | | | | |
| Order Code | L | T | | | | | | | | | | | | | | | | | | | | | | | | | | | | | | | | | | | | | |
| 10K | 10 | 2.2 | | | | | | | | | | | | | | | | | | | | | | | | | | | | | | | | | | | | | |
| 15K | 15 | 6 | | | | | | | | | | | | | | | | | | | | | | | | | | | | | | | | | | | | | |
| 20K | 20 | 10 | | | | | | | | | | | | | | | | | | | | | | | | | | | | | | | | | | | | | |
| 25K | 25 | 12 | | | | | | | | | | | | | | | | | | | | | | | | | | | | | | | | | | | | | |
| Order Code | L | T | | | | | | | | | | | | | | | | | | | | | | | | | | | | | | | | | | | | | |
| 20K | 20 | 7 | | | | | | | | | | | | | | | | | | | | | | | | | | | | | | | | | | | | | |
| F Type | | | | | | | | | | | | | | | | | | | | | | | | | | | | | | | | | | | | | | | |
|  | A : 5mm | A : 6.5mm | A : 8mm | | | | | | | | | | | | | | | | | | | | | | | | | | | | | | | | | | | | |
| | <table border="1"> <thead> <tr> <th>Order Code</th> <th>L</th> <th>F</th> </tr> </thead> <tbody> <tr> <td>10F</td> <td>10</td> <td>4</td> </tr> <tr> <td>15F</td> <td>15</td> <td>7</td> </tr> <tr> <td>20F</td> <td>20</td> <td>12</td> </tr> <tr> <td>25F</td> <td>25</td> <td>14</td> </tr> </tbody> </table> | Order Code | L | F | 10F | 10 | 4 | 15F | 15 | 7 | 20F | 20 | 12 | 25F | 25 | 14 | <table border="1"> <thead> <tr> <th>Order Code</th> <th>L</th> <th>F</th> </tr> </thead> <tbody> <tr> <td>10F</td> <td>10</td> <td>2.5</td> </tr> <tr> <td>15F</td> <td>15</td> <td>7</td> </tr> <tr> <td>20F</td> <td>20</td> <td>12</td> </tr> <tr> <td>25F</td> <td>25</td> <td>14</td> </tr> </tbody> </table> | Order Code | L | F | 10F | 10 | 2.5 | 15F | 15 | 7 | 20F | 20 | 12 | 25F | 25 | 14 | <table border="1"> <thead> <tr> <th>Order Code</th> <th>L</th> <th>F</th> </tr> </thead> <tbody> <tr> <td>20F</td> <td>20</td> <td>7</td> </tr> </tbody> </table> | Order Code | L | F | 20F | 20 | 7 |
| Order Code | L | F | | | | | | | | | | | | | | | | | | | | | | | | | | | | | | | | | | | | | |
| 10F | 10 | 4 | | | | | | | | | | | | | | | | | | | | | | | | | | | | | | | | | | | | | |
| 15F | 15 | 7 | | | | | | | | | | | | | | | | | | | | | | | | | | | | | | | | | | | | | |
| 20F | 20 | 12 | | | | | | | | | | | | | | | | | | | | | | | | | | | | | | | | | | | | | |
| 25F | 25 | 14 | | | | | | | | | | | | | | | | | | | | | | | | | | | | | | | | | | | | | |
| Order Code | L | F | | | | | | | | | | | | | | | | | | | | | | | | | | | | | | | | | | | | | |
| 10F | 10 | 2.5 | | | | | | | | | | | | | | | | | | | | | | | | | | | | | | | | | | | | | |
| 15F | 15 | 7 | | | | | | | | | | | | | | | | | | | | | | | | | | | | | | | | | | | | | |
| 20F | 20 | 12 | | | | | | | | | | | | | | | | | | | | | | | | | | | | | | | | | | | | | |
| 25F | 25 | 14 | | | | | | | | | | | | | | | | | | | | | | | | | | | | | | | | | | | | | |
| Order Code | L | F | | | | | | | | | | | | | | | | | | | | | | | | | | | | | | | | | | | | | |
| 20F | 20 | 7 | | | | | | | | | | | | | | | | | | | | | | | | | | | | | | | | | | | | | |
| R Type | | | | | | | | | | | | | | | | | | | | | | | | | | | | | | | | | | | | | | | |
|  | A : 5 mm, 6.5 mm, 8 mm | | | | | | | | | | | | | | | | | | | | | | | | | | | | | | | | | | | | | | |
| | <table border="1"> <thead> <tr> <th>Order Code</th> <th>L</th> </tr> </thead> <tbody> <tr> <td>10R</td> <td>10</td> </tr> <tr> <td>15R</td> <td>15</td> </tr> <tr> <td>20R</td> <td>20</td> </tr> <tr> <td>25R</td> <td>25</td> </tr> </tbody> </table> | | | Order Code | L | 10R | 10 | 15R | 15 | 20R | 20 | 25R | 25 | | | | | | | | | | | | | | | | | | | | | | | | | | |
| Order Code | L | | | | | | | | | | | | | | | | | | | | | | | | | | | | | | | | | | | | | | |
| 10R | 10 | | | | | | | | | | | | | | | | | | | | | | | | | | | | | | | | | | | | | | |
| 15R | 15 | | | | | | | | | | | | | | | | | | | | | | | | | | | | | | | | | | | | | | |
| 20R | 20 | | | | | | | | | | | | | | | | | | | | | | | | | | | | | | | | | | | | | | |
| 25R | 25 | | | | | | | | | | | | | | | | | | | | | | | | | | | | | | | | | | | | | | |

Design and specifications presented here are for the standard parts only. Please kindly contact us for your special requests and ask for the current technical specifications before purchase and/or use.

[Back to top](#)

Mouser Electronics

Authorized Distributor

Click to View Pricing, Inventory, Delivery & Lifecycle Information:

Alpha (Taiwan):

[RV16AF-10-15R1-B10K](#) [RV16AF-10-20R1-A1K](#) [RV16AF-10-20R1-A500K](#) [RV16AF-10-20R1-A100K](#) [RV16AF-10-20R1-A5K](#) [RV16AF-10-15R1-B100K](#) [RV16AF-10-20R1-A1M](#) [RV16AF-10-15R1-B20K](#) [RV16AF-10-15R1-B25K](#) [RV16AF-10-20R1-A50K](#) [RV16AF-10-20R1-B500K](#) [RV16AF-10-15R1-B50K](#) [RV16AF-10-15R1-B250K](#) [RV16AF-10-15R1-B1M](#) [RV16AF-10-15R1-B1K](#) [RV16AF-10-15R1-B5K](#) [RV16AF-10-15R1-B2K](#) [RV16AF-10-20R1-A2K](#) [RV16AF-10-20R1-B10K](#) [RV16AF-10-20R1-B50K](#) [RV16AF-10-15R1-B500K](#) [RV16AF-10-20R1-B1K](#) [RV16AF-10-20R1-A10K](#) [RV16AF-10-20R1-B5K](#) [RV16AF-10-20R1-B100K](#) [RV16AF-10-20R1-B1M](#) [RV16AF-10-20R1-B23](#) [RV16AF-42-15R1-B100K](#) [RV16AF-20-15K-C250K](#) [RV16AF-20-15S1-C500K](#) [RV16AF-20-15S1-C25K](#) [RV16AF-20-15K-C2K](#) [RV16AF-20-15K-C500K](#) [RV16AF-20-15S1-C1K](#) [RV16AF-20-15S1-C10K](#) [RV16AF-20-15S1-C1M](#) [RV16AF-20-15S1-C5K](#) [RV16AF-20-15S1-C2K](#) [RV16AF-20-15K-C1K](#) [RV16AF-20-15K-C10K](#) [RV16AF-20-15S1-C100K](#) [RV16AF-20-15S1-C50K](#) [RV16AF-20-15K-C1M](#) [RV16AF-20-15K-C5K](#) [RV16AF-20-15K-C50K](#) [RV16AF-20-15K-C25K](#) [RV16AF-20-15K-C100K](#) [RV16AF-20-15S1-C250K](#) [RV16AF-10-15K-C100K-3](#) [RV16AF-10-15K-C10K-3](#) [RV16AF-10-15K-C1K-3](#) [RV16AF-10-15K-C1M-3](#) [RV16AF-10-15K-C250K-3](#) [RV16AF-10-15K-C25K-3](#) [RV16AF-10-15K-C2K-3](#) [RV16AF-10-15K-C500K-3](#) [RV16AF-10-15K-C50K-3](#) [RV16AF-10-15K-C5K-3](#) [RV16AF-10-15S1-C100K](#) [RV16AF-10-15S1-C10K](#) [RV16AF-10-15S1-C250K](#) [RV16AF-10-15S1-C25K](#) [RV16AF-10-15S1-C2K](#) [RV16AF-10-15S1-C50K](#) [RV16AF-10-15S1-C5K](#) [RV16AF-10-15S1-C1K](#) [RV16AF-10-15S1-C1M](#) [RV16AF-10-15S1-C500K](#) [RV16AF-20-15K-A25K-3](#) [RV16AF-10-15S1-A100K](#) [RV16AF-20-15S1-A500K](#) [RV16AF-10-15S1-A50K](#) [RV16AF-10-15K-A10K-3](#) [RV16AF-10-15S1-A250K](#) [RV16AF-10-15S1-A5K](#) [RV16AF-20-15K-A50K-3](#) [RV16AF-10-15R1-A10K](#) [RV16AF-10-15S1-A1M](#) [RV16AF-20-15S1-A10K](#) [RV16AF-20-15K-A10K-3](#) [RV16AF-20-15K-A500K](#) [RV16AF-10-15S1-A1K](#) [RV16AF-10-15K-A100K-3](#) [RV16AF-20-15K-A5K](#) [RV16AF-10-15K-A500K-3](#) [RV16AF-10-15K-A250K-3](#) [RV16AF-20-15S1-A100K](#) [RV16AF-10-15K-A2K](#) [RV16AF-20CB-20K-A20K-LA](#) [RV16AF-20-15K-A2K](#) [RV16AF-10-15S1-A500K](#) [RV16AF-20-15S1-A2K](#) [RV16AF-20-15S1-A50K](#) [RV16AF-20-15S1-A1K](#) [RV16AF-10-15S1-A10K](#) [RV16AF-20-15S1-A25K](#) [RV16AF-10-15K-A1K](#) [RV16AF-20-15K-A100K-3](#) [RV16AF-20-15S1-A1M](#) [RV16AF-10-15S1-A25K](#)

Данный компонент на территории Российской Федерации

Вы можете приобрести в компании MosChip.

Для оперативного оформления запроса Вам необходимо перейти по данной ссылке:

<http://moschip.ru/get-element>

Вы можете разместить у нас заказ для любого Вашего проекта, будь то серийное производство или разработка единичного прибора.

В нашем ассортименте представлены ведущие мировые производители активных и пассивных электронных компонентов.

Нашей специализацией является поставка электронной компонентной базы двойного назначения, продукции таких производителей как XILINX, Intel (ex.ALTERA), Vicor, Microchip, Texas Instruments, Analog Devices, Mini-Circuits, Amphenol, Glenair.

Сотрудничество с глобальными дистрибьюторами электронных компонентов, предоставляет возможность заказывать и получать с международных складов практически любой перечень компонентов в оптимальные для Вас сроки.

На всех этапах разработки и производства наши партнеры могут получить квалифицированную поддержку опытных инженеров.

Система менеджмента качества компании отвечает требованиям в соответствии с ГОСТ Р ИСО 9001, ГОСТ РВ 0015-002 и ЭС РД 009

Офис по работе с юридическими лицами:

105318, г.Москва, ул.Щербаковская д.3, офис 1107, 1118, ДЦ «Щербаковский»

Телефон: +7 495 668-12-70 (многоканальный)

Факс: +7 495 668-12-70 (доб.304)

E-mail: info@moschip.ru

Skype отдела продаж:

moschip.ru

moschip.ru_4

moschip.ru_6

moschip.ru_9