

**NEW!**

# Shielded Power Inductors – XFL4015



- Very low profile, only 1.5 mm high
- Extremely low DCR, excellent current handling, soft saturation

**Designer's Kit C455** contains 5 of each XFL4012 and XFL4015 value.

**Core material** Composite

**Environmental** RoHS compliant, halogen free

**Weight** 0.128 - 0.136 g

**Terminations** RoHS compliant tin-silver over copper. Other terminations available at additional cost.

**Ambient temperature** -40°C to +125°C with Irms current, +125°C to +165°C with derated current.

**Storage temperature** Component: -40°C to +165°C.  
Tape and reel packaging: -40°C to +80°C

**Resistance to soldering heat** Max three 40 second reflows at +260°C, parts cooled to room temperature between cycles

**Moisture Sensitivity Level (MSL)** 1 (unlimited floor life at <30°C / 85% relative humidity)

**Failures in Time (FIT) / Mean Time Between Failures (MTBF)**

38 per billion hours / 26,315,789 hours, calculated per Telcordia SR-332

**Packaging** 1000/7" reel; 4000/13" reel Plastic tape: 12 mm wide, 0.23 mm thick, 8 mm pocket spacing, 1.78 mm pocket depth

**PCB washing** Only pure water or alcohol recommended

Part number <sup>1</sup>	Inductance <sup>2</sup> ±20% (µH)	DCR (mOhms) <sup>3</sup>		SRF typ <sup>4</sup> (MHz)	Isat (A) <sup>5</sup>			Irms (A) <sup>6</sup>	
		typ	max		10% drop	20% drop	30% drop	20°C rise	40°C rise
XFL4015-181ME_	0.18	4.20	4.70	150	6.2	8.0	8.5	12.0	14.5
XFL4015-331ME_	0.33	6.80	7.50	112	5.5	7.0	7.5	9.6	13.2
XFL4015-471ME_	0.47	7.60	8.36	89	3.5	5.4	6.6	9.1	11.2
XFL4015-701ME_	0.70	9.50	10.45	70	3.3	5.3	6.3	7.2	10.1
XFL4015-122ME_	1.2	18.8	20.7	61	2.6	3.7	4.5	5.1	7.1

1. When ordering, please specify **packaging** code:

**XFL4015-471MEC**

**Packaging:** C = 7" machine-ready reel. EIA-481 embossed plastic tape (1000 parts per full reel).

B = Less than full reel. In tape, but not machine ready. To have a leader and trailer added (\$25 charge), use code letter C instead.

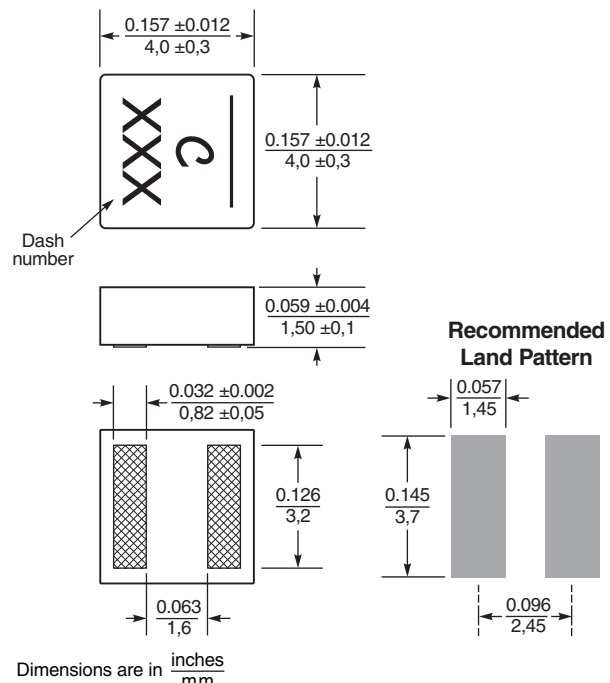
D = 13" machine-ready reel. EIA-481 embossed plastic tape. Factory order only, not stocked (4000 parts per full reel).

- Inductance tested at 100 kHz, 0.1 Vrms, 0 Adc.
  - DCR measured on a micro-ohmmeter.
  - SRF measured using Agilent/HP 4395A or equivalent.
  - DC current at which the inductance drops the specified amount from its value without current.
  - Current that causes the specified temperature rise from 25°C ambient.
  - Electrical specifications at 25°C.
- Refer to Doc 362 "Soldering Surface Mount Components" before soldering.

## Irms Testing

Irms testing was performed on 0.75 inch wide × 0.25 inch thick copper traces in still air.

Temperature rise is highly dependent on many factors including pcb land pattern, trace size, and proximity to other components. Therefore temperature rise should be verified in application conditions.



www.coilcraft.com

**US** +1-847-639-6400 sales@coilcraft.com  
**UK** +44-1236-730595 sales@coilcraft-europe.com  
**Taiwan** +886-2-2264 3646 sales@coilcraft.com.tw  
**China** +86-21-6218 8074 sales@coilcraft.com.cn  
**Singapore** +65-6484 8412 sales@coilcraft.com.sg

Document 769-1 Revised 07/18/12

© Coilcraft Inc. 2012

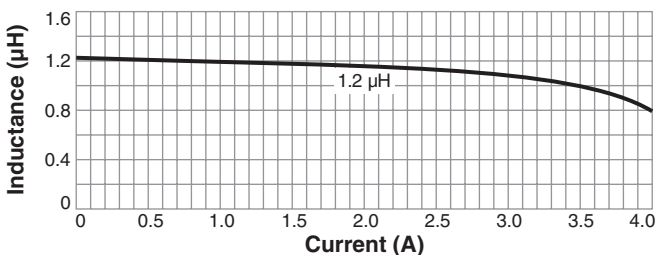
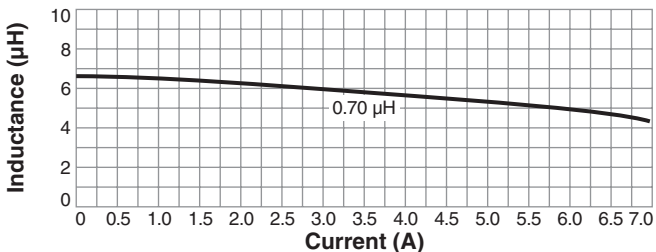
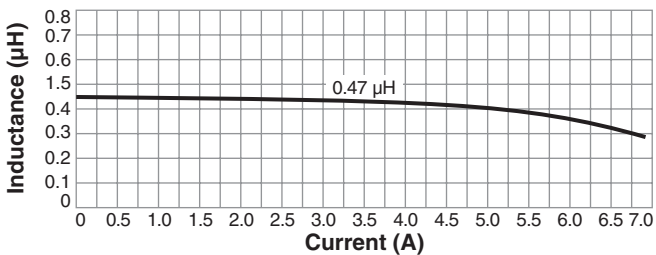
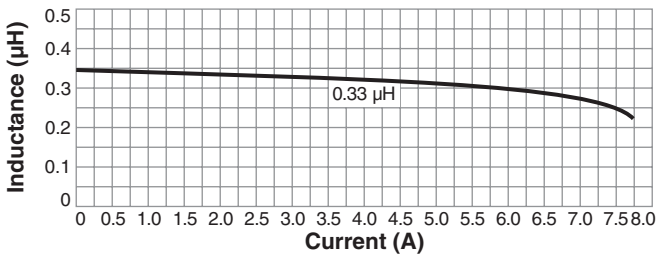
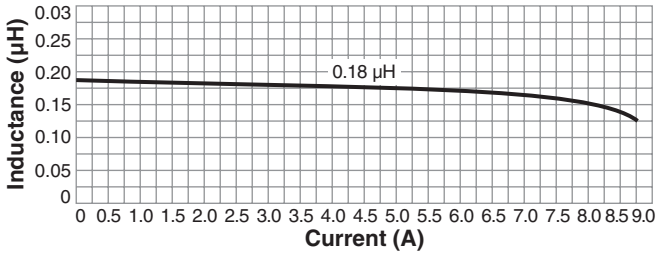
This product may not be used in medical or high risk applications without prior Coilcraft approval. Specification subject to change without notice. Please check out web site for latest information.



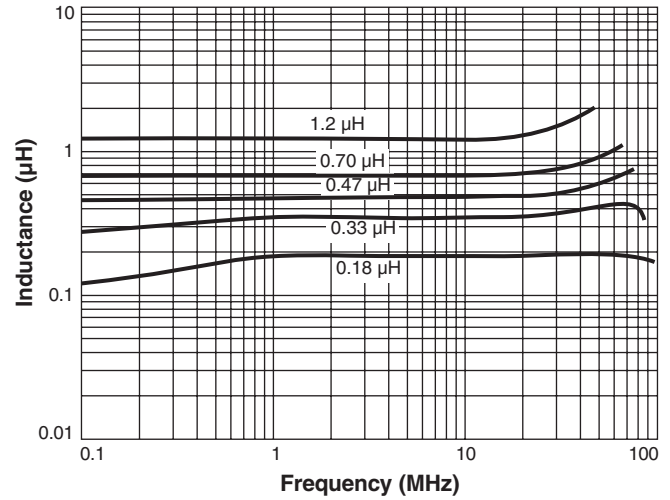
**NEW!**

# Shielded Power Inductors – XFL4015

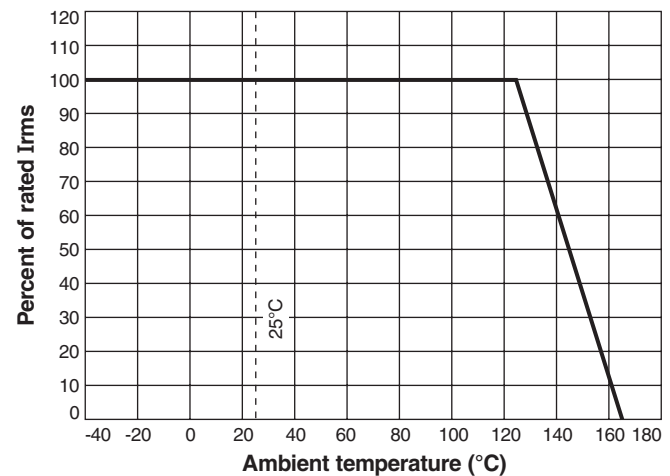
## Typical L vs Current



## Typical L vs Frequency



## Irms Derating



**US** +1-847-639-6400 sales@coilcraft.com  
**UK** +44-1236-730595 sales@coilcraft-europe.com  
**Taiwan** +886-2-2264 3646 sales@coilcraft.com.tw  
**China** +86-21-6218 8074 sales@coilcraft.com.cn  
**Singapore** + 65-6484 8412 sales@coilcraft.com.sg

Document 769-2 Revised 07/18/12  
 © Coilcraft Inc. 2012  
 This product may not be used in medical or high risk applications without prior Coilcraft approval. Specification subject to change without notice. Please check out web site for latest information.

## Данный компонент на территории Российской Федерации

### Вы можете приобрести в компании MosChip.

Для оперативного оформления запроса Вам необходимо перейти по данной ссылке:

<http://moschip.ru/get-element>

Вы можете разместить у нас заказ для любого Вашего проекта, будь то серийное производство или разработка единичного прибора.

В нашем ассортименте представлены ведущие мировые производители активных и пассивных электронных компонентов.

Нашей специализацией является поставка электронной компонентной базы двойного назначения, продукции таких производителей как XILINX, Intel (ex.ALTERA), Vicor, Microchip, Texas Instruments, Analog Devices, Mini-Circuits, Amphenol, Glenair.

Сотрудничество с глобальными дистрибьюторами электронных компонентов, предоставляет возможность заказывать и получать с международных складов практически любой перечень компонентов в оптимальные для Вас сроки.

На всех этапах разработки и производства наши партнеры могут получить квалифицированную поддержку опытных инженеров.

Система менеджмента качества компании отвечает требованиям в соответствии с ГОСТ Р ИСО 9001, ГОСТ РВ 0015-002 и ЭС РД 009

### Офис по работе с юридическими лицами:

105318, г.Москва, ул.Щербаковская д.3, офис 1107, 1118, ДЦ «Щербаковский»

Телефон: +7 495 668-12-70 (многоканальный)

Факс: +7 495 668-12-70 (доб.304)

E-mail: [info@moschip.ru](mailto:info@moschip.ru)

Skype отдела продаж:

moschip.ru

moschip.ru\_4

moschip.ru\_6

moschip.ru\_9