SYMBOL DEFINITION		
A DIMENSION WITHOUT AN INSPECTION REPORT SYMBOL ( ) DOES NOT REQUIRE INSPECTION. IT MAY BE CONTROLLED ON THE INDIVIDUAL COMPONENT DRAWING.	TOTAL NO OF INSPECTIONS REQUIRED	51
	LAST NO. USED	28

MISSING SYMBOLS
NO MISSING SYMBOL NUMBER

DWG STATUS DATE	STG	REV	N/P	CHG	ZONE	REVISION HISTORY	AUTH	DR	APVD 1	APVD 2
02AP02	R	07	-	-		RELEASED 15434492; M1598168 WAS PM001598-168, M1598409 WAS PM001598-409, M1598170 WAS PM001598-170, M1598229 WAS PM001598-229, M1573168 WAS PM001573-168	223051	CJP	CJP	AK
26JN02	R	08	-	-		15441775 - RELEASED	227174	ECB	JAA	AK
07AU02	R	09	-	-		15441930 & 15441931 - RELEASED	228959	TLD	TLD	RP
10OC02	R	10	-	-		15441930 - M-SPEC WAS M1598168 & SIZE WAS 1.52 X 28.57	232027	CJC	CJC	RAP
20JN03	R	11	-	-		12160241 - UPDATED PDM ATTRIBUTES ALL PARTS - VOLUME WAS NA	242105	BRB	BRB	EJH
26MR04	R	12	-	-		15491241 - RELEASED	253299	JTZ	JAA	MLP
29AP04	R	13	-	-		15496239 - RELEASED	254423	ADK	ADK	RAP
28AU06	R	14	-	-		13599484 - RELEASED	283960	GPS	FRG	JGS
12FE07	R	15	-	-		13627255 - RELEASED	400495	CCV	JVM	JGS
26FE07	R	16	-	-		13630226 - RELEASED	400633	CCV	FRG	JGS
06JN07	R	17	-	-		13609633 - RELEASED	401620	ECB	AUG	PYP

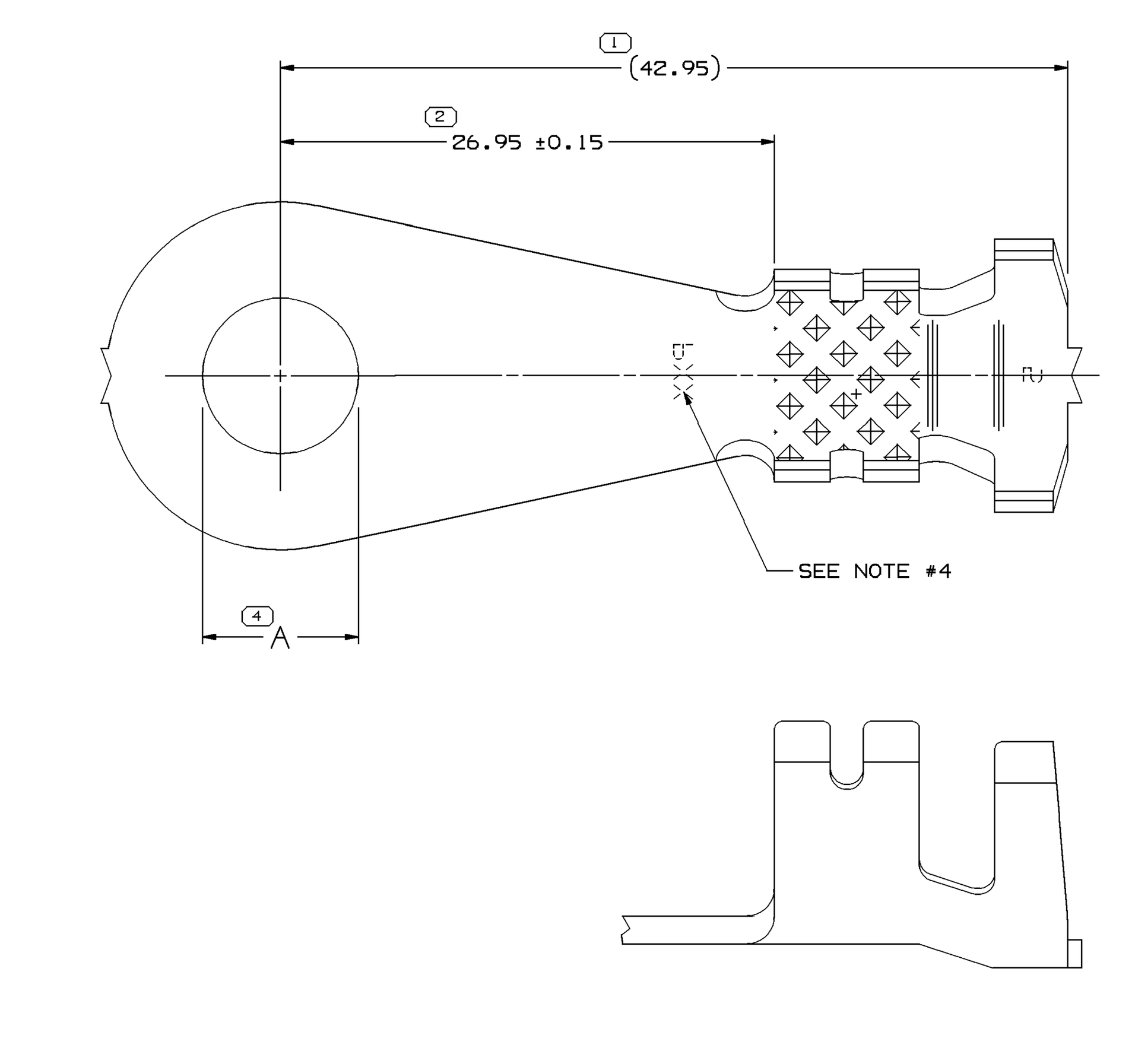

TYPE 101
(13/19 MM²)

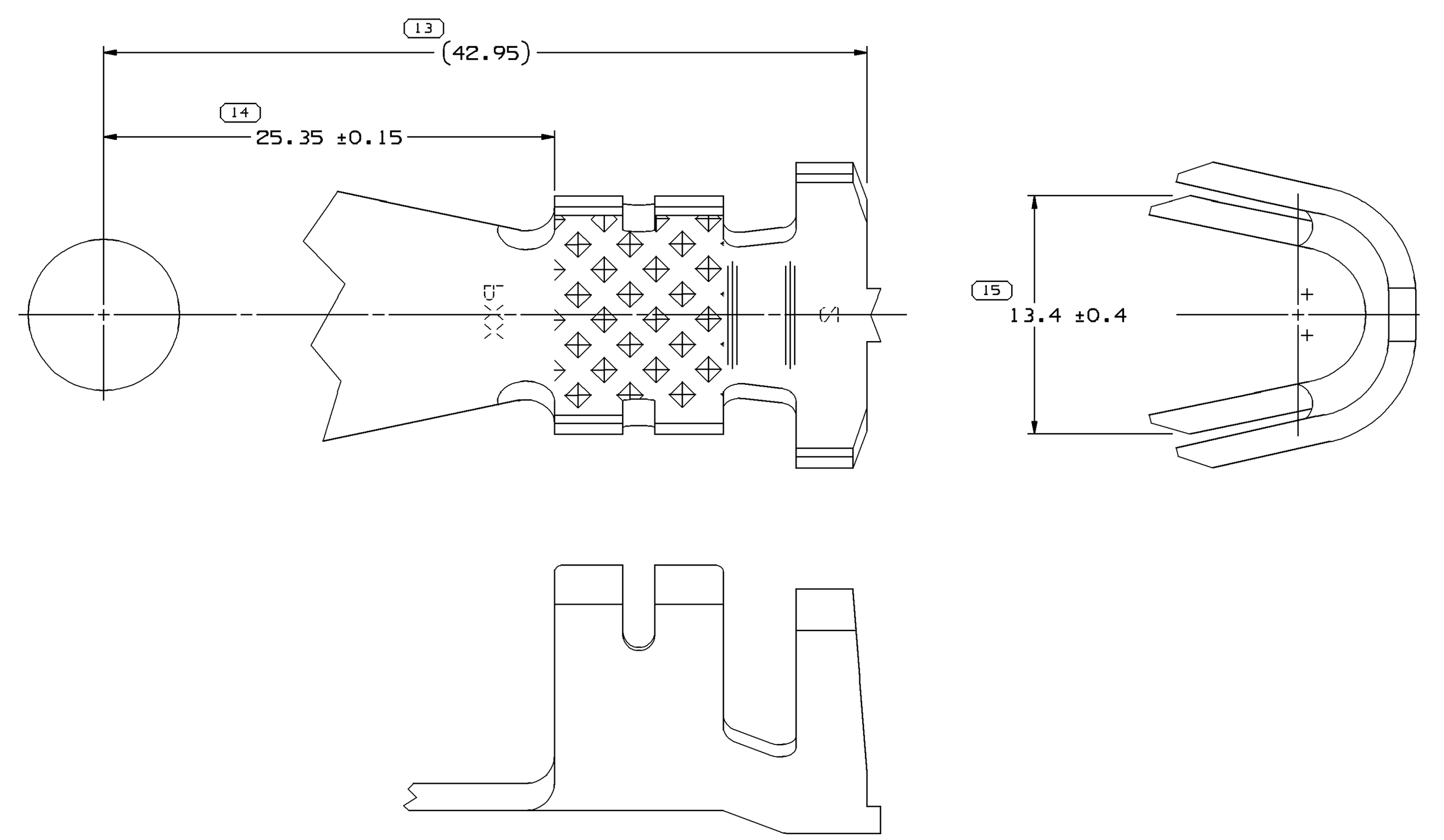

TYPE 111
SAME AS TYPE 101
EXCEPT AS SHOWN
(32 MM²)

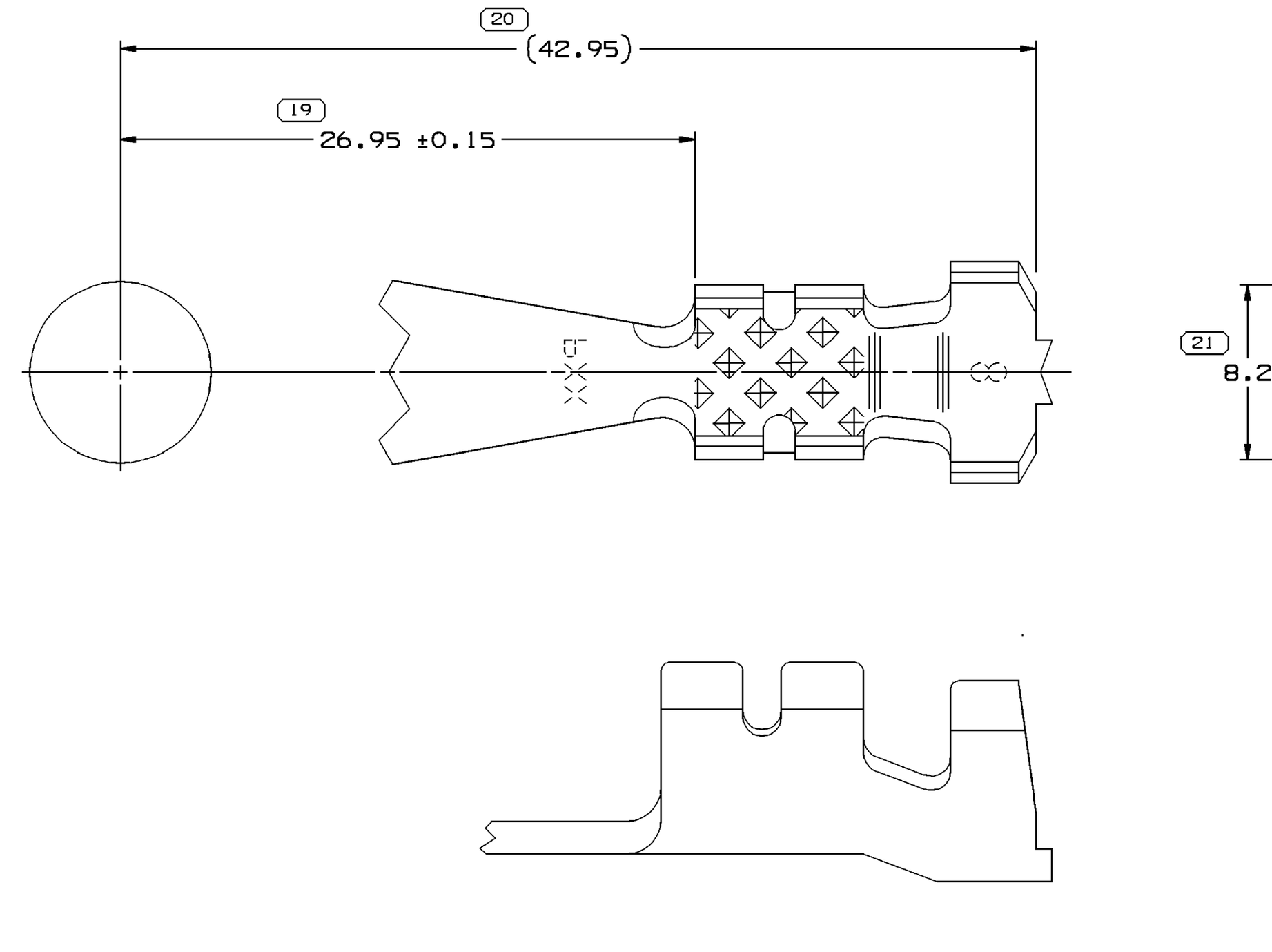

TYPE 131
SAME AS TYPE 101
EXCEPT AS SHOWN
(8 MM²)

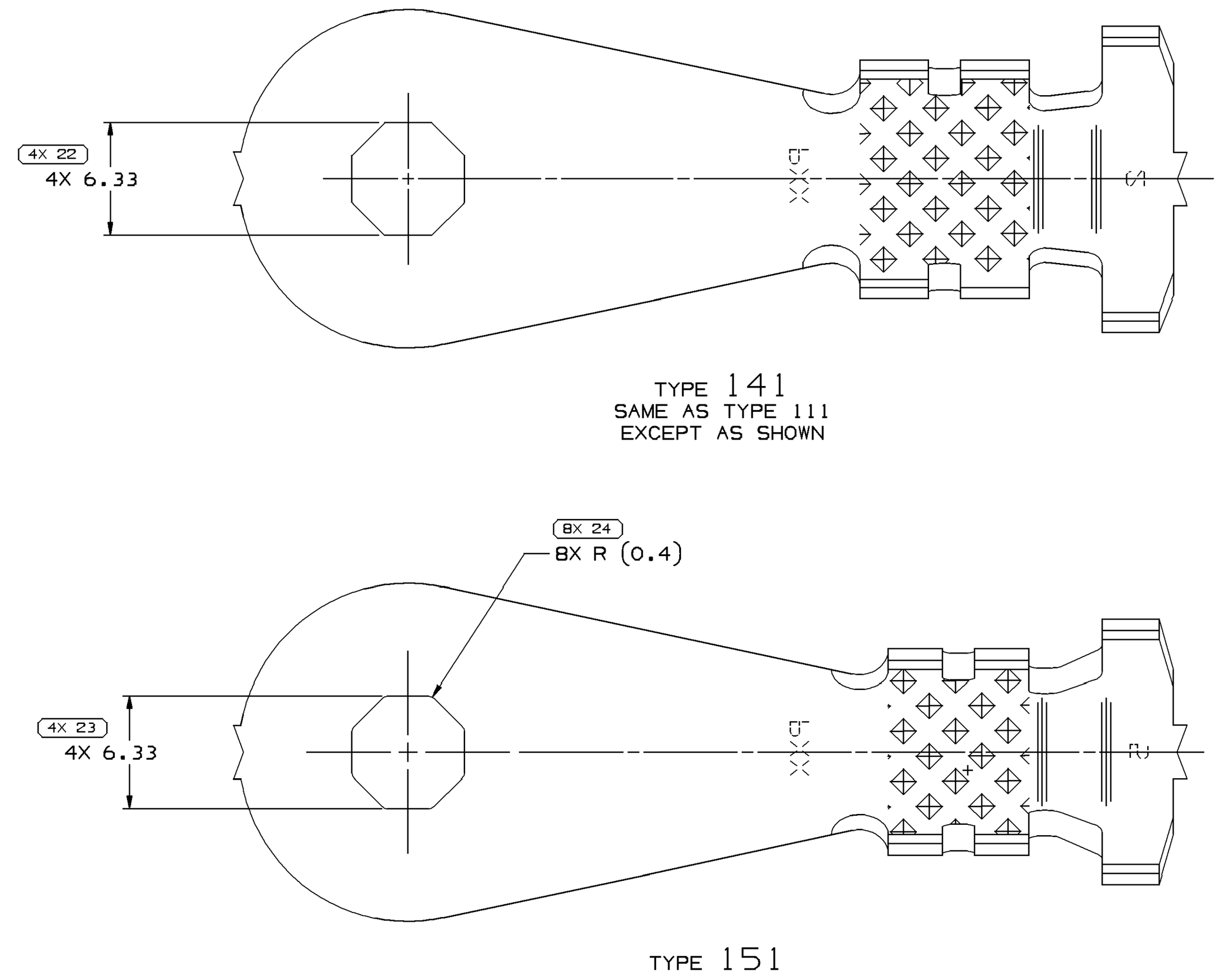

TYPE 141
SAME AS TYPE 111
EXCEPT AS SHOWN

TYPE 151
SAME AS TYPE 101
EXCEPT AS SHOWN

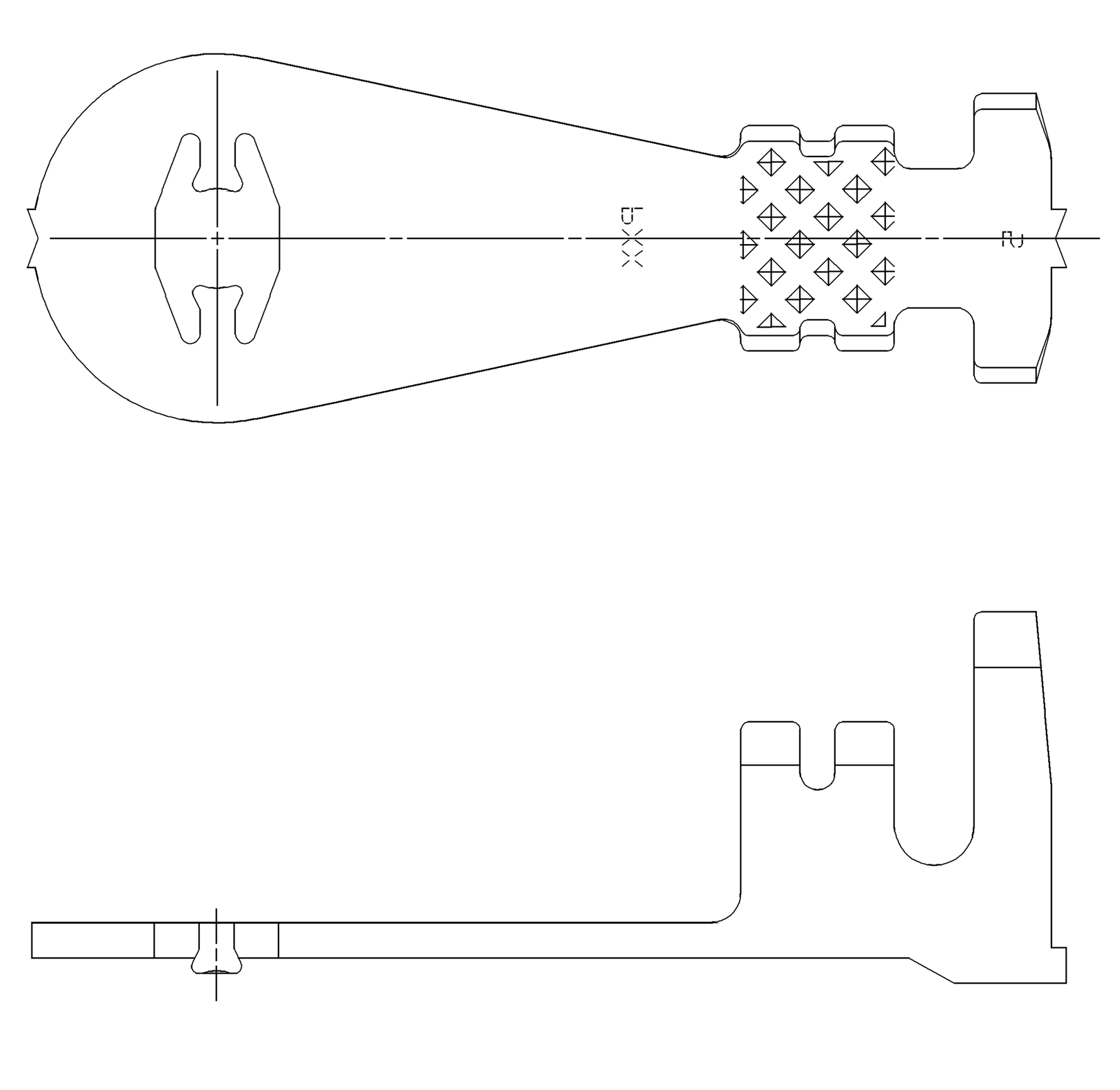

OPTIONAL HOLE CONSTRUCTION

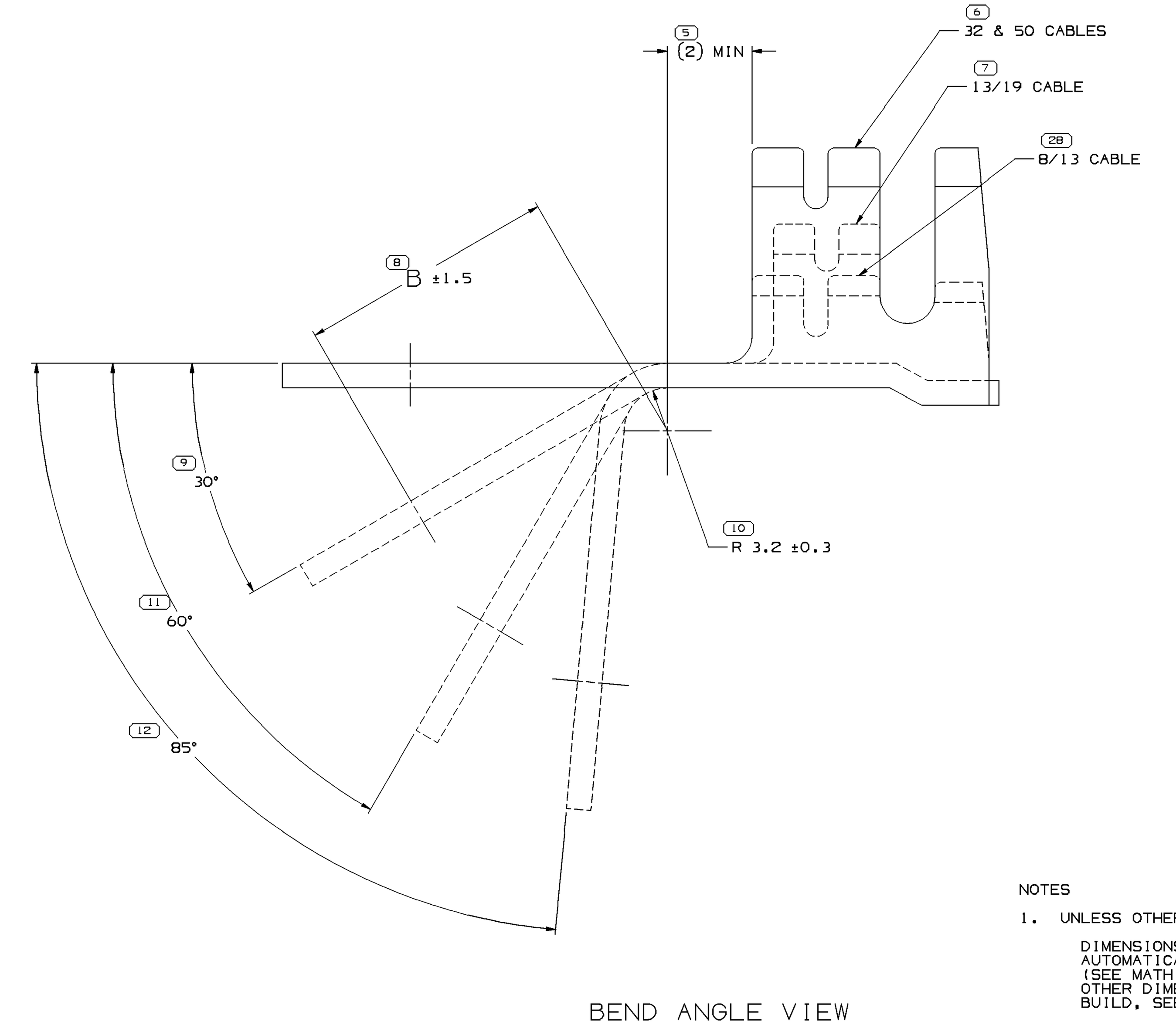

BEND ANGLE VIEW

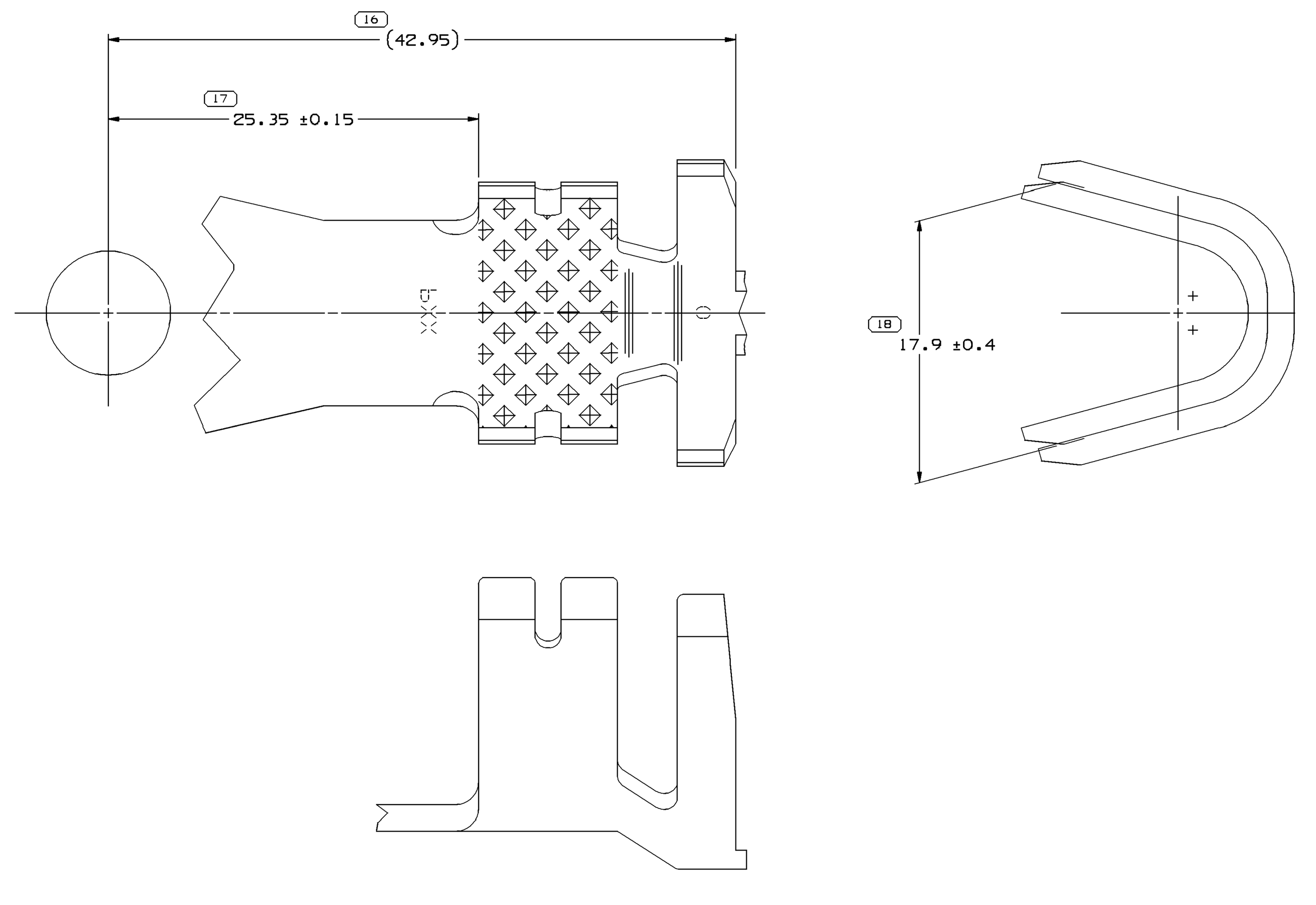

TYPE 121
SAME AS TYPE 101
EXCEPT AS SHOWN
(50 MM²)

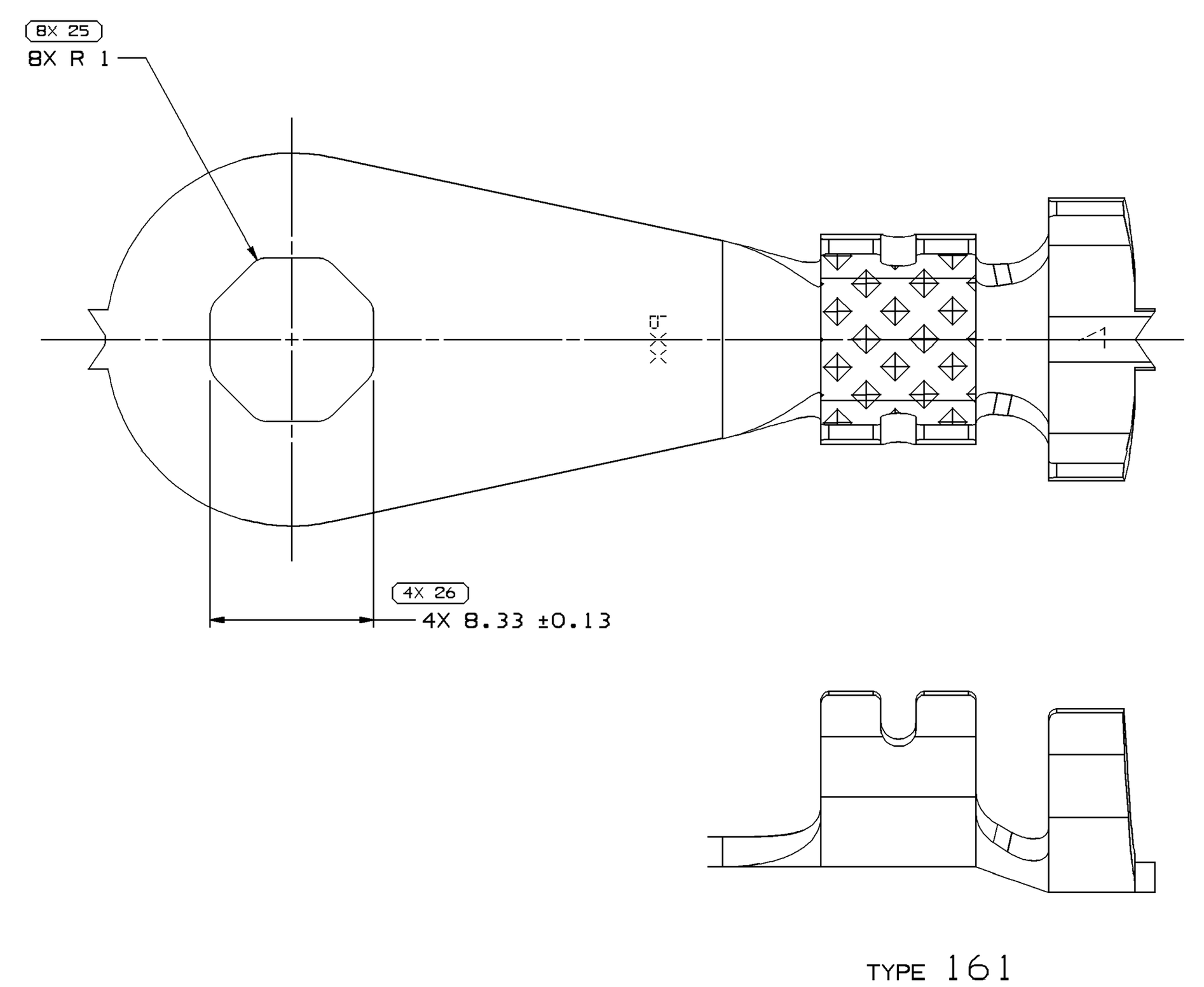

TYPE 161
SAME AS TYPE 101
EXCEPT AS SHOWN
(8/13 MM²)

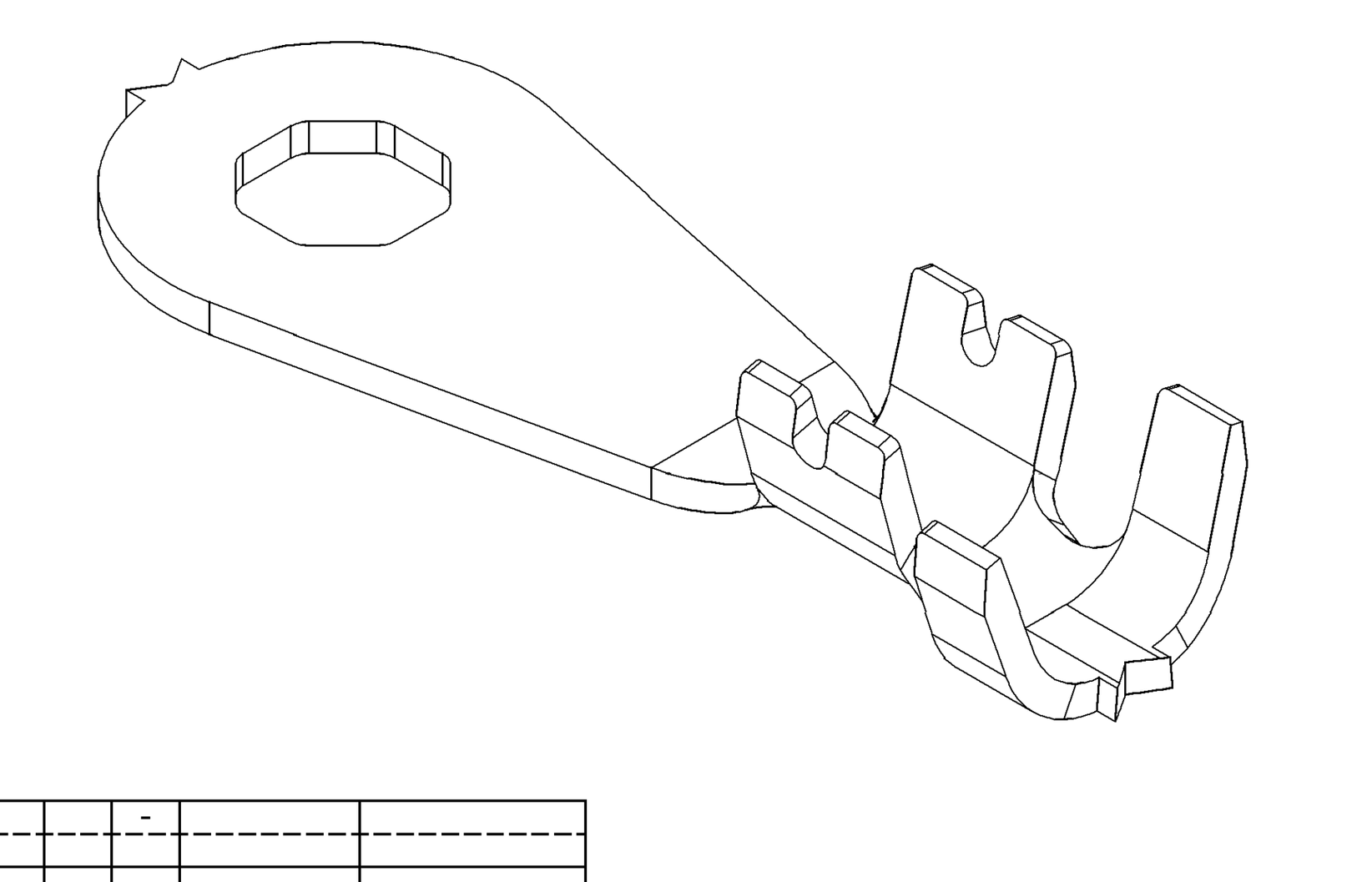

NOTES

1. UNLESS OTHERWISE SPECIFIED AND/OR INDICATED:

   DIMENSIONS ARE TO FACE OF VIEW SHOWN AND AUTOMATICALLY ROUNDED BY COMPUTER FOR INSPECTION (SEE MATH MODEL FOR PRECISE DIMENSIONS). FOR ALL OTHER DIMENSIONS NOT SHOWN BUT REQUIRED FOR TOOL BUILD, SEE MATH MODEL FOR PRECISE TOOL PATH DATA.

2. FOR SOLDERABILITY REQUIREMENTS, SEE ESO-1503
3. FOR ALTERNATIVE CABLE APPLICATIONS, SEE ESA-605
4. "PXX" INDICATES "P" PLUS LAST TWO DIGITS OF MAKE DIE SERIES NUMBER (P01, P02, P03, ETC).
5. BENT PART NUMBERS ARE MADE FROM FLAT PART NUMBERS

DEDUCT		
ANGLE	CABLE 13/19	CABLE 32,50
0°	27	25
30°	25	23
60°	19	17
85°	9	7

⌀A	STANDARD	METRIC
10.34±0.13	3/8	M10
8.5±0.13	5/16	M8
6.7±0.13	1/4	M6
	SCREW/STUD SIZE	

FLAT PART NO	REV	N/P	STATUS	SPEC	SIZE	CABLE	TYPE	M6	M8	M10	OPT HOLE CONST	30° ±5° PART NO	REV	N/P	STATUS	60° ±5° PART NO	REV	N/P	STATUS	85° ±5° PART NO	REV	N/P	STATUS	B DIM
13609633	01	-		M1598168 210 GILDING EX SPR SN PLTD	1.52 X 28.57	8/13	161		X					-				-				-		
13627255	01	-		M1598168 210 GILDING EX SPR SN PLTD	1.52 X 28.57	13/19	151	X																
13599484	01	-		M1598170 210 GILDING EX SPR SN PLTD	1.52 X 33.32	32	141	X																
15441930	01	AA		M1598409 210 GILDING EX SPR SN PLTD	1.52 X 24.61	8	131				X	15441931	01	-										
12124297	02	AA		M1598409 210 GILDING EX SPR SN PLTD	1.52 X 24.61	8	131		X											12160991	02	-		16.8
12124296	02	AA		M1598409 210 GILDING EX SPR SN PLTD	1.52 X 24.61	8	131	X												15434492	01			16.8
12124296	02	AA		M1598409 210 GILDING EX SPR SN PLTD	1.52 X 24.61	8	131	X												12124299	02			10
12124295	02	AA		M1598409 210 GILDING EX SPR SN PLTD	1.52 X 24.61	8	131			X										12124298	02			16.8
15355462	01	AA		M1598170 210 GILDING EX SPR SN PLTD	1.52 X 33.32	32	111				X									15355463	01	-		16.8
15369332	A1	-		M1598229 210 GILDING EX SPR SN PLTD	1.83 X 42.90	50	121		X											15369333	A	-		16.8
15326160	02	AA	OBSOLETE	PM001573-168 260 CART BRS 1/2 HD SN PLTD	1.52 X 28.57	13/19	101				X									15326161	A2	-	OBSOLETE	16.8
15326135	A2	-	OBSOLETE	PM001573-168 260 CART BRS 1/2 HD SN PLTD	1.52 X 28.57	13/19	101		X															
12191459	02	AA		M1598168 210 GILDING EX SPR SN PLTD	1.52 X 28.57	13/19	101				X	15496239	01	-		15427934	01	-		12191460	A1	-		16.8
12160231	A6	-		M1598229 210 GILDING EX SPR SN PLTD	1.83 X 42.90	50	121			X						15358689	A	-		15317554	A1	-		16.8
12146713	A3	-		M1598168 210 GILDING EX SPR SN PLTD	1.52 X 28.57	13/19	101	X				15441775	01	-		12160241	A2	-		12146714	A1	-		16.8
12146360	A3	-		M1598170 210 GILDING EX SPR SN PLTD	1.52 X 33.32	32	111			X		12146577	A1	-		12176386	A1	-		12146489	A1	-		16.8
12146361	A3	-		M1598170 210 GILDING EX SPR SN PLTD	1.52 X 33.32	32	111		X			15491241	01	-						12146716	A1	-		16.8
																				13630226	01	-		14.5
12146362	A3	-		M1598168 210 GILDING EX SPR SN PLTD	1.52 X 28.57	13/19	101			X		12146470	A1	-		12146578	A1	-		12146468	A1	-		16.8
12129598	B3	-		M1598168 210 GILDING EX SPR SN PLTD	1.52 X 28.57	13/19	101		X			12146821	A1	-		12176890	A1	-		12146469	A1	-		16.8

ATTRIBUTES

DRAWING NUMBER						
12129597						
SIZE	SCALE	FRAME NO	SHEET NO	STG	REV	N/P
A1x4	5:1	2 OF 2	1 OF 8	R	17	-

(4) PROCESS SENSITIVE DIMENSION

DIMENSIONS ENCLOSED IN ( ) INDICATE REFERENCE DIMENSIONS AND NO TOLERANCE LIMITS ARE ESTABLISHED

DIMENSIONAL RANGE (MM)		CHART D
FROM / TO	0 / 12	> 12
TOLERANCE UNLESS OTHERWISE SPECIFIED	±0.1	±0.2
ANGULAR TOLERANCE ±2°		

DWG TYPE: PART DRAWING

STYLE

VOLUME (CM³)

DISTR CODE: D

UNLESS OTHERWISE SPECIFIED

THIS DOCUMENT IS IN ACCORDANCE WITH ASME Y14.5M-1994 AS AMENDED BY THE GM GLOBAL DIMENSIONING AND TOLERANCING ADDENDUM - 1997. ALL GEOMETRIC TOLERANCES AND RELATED DATUMS APPLY RFS. RULE #1(PERFECT FORM AT MMC) DOES NOT APPLY WHEN RELATIONSHIP BETWEEN FEATURES IS ESTABLISHED BY ORIENTATION OR LOCATION TOLERANCES. SEPARATE POSITION CALLOUTS MAY BE GAGED SEPARATELY, REGARDLESS OF DATUM REFERENCE.

ALL DIMENSIONS ARE IN MILLIMETERS

REFERENCE

THIRD ANGLE PROJECTION

DO NOT SCALE

USE MATH DATA

CAD UNIGRAPHICS

DELPHI

DELPHI PACKARD ELECTRICAL/ELECTRONIC ARCHITECTURE
WARREN, OH

		DATE
DR	J.SUDIK	10FE92
APVD1	J. COLDSNOW	09MR92
APVD2	T. MORELLO	09MR92
APVD3	J.A.WILSON	27MR92
APVD4		
APVD5		

SUBSTANCES OF CONCERN AND RECYCLED CONTENT PER DELPHI-A 10949001

MATERIAL
SEE CHART

DRAWING NAME
TAXI TERM RING BATT

DRAWING NUMBER						
12129597						
SIZE	SCALE	FRAME NO	SHEET NO	STG	REV	N/P
A1x4	5:1	1 OF 2	1 OF 8	R	17	-

Общество с ограниченной ответственностью «МосЧип» ИНН 7719860671 / КПП 771901001
Адрес: 105318, г.Москва, ул.Щербаковская д.3, офис 1107

Данный компонент на территории Российской Федерации

Вы можете приобрести в компании MosChip.

Для оперативного оформления запроса Вам необходимо перейти по данной ссылке:

http://moschip.ru/get-element

Вы можете разместить у нас заказ для любого Вашего проекта, будь то серийное производство или разработка единичного прибора.

В нашем ассортименте представлены ведущие мировые производители активных и пассивных электронных компонентов.

Нашей специализацией является поставка электронной компонентной базы двойного назначения, продукции таких производителей как XILINX, Intel (ex.ALTERA), Vicor, Microchip, Texas Instruments, Analog Devices, Mini-Circuits, Amphenol, Glenair.

Сотрудничество с глобальными дистрибьюторами электронных компонентов, предоставляет возможность заказывать и получать с международных складов практически любой перечень компонентов в оптимальные для Вас сроки.

На всех этапах разработки и производства наши партнеры могут получить квалифицированную поддержку опытных инженеров.

Система менеджмента качества компании отвечает требованиям в соответствии с ГОСТ Р ИСО 9001, ГОСТ РВ 0015-002 и ЭС РД 009

Офис по работе с юридическими лицами:

105318, г.Москва, ул.Щербаковская д.3, офис 1107, 1118, ДЦ «Щербаковский»

Телефон: +7 495 668-12-70 (многоканальный)

Факс: +7 495 668-12-70 (доб.304)

E-mail: info@moschip.ru

Skype отдела продаж:
moschip.ru
moschip.ru_4
moschip.ru_6
moschip.ru_9