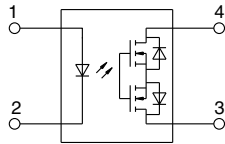
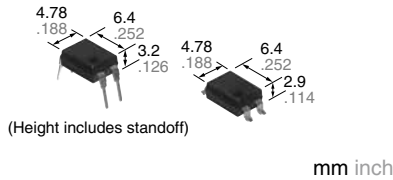




DIP4-pin type with reinforced insulation

PhotoMOS®
GE 1 Form A
(AQY210EH)



RoHS compliant

FEATURES

- 1. Reinforced insulation of 5,000 V**
More than 0.4 mm internal insulation distance between inputs and outputs. Con-forms to EN41003, EN60950 (reinforced insulation).
- 2. Controls low-level analog signals**
PhotoMOS feature extremely low closed-circuit offset voltage to enable control of low-level analog signals without distortion.
- 3. High sensitivity and low on-resistance**
Can control max. 0.13 A load current with 5 mA input current.
Low on-resistance of Typ. 25Ω (AQY210EH).
- 4. Low-level off state leakage current of max. 1 μA**

TYPICAL APPLICATIONS

- Modem
- Telephone equipment
- Electricity, plant equipment
- Security equipment
- Sensing equipment

TYPES

| | I/O isolation voltage | Output rating** | | Package | Part No. | | | | Packing quantity | |
|----------------|-----------------------|-----------------|--------------|----------|------------------------------|------------------------------|------------|-----------------------------|---|---------------|
| | | | | | Through hole terminal | Surface-mount terminal | | | Tube | Tape and reel |
| | | | | | | Tube packing style | | Tape and reel packing style | | |
| | | Load voltage | Load current | | Picked from the 1/2-pin side | Picked from the 3/4-pin side | | | | |
| AC/DC dual use | Reinforced 5,000 Vrms | 30 V | 1,000 mA | DIP4-pin | AQY211EH | AQY211EHA | AQY211EHAX | AQY211EHAZ | 1 tube contains: 100 pcs. 1 batch contains: 1,000 pcs. | 1,000 pcs. |
| | | 60 V | 550 mA | | AQY212EH | AQY212EHA | AQY212EHAX | AQY212EHAZ | | |
| | | 350 V | 130 mA | | AQY210EH | AQY210EHA | AQY210EHAX | AQY210EHAZ | | |
| | | 400 V | 120 mA | | AQY214EH | AQY214EHA | AQY214EHAX | AQY214EHAZ | | |
| | | 600 V | 50 mA | | AQY216EH | AQY216EHA | AQY216EHAX | AQY216EHAZ | | |

**Indicate the peak AC and DC values.

Note: For space reasons, the initial letters of the part number "AQY", the surface mount terminal shape indicator "A" and the packing style indicator "X" or "Z" are not marked on the device. (Ex. the label for product number AQY211EHAX is 211EH)

RATING

1. Absolute maximum ratings (Ambient temperature: 25°C 77°F)

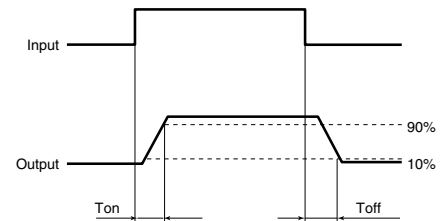
| Item | | Symbol | AQY211EH(A) | AQY212EH(A) | AQY210EH(A) | AQY214EH(A) | AQY216EH(A) | Remarks |
|-------------------------|-------------------------|-------------------|-----------------------------|-------------|-------------|-------------|-------------|---|
| Input | LED forward current | I _F | 50mA | | | | | |
| | LED reverse voltage | V _R | 5 V | | | | | |
| | Peak forward current | I _{FP} | 1 A | | | | | f = 100 Hz, Duty factor = 0.1% |
| | Power dissipation | P _{in} | 75mW | | | | | |
| Output | Load voltage (peak AC) | V _L | 30 V | 60 V | 350 V | 400 V | 600 V | Peak AC, DC |
| | Continuous load current | I _L | 1 A | 0.55 A | 0.13 A | 0.12 A | 0.05 A | 100 ms (1 shot), V _L = DC |
| | Peak load current | I _{peak} | 3 A | 1.5 A | 0.4 A | 0.3 A | 0.15 A | |
| | Power dissipation | P _{out} | 500mW | | | | | |
| Total power dissipation | | P _T | 550mW | | | | | |
| I/O isolation voltage | | V _{iso} | 5,000 Vrms | | | | | |
| Ambient temperature | Operating | T _{opr} | -40 to +85°C -40 to +185°F | | | | | (Non-icing at low temperatures) |
| | Storage | T _{stg} | -40 to +100°C -40 to +212°F | | | | | |

GE 1 Form A (AQY210EH)

2. Electrical characteristics (Ambient temperature: 25°C 77°F)

| Item | | Symbol | AQY211EH(A) | AQY212EH(A) | AQY210EH(A) | AQY214EH(A) | AQY216EH(A) | Condition |
|----------------------------------|---------------------------|--------------------------------------|-------------|-------------|-------------|-------------|---|---|
| Input | LED operate current | Typical | 1.2mA | | | | | I _L =Max. |
| | | Maximum | 3.0mA | | | | | |
| | LED turn off current | Minimum | 0.4mA | | | | | I _L =Max. |
| | | Typical | 1.1mA | | | | | |
| LED dropout voltage | Typical | 1.25 (1.14 V at I _F =5mA) | | | | | I _F =50mA | |
| | Maximum | 1.5V | | | | | | |
| Output | On resistance | Typical | 0.25Ω | 0.85Ω | 18Ω | 26Ω | 52Ω | I _F =5mA I _L =Max. Within 1 s |
| | | Maximum | 0.5Ω | 2.5Ω | 25Ω | 35Ω | 120Ω | |
| | Off state leakage current | Maximum | 1μA | | | | | I _F =0mA V _L =Max. |
| Transfer characteristics | Turn on time* | Typical | 1.5ms | 1ms | 0.5ms | | I _F =5mA I _L =Max. | |
| | | Maximum | 5ms | 4ms | 2.0ms | | | |
| | Turn off time* | Typical | 0.1ms | 0.05ms | 0.08ms | 0.04ms | I _F =5mA I _L =Max. | |
| | | Maximum | 1.0ms | | | | | |
| | I/O capacitance | Typical | 0.8pF | | | | | f = 1MHz V _B = 0V |
| | | Maximum | 1.5pF | | | | | |
| Initial I/O isolation resistance | Minimum | 1,000MΩ | | | | | 500V DC | |

*Turn on/Turn off time



3. Recommended operating conditions (Ambient temperature: 25°C 77°F)

Please use under recommended operating conditions to obtain expected characteristics.

| Item | Symbol | Min. | Max. | Unit | |
|-------------|-------------------------|----------------|------|------|---|
| LED current | I _F | 5 | 30 | mA | |
| AQY211EH(A) | Load voltage (Peak AC) | V _L | — | 24 | V |
| | Continuous load current | I _L | — | 1 | A |
| AQY212EH(A) | Load voltage (Peak AC) | V _L | — | 48 | V |
| | Continuous load current | I _L | — | 0.55 | A |
| AQY210EH(A) | Load voltage (Peak AC) | V _L | — | 280 | V |
| | Continuous load current | I _L | — | 0.13 | A |
| AQY214EH(A) | Load voltage (Peak AC) | V _L | — | 320 | V |
| | Continuous load current | I _L | — | 0.12 | A |
| AQY216EH(A) | Load voltage (Peak AC) | V _L | — | 480 | V |
| | Continuous load current | I _L | — | 0.05 | A |

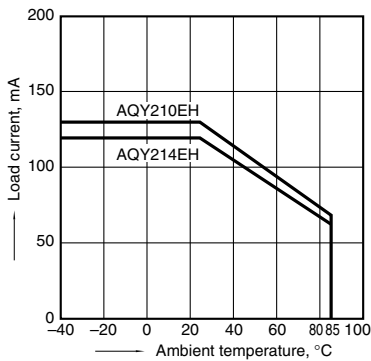
■ These products are not designed for automotive use.

If you are considering to use these products for automotive applications, please contact your local Panasonic Corporation technical representative.

REFERENCE DATA

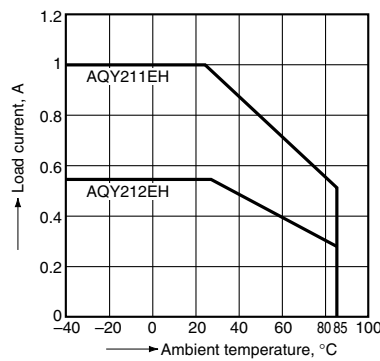
1-(1). Load current vs. ambient temperature characteristics

Allowable ambient temperature: -40 to +85°C
-40 to +185°F



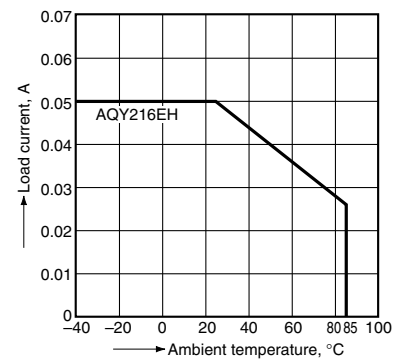
1-(2). Load current vs. ambient temperature characteristics

Allowable ambient temperature: -40 to +85°C
-40 to +185°F



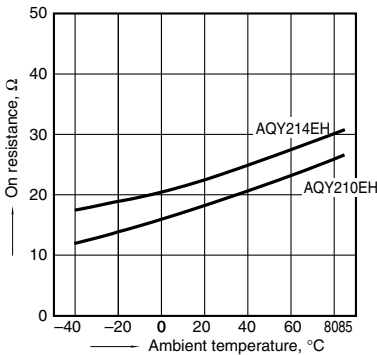
1-(3). Load current vs. ambient temperature characteristics

Allowable ambient temperature: -40 to +85°C
-40 to +185°F



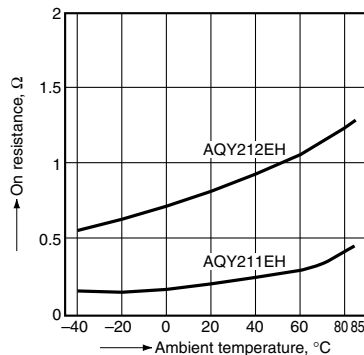
2-(1). On resistance vs. ambient temperature characteristics

Measured portion: between terminals 3 and 4;
LED current: 5 mA; Load voltage: Max. (DC);
Continuous load current: Max. (DC)



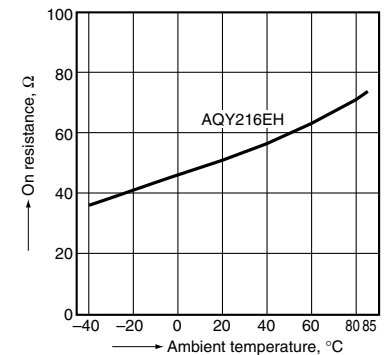
2-(2). On resistance vs. ambient temperature characteristics

Measured portion: between terminals 3 and 4;
LED current: 5 mA; Load voltage: Max. (DC);
Continuous load current: Max. (DC)



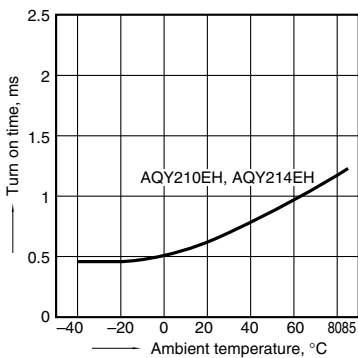
2-(3). On resistance vs. ambient temperature characteristics

Measured portion: between terminals 3 and 4;
LED current: 5 mA; Load voltage: Max. (DC);
Continuous load current: Max. (DC)



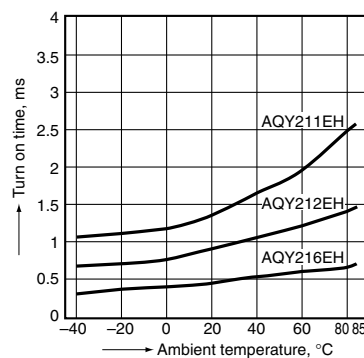
3-(1). Turn on time vs. ambient temperature characteristics

LED current: 5 mA; Load voltage: Max. (DC);
Continuous load current: Max. (DC)



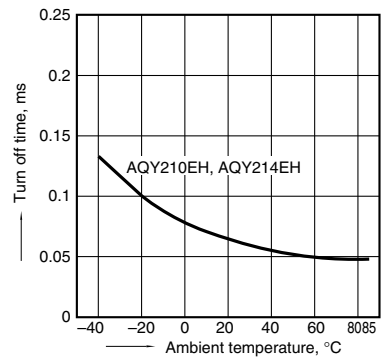
3-(2). Turn on time vs. ambient temperature characteristics

LED current: 5 mA; Load voltage: Max. (DC);
Continuous load current: Max. (DC)



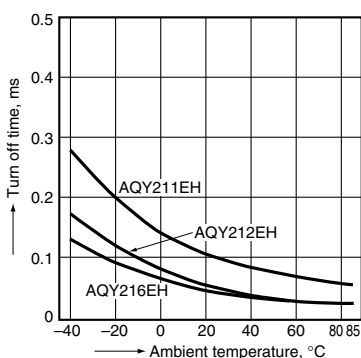
4-(1). Turn off time vs. ambient temperature characteristics

LED current: 5 mA; Load voltage: Max. (DC);
Continuous load current: Max. (DC)



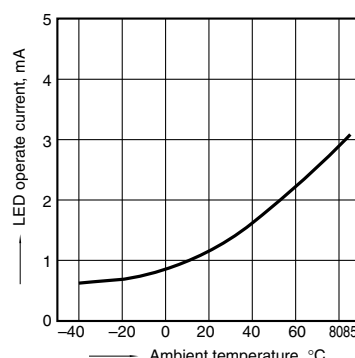
4-(2). Turn off time vs. ambient temperature characteristics

LED current: 5 mA; Load voltage: Max. (DC);
Continuous load current: Max. (DC)



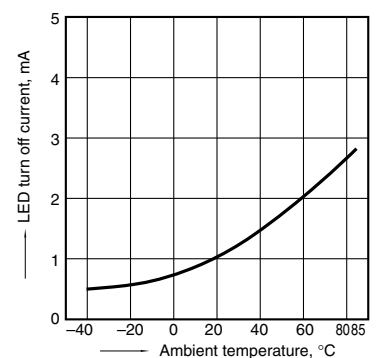
5. LED operate current vs. ambient temperature characteristics

Sample: All types; Load voltage: Max. (DC);
Continuous load current: Max. (DC)



6. LED turn off current vs. ambient temperature characteristics

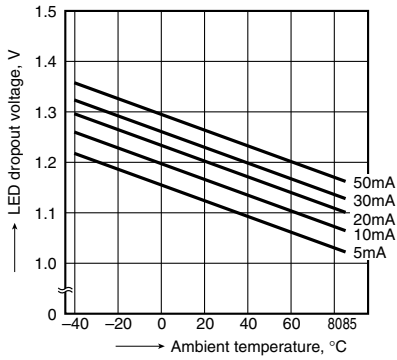
Sample: All types; Load voltage: Max. (DC);
Continuous load current: Max. (DC)



GE 1 Form A (AQY210EH)

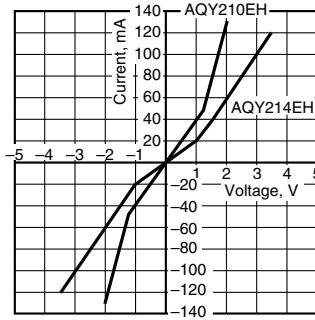
7. LED dropout voltage vs. ambient temperature characteristics

Sample: All types; LED current: 5 to 50 mA



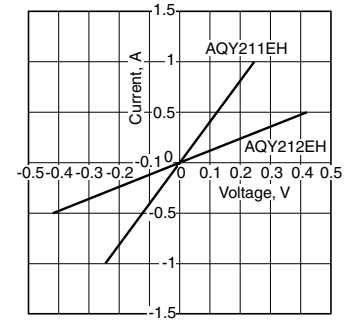
8-(1). Current vs. voltage characteristics of output at MOS portion

Measured portion: between terminals 3 and 4;
Ambient temperature: 25°C 77°F



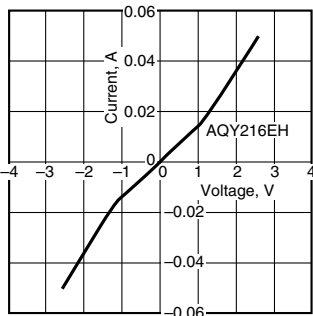
8-(2). Current vs. voltage characteristics of output at MOS portion

Measured portion: between terminals 3 and 4;
Ambient temperature: 25°C 77°F



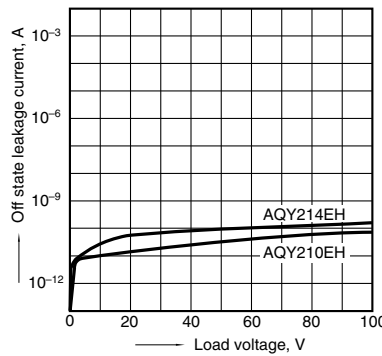
8-(3). Current vs. voltage characteristics of output at MOS portion

Measured portion: between terminals 3 and 4;
Ambient temperature: 25°C 77°F



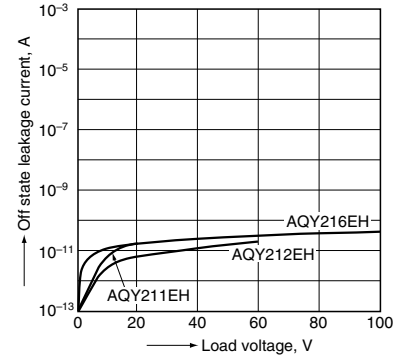
9-(1). Off state leakage current vs. load voltage characteristics

Measured portion: between terminals 3 and 4;
Ambient temperature: 25°C 77°F



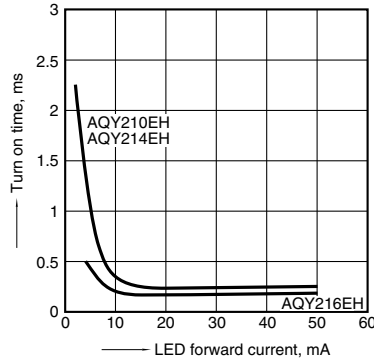
9-(2). Off state leakage current vs. load voltage characteristics

Measured portion: between terminals 3 and 4;
Ambient temperature: 25°C 77°F



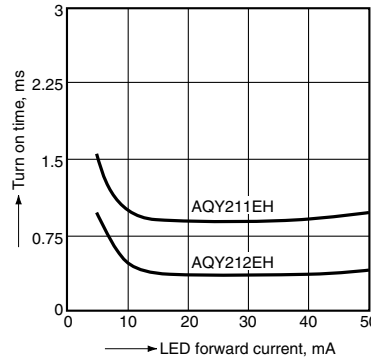
10-(1). Turn on time vs. LED forward current characteristics

Measured portion: between terminals 3 and 4;
Load voltage: Max. (DC); Continuous load current: Max. (DC); Ambient temperature: 25°C 77°F



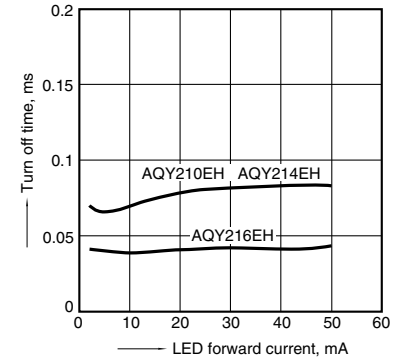
10-(2). Turn on time vs. LED forward current characteristics

Measured portion: between terminals 3 and 4;
Load voltage: Max. (DC); Continuous load current: Max. (DC); Ambient temperature: 25°C 77°F



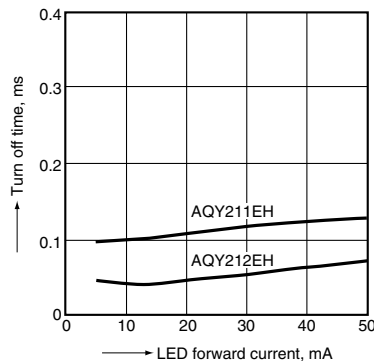
11-(1). Turn off time vs. LED forward current characteristics

Measured portion: between terminals 3 and 4;
Load voltage: Max. (DC); Continuous load current: Max. (DC); Ambient temperature: 25°C 77°F



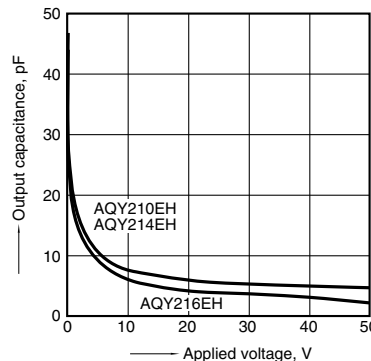
11-(2). Turn off time vs. LED forward current characteristics

Measured portion: between terminals 3 and 4;
Load voltage: Max. (DC); Continuous load current: Max. (DC); Ambient temperature: 25°C 77°F



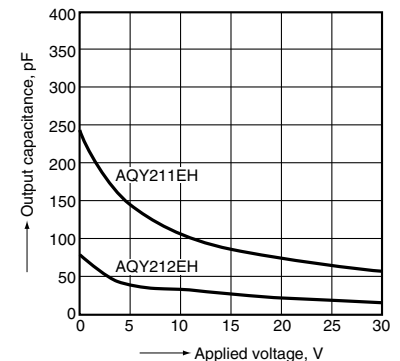
12-(1). Output capacitance vs. applied voltage characteristics

Measured portion: between terminals 3 and 4;
Frequency: 1 MHz; Ambient temperature: 25°C 77°F



12-(2). Output capacitance vs. applied voltage characteristics

Measured portion: between terminals 3 and 4;
Frequency: 1 MHz; Ambient temperature: 25°C 77°F



"PhotoMOS®", "PhotoMOS" and "PHOTOMOS" are registered trademarks of Panasonic Corporation.

*Recognized in Japan, the United States, all member states of European Union and other countries.

Please contact

Panasonic Corporation

Electromechanical Control Business Division

■ 1006, Oaza Kadoma, Kadoma-shi, Osaka 571-8506, Japan
industrial.panasonic.com/ac/e/

Panasonic®

©Panasonic Corporation 2017

Mouser Electronics

Authorized Distributor

Click to View Pricing, Inventory, Delivery & Lifecycle Information:

Panasonic:

[AQY210EH](#) [AQY210EHA](#) [AQY212EH](#) [AQY214EH](#) [AQY211EHA](#) [AQY212EHA](#) [AQY210EHAX](#) [AQY210EHAZ](#)
[AQY211EH](#) [AQY211EHAX](#) [AQY211EHAZ](#) [AQY214EHAX](#) [AQY216EH](#) [AQY216EHA](#) [AQY214EHA](#) [AQY214EHAZ](#)
[AQY212EHAX](#) [AQY212EHAZ](#) [AQY216EHAZ](#) [AQY216EHAX](#)

Данный компонент на территории Российской Федерации

Вы можете приобрести в компании MosChip.

Для оперативного оформления запроса Вам необходимо перейти по данной ссылке:

<http://moschip.ru/get-element>

Вы можете разместить у нас заказ для любого Вашего проекта, будь то серийное производство или разработка единичного прибора.

В нашем ассортименте представлены ведущие мировые производители активных и пассивных электронных компонентов.

Нашей специализацией является поставка электронной компонентной базы двойного назначения, продукции таких производителей как XILINX, Intel (ex.ALTERA), Vicor, Microchip, Texas Instruments, Analog Devices, Mini-Circuits, Amphenol, Glenair.

Сотрудничество с глобальными дистрибьюторами электронных компонентов, предоставляет возможность заказывать и получать с международных складов практически любой перечень компонентов в оптимальные для Вас сроки.

На всех этапах разработки и производства наши партнеры могут получить квалифицированную поддержку опытных инженеров.

Система менеджмента качества компании отвечает требованиям в соответствии с ГОСТ Р ИСО 9001, ГОСТ РВ 0015-002 и ЭС РД 009

Офис по работе с юридическими лицами:

105318, г.Москва, ул.Щербаковская д.3, офис 1107, 1118, ДЦ «Щербаковский»

Телефон: +7 495 668-12-70 (многоканальный)

Факс: +7 495 668-12-70 (доб.304)

E-mail: info@moschip.ru

Skype отдела продаж:

moschip.ru

moschip.ru_4

moschip.ru_6

moschip.ru_9