

SMD Multilayer Chip Varistor

AMCV-0603

RoHS
Compliant



1.6 x 0.8 x 0.8 mm

FEATURES:

- SMD type, small size suitable for high density mounting
- Excellent clamping ratio and strong capability of voltage surge suppression
- Excellent solderability (Ni, Sn plating)

APPLICATIONS:

- Transient voltage protection and voltage surge suppression for LED lighting
- Suitable for LCD-TV, STB, Switch, Router, PLC, Security System, smart meters, mobile phones
- Suppressing Induced / switching over-voltage caused by lightning and power
- Protecting DC-DC Module, I/O ports, IC driver

STANDARD SPECIFICATIONS:

Operating Temperature: -55°C ~ +125°C

Storage Temperature and Humidity -10°C ~ +40°C and RH 70% (Max.)

Part Number	Max. Working Voltage		Varistor Voltage	Max. Clamping Voltage		Rated Single Pulse Transient		Typical Capacitance
	DC	AC RMS		8/20μs	ESD	Energy 10/1000μs	Peak Current 8/20μs	
Test Condition	<20μA		@1mA DC					@0.5V _{rms} , 1MHz
Units	Volts	Volts	Volts	Volts	Volts	Joules	Amps	pF
Symbol	V _{WDC}	V _{WAC}	V _B	V _C *1	V _C *2	E _T	I _P	C
ACMV-0603-5R5-C180	5.5	4.0	10.0-14.0	18	23	0.005	3	18
ACMV-0603-5R5-C300	5.5	4.0	10.0-14.0	18	23	0.005	5	30
ACMV-0603-5R5-C500	5.5	4.0	10.0-14.0	18	23	0.01	10	50
ACMV-0603-5R5-C800	5.5	4.0	10.0-14.0	18	23	0.02	10	80
ACMV-0603-5R5-C101	5.5	4.0	10.0-14.0	18	23	0.05	20	100
ACMV-0603-090-C180	9.0	6.4	11.0-16.0	20	26	0.005	3	18
ACMV-0603-090-C300	9.0	6.4	11.0-16.0	20	26	0.005	5	30
ACMV-0603-090-C500	9.0	6.4	11.0-16.0	20	26	0.01	10	50
ACMV-0603-090-C800	9.0	6.4	11.0-16.0	20	26	0.02	15	80
ACMV-0603-090-C101	9.0	6.4	11.0-16.0	20	26	0.05	20	100
ACMV-0603-140-C180	14.0	10.0	16.0-22.0	30	39	0.005	3	18
ACMV-0603-140-C300	14.0	10.0	16.0-22.0	30	39	0.01	5	30
ACMV-0603-140-C500	14.0	10.0	16.0-22.0	30	39	0.02	10	50
ACMV-0603-140-C800	14.0	10.0	16.0-22.0	30	39	0.03	15	80
ACMV-0603-140-C101	14.0	10.0	16.0-22.0	30	39	0.05	20	100
ACMV-0603-180-C180	18.0	12.7	22.0-28.0	40	48	0.005	5	18
ACMV-0603-180-C300	18.0	12.7	22.0-28.0	40	48	0.02	10	30
ACMV-0603-180-C600	18.0	12.7	22.0-28.0	40	48	0.02	10	60
ACMV-0603-180-C800	18.0	12.7	22.0-28.0	40	48	0.03	15	80
ACMV-0603-180-C101	18.0	12.7	22.0-28.0	40	48	0.05	20	100
ACMV-0603-260-C180	26.0	18.4	31.0-38.0	58	70	0.02	5	18
ACMV-0603-260-C300	26.0	18.4	31.0-38.0	58	70	0.03	10	30
ACMV-0603-260-C500	26.0	18.4	31.0-38.0	58	70	0.03	10	50

*1: V_C, Maximum peak voltage across the varistor measured at a specified pulse current and waveform.

Energy Rating	Pulse & Waveform
0.00-0.05 Joule	1A, 8/20μs
0.10 Joule	2A, 8/20μs
0.20-0.50 Joule	5A, 8/20μs

*2: V_C, Maximum peak voltage across the varistor measured at 30ns after initiation of pulse on IEC61000-4-2 30A/8KV.

ABRACON IS
ISO 9001:2008
CERTIFIED



ABRACON
CORPORATION

Visit www.abracon.com for Terms & Conditions of Sale **Revised: 11.30.12**
30332 Esperanza, Rancho Santa Margarita, California 92688
tel 949-546-8000 | fax 949-546-8001 | www.abracon.com

SMD Multilayer Chip Varistor

AMCV-0603

RoHS
Compliant



1.6 x 0.8 x 0.8 mm

Test Conditions

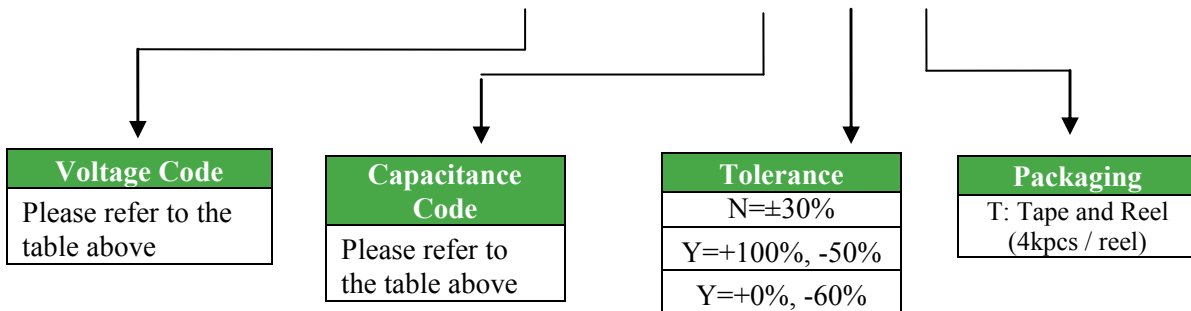
Unless otherwise specified, the standard atmospheric conditions for measurement/test as:

- a. Ambient Temperature: $20 \pm 15^\circ\text{C}$
- b. Relative Humidity: $65 \pm 20\%$
- c. Air Pressure: 86 kPa to 106 kPa

Items	Test Methods and Remarks
Varistor Voltage at 1mA DC (V_B)	Measuring current: 1mA DC Duration: 0.2 to 2 sec
Capacitance (C)	Measure source: $0.5 V_{RMS}$ Test frequency: 1MHz.
Leakage Current (I_L)	Measuring voltage: Maximum DC working voltage
Clamping Voltage (V_C)	Measuring source: 8/20us waveform, ESD waveform

OPTIONS AND PART IDENTIFICATION:

AMCV-0603- - C -



OUTLINE DIMENSION:



Recommended Land Pattern



L	W	T	a
1.6 \pm 0.15	0.8 \pm 0.15	0.8 \pm 0.15	0.3 \pm 0.2

A	B	C
0.60~0.80	0.60~0.80	0.60~0.80

Dimension: mm

SMD Multilayer Chip Varistor



1.6 x 0.8 x 0.8 mm

AMCV-0603

RoHS
Compliant

Materials

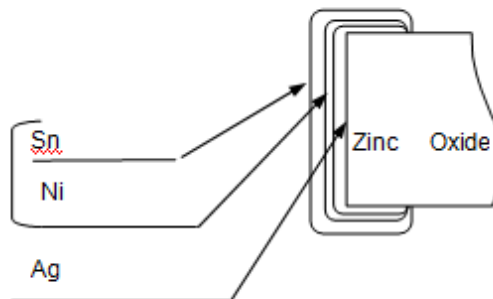
Side View



Top View



	Part Name	Material
1	Base Material	ZnO
2	Internal Conductor	Ag-Pd
3	Terminal Electrode	Ag (Inner layer) Ni-Sn (Outer layer)



REFLOW PROFILE:



Preheat Condition	150 to 200 °C; 60 to 120 sec.
Allowed time above 217 °C	60 to 90 sec.
Max temperature	260 °C
Max time at max temperature	10 sec.
Solder paste	Sn/3.0Ag/0.5Cu
Allowed Reflow time	2x max.

SMD Multilayer Chip Varistor

AMCV-0603

RoHS
Compliant

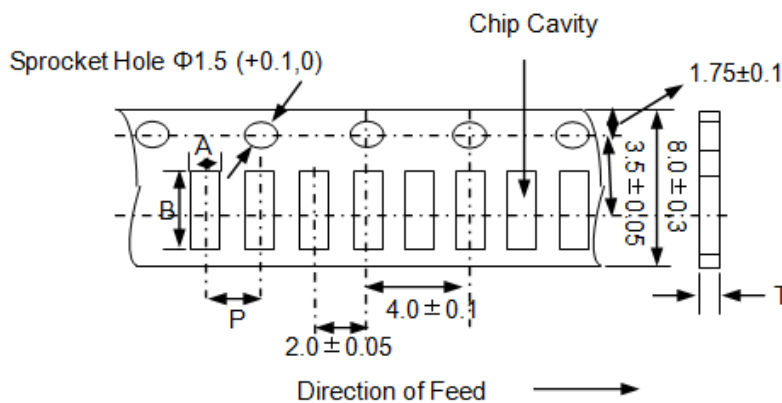


1.6 x 0.8 x 0.8 mm

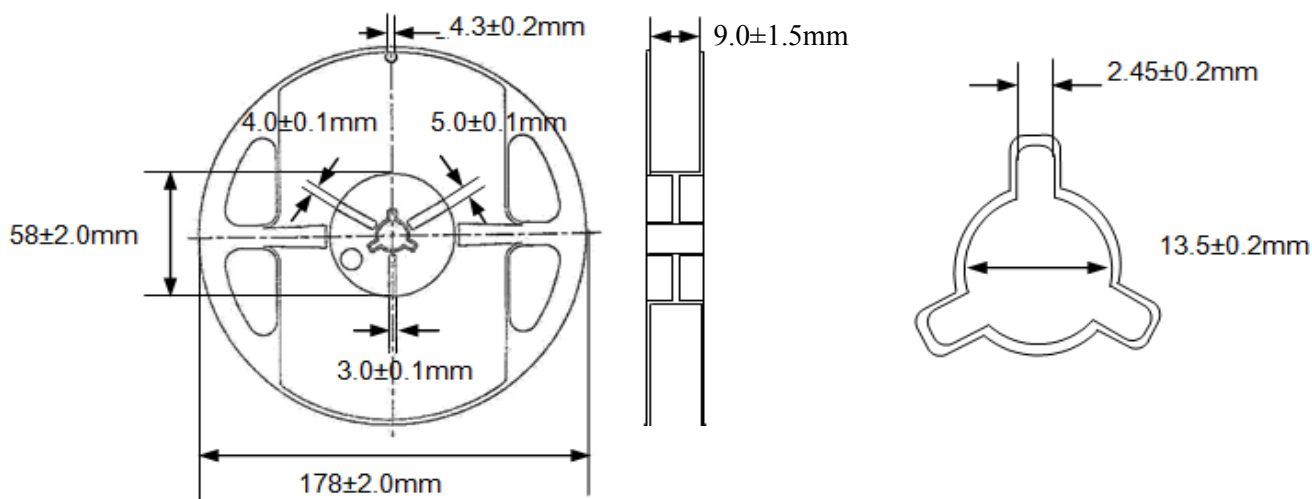
TAPE & REEL:

Packing

T: 4,000pcs / reel



A	B	P	T (max)
1.0±0.2	1.8±0.2	4.0±0.1	1.1



Storage Conditions

- The solderability of the external electrode may be deteriorated if packages are stored where they are exposed to high humidity. Package must be stored at 40°C or less and 70% RH or less.
- The solderability of the external electrode may be deteriorated if packages are stored where they are exposed to dust or harmful gas (e.g. HCl, sulfurous gas of H₂S).
- Packaging material may be deformed if packages are stored where they are exposed to heat or direct sunlight.
- Solderability shall be guaranteed for 6 months from the date of delivery on condition that they are stored at the environment specified in a. The parts that are stored more than 6 months shall be checked solderability before use.

Dimension: mm

ATTENTION: Abracon Corporation's products are COTS – Commercial-Off-The-Shelf products; suitable for Commercial, Industrial and, where designated, Automotive Applications. Abracon's products are not specifically designed for Military, Aviation, Aerospace, Life-dependant Medical applications or any application requiring high reliability where component failure could result in loss of life and/or property. For applications requiring high reliability and/or presenting an extreme operating environment, written consent and authorization from Abracon Corporation is required. Please contact Abracon Corporation for more information.

ABRACON IS
ISO 9001:2008
CERTIFIED



Visit www.abracon.com for Terms & Conditions of Sale **Revised: 11.30.12**
30332 Esperanza, Rancho Santa Margarita, California 92688
tel 949-546-8000 | fax 949-546-8001 | www.abracon.com

Данный компонент на территории Российской Федерации

Вы можете приобрести в компании MosChip.

Для оперативного оформления запроса Вам необходимо перейти по данной ссылке:

<http://moschip.ru/get-element>

Вы можете разместить у нас заказ для любого Вашего проекта, будь то серийное производство или разработка единичного прибора.

В нашем ассортименте представлены ведущие мировые производители активных и пассивных электронных компонентов.

Нашей специализацией является поставка электронной компонентной базы двойного назначения, продукции таких производителей как XILINX, Intel (ex.ALTERA), Vicor, Microchip, Texas Instruments, Analog Devices, Mini-Circuits, Amphenol, Glenair.

Сотрудничество с глобальными дистрибьюторами электронных компонентов, предоставляет возможность заказывать и получать с международных складов практически любой перечень компонентов в оптимальные для Вас сроки.

На всех этапах разработки и производства наши партнеры могут получить квалифицированную поддержку опытных инженеров.

Система менеджмента качества компании отвечает требованиям в соответствии с ГОСТ Р ИСО 9001, ГОСТ РВ 0015-002 и ЭС РД 009

Офис по работе с юридическими лицами:

105318, г.Москва, ул.Щербаковская д.3, офис 1107, 1118, ДЦ «Щербаковский»

Телефон: +7 495 668-12-70 (многоканальный)

Факс: +7 495 668-12-70 (доб.304)

E-mail: info@moschip.ru

Skype отдела продаж:

moschip.ru

moschip.ru_4

moschip.ru_6

moschip.ru_9