

Low Noise Amplifier, 12.5 dB Gain, 10 - 100 MHz

Rev. V5

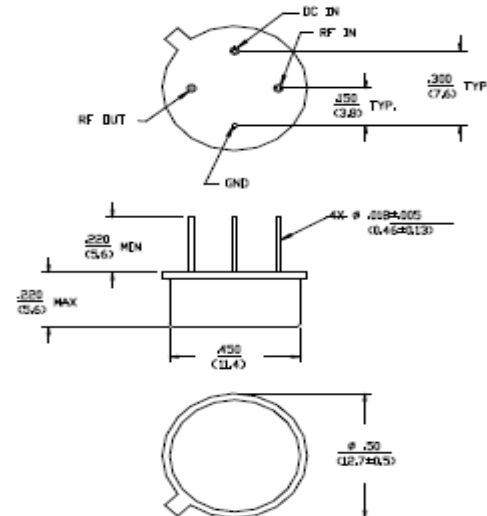
Features

- 1.1 dB Typical Low Noise Figure @ 50 MHz
- +15 dBm Typical High Output Power @ 50 MHz
- +32 dBm Typical Third Order Intercept @ 50 MHz
- Fully Hermetic Package (AM-162, AMS-162)

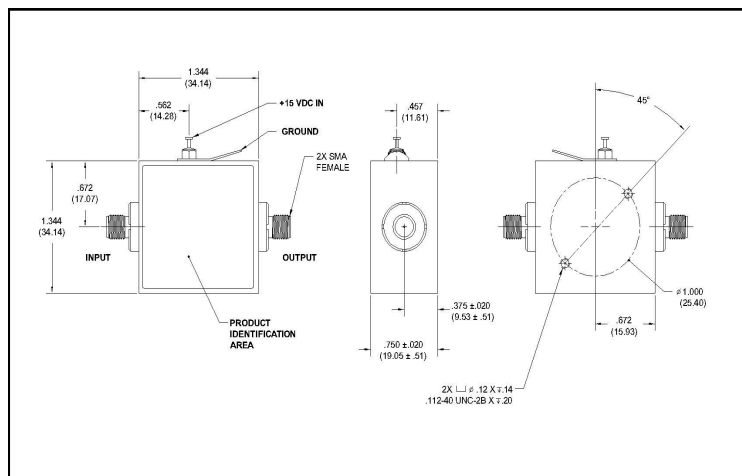
Description

M/A-COM's AM-162 is a coupler feedback amplifier with high intercept and compression points. The use of coupler feedback minimizes noise figure and current in a high intercept amplifier. This amplifier is packaged in a TO-8-1 package, a surface mount package and a connectorized version. The ground plane on the PC board should be configured to remove heat from under the package. AM-162 are ideally suited for use where a high intercept, high reliability amplifier is required.

TO-8-1

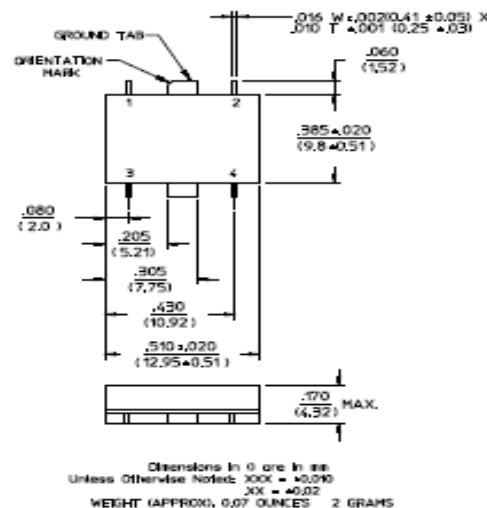


Outline Drawing: SMA Connectorized *



* Dimensions are inches (millimeters) ± 0.015 (0.38) unless otherwise specified.

SF-1



Absolute Maximum Ratings ¹

Parameter	Absolute Maximum
Max. Input Power	+10 dBm
Vbias	+15.75 V
Operating Temperature	-55°C to +85°C
Storage Temperature	-65°C to +125°C

Pin Configuration (For AMS-162)

Pin No.	Function	Pin No.	Function
1	RF OUT	3	RF IN
2	VDC	4	GND

1. Operation of this device above any one of these parameters may cause permanent damage.

M/A-COM Technology Solutions Inc. (MACOM) and its affiliates reserve the right to make changes to the product(s) or information contained herein without notice. Visit www.macom.com for additional data sheets and product information.

Electrical Specifications: ² T_A = -55°C to +85°C Case Temperature

Parameter	Test Conditions	Frequency	Units	Min.	Typ.	Max.
Gain	@+25°C	50 MHz	dB	12.0	12.5	13.0
Frequency Response	—	10 - 100 MHz	dB	—	—	±0.6
Gain Variation with Temperature	—	10 - 100 MHz	dB	—	—	±0.6
1 dB Compression	Output Power	10 - 100 MHz	dBm	+13	—	—
Noise Figure	—	10 - 100 MHz	dB	—	—	1.6
Reverse Transmission	—	10 - 100 MHz	dB	—	-15	-14
VSWR	—	10 - 100 MHz	Ratio	—	—	2.0:1
Output IP ₂	Two-Tone inputs up to 0 dBm	10 - 100 MHz	dBm	+40	—	—
Output IP ₃	Two-Tone inputs up to 0 dBm	10 - 100 MHz	dBm	+26	—	—
Vbias	—	—	VDC	+14.5	+15.0	+15.5
Ibias	Vbias = +15.0 VDC	—	mA	—	11	15
Power Dissipation	@ +15 V Bias	—	mW	—	165	—

2. All specifications apply when operated at +15 VDC, with 50 ohms source and load impedance.

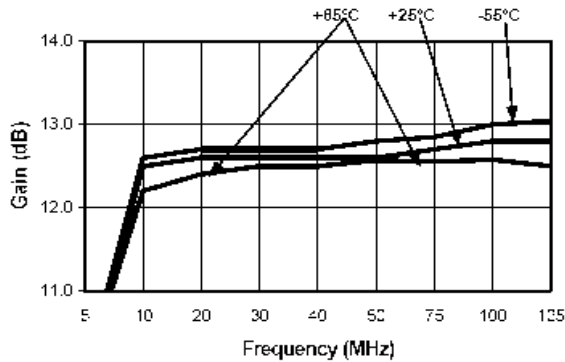
S-Parameter Data

Frequency (MHz)	S11 MAG/ANG	S21 MAG/ANG	S12 MAG/ANG	S22 MAG/ANG
10	0.07/165	4.06/66	0.18	0.09/169.1
20	0.09/-166.8	4.13/-6.5	0.17	0.09/-159.2
30	0.08/-151.5	4.18/-15.8	0.17	0.09/-129.5
40	0.10/-146.9	4.20/-24.0	0.17	0.11/-120.3
50	0.11/-147.9	4.23/-32.2	0.17 1	0.12/-117.7
60	0.11/-152.0	4.19/-39.8	0.17	0.13/-118.5
70	0.12/-159.7	4.20/-47.7	0.17	0.14/-120.3
85	0.12/-171.2	4.17/-59.5	0.16	0.14/-122.6
100	0.12/174.1	4.15/-72.1	0.16	0.15/-123.6

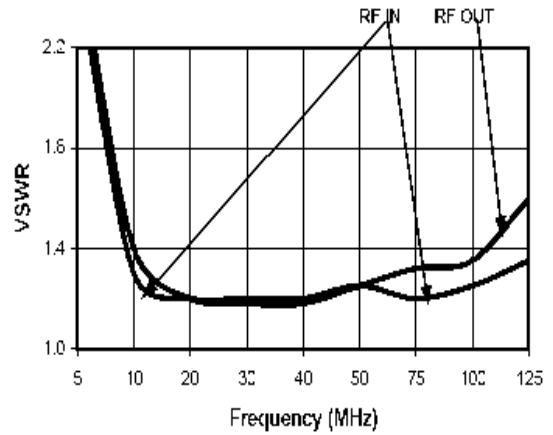
M/A-COM Technology Solutions Inc. (MACOM) and its affiliates reserve the right to make changes to the product(s) or information contained herein without notice. Visit www.macom.com for additional data sheets and product information.

Typical Performance Curves

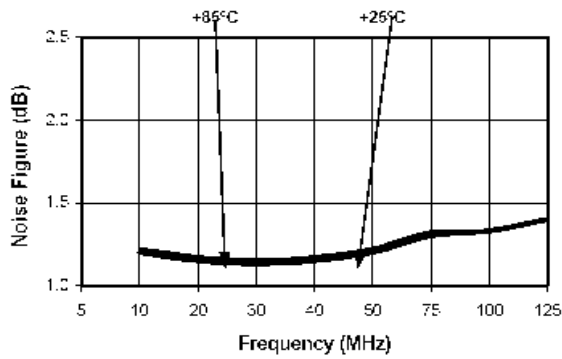
Gain vs. Frequency



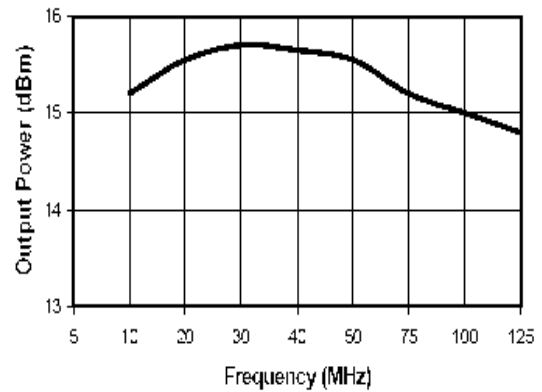
VSWR vs. Frequency



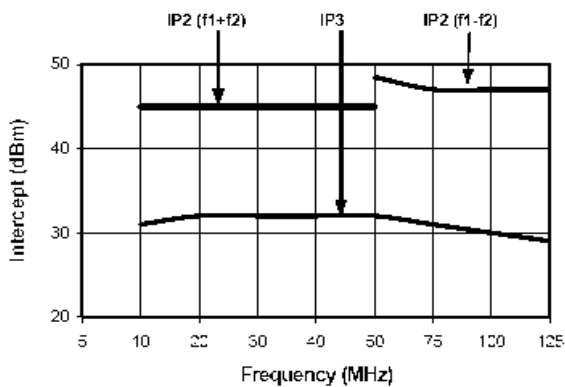
Noise Figure



1 dB Compression



Intermodulation Intercept



Ordering Information

Part Number	Package
AM-162 PIN	TO-8-1
AMC-162 SMA **	Connectorized
AMS-162 PIN	SF-1

** The connectorized version is not RoHS compliant.

M/A-COM Technology Solutions Inc. All rights reserved.

Information in this document is provided in connection with M/A-COM Technology Solutions Inc ("MACOM") products. These materials are provided by MACOM as a service to its customers and may be used for informational purposes only. Except as provided in MACOM's Terms and Conditions of Sale for such products or in any separate agreement related to this document, MACOM assumes no liability whatsoever. MACOM assumes no responsibility for errors or omissions in these materials. MACOM may make changes to specifications and product descriptions at any time, without notice. MACOM makes no commitment to update the information and shall have no responsibility whatsoever for conflicts or incompatibilities arising from future changes to its specifications and product descriptions. No license, express or implied, by estoppel or otherwise, to any intellectual property rights is granted by this document.

THESE MATERIALS ARE PROVIDED "AS IS" WITHOUT WARRANTY OF ANY KIND, EITHER EXPRESS OR IMPLIED, RELATING TO SALE AND/OR USE OF MACOM PRODUCTS INCLUDING LIABILITY OR WARRANTIES RELATING TO FITNESS FOR A PARTICULAR PURPOSE, CONSEQUENTIAL OR INCIDENTAL DAMAGES, MERCHANTABILITY, OR INFRINGEMENT OF ANY PATENT, COPYRIGHT OR OTHER INTELLECTUAL PROPERTY RIGHT. MACOM FURTHER DOES NOT WARRANT THE ACCURACY OR COMPLETENESS OF THE INFORMATION, TEXT, GRAPHICS OR OTHER ITEMS CONTAINED WITHIN THESE MATERIALS. MACOM SHALL NOT BE LIABLE FOR ANY SPECIAL, INDIRECT, INCIDENTAL, OR CONSEQUENTIAL DAMAGES, INCLUDING WITHOUT LIMITATION, LOST REVENUES OR LOST PROFITS, WHICH MAY RESULT FROM THE USE OF THESE MATERIALS.

MACOM products are not intended for use in medical, lifesaving or life sustaining applications. MACOM customers using or selling MACOM products for use in such applications do so at their own risk and agree to fully indemnify MACOM for any damages resulting from such improper use or sale.

Данный компонент на территории Российской Федерации

Вы можете приобрести в компании MosChip.

Для оперативного оформления запроса Вам необходимо перейти по данной ссылке:

<http://moschip.ru/get-element>

Вы можете разместить у нас заказ для любого Вашего проекта, будь то серийное производство или разработка единичного прибора.

В нашем ассортименте представлены ведущие мировые производители активных и пассивных электронных компонентов.

Нашей специализацией является поставка электронной компонентной базы двойного назначения, продукции таких производителей как XILINX, Intel (ex.ALTERA), Vicor, Microchip, Texas Instruments, Analog Devices, Mini-Circuits, Amphenol, Glenair.

Сотрудничество с глобальными дистрибьюторами электронных компонентов, предоставляет возможность заказывать и получать с международных складов практически любой перечень компонентов в оптимальные для Вас сроки.

На всех этапах разработки и производства наши партнеры могут получить квалифицированную поддержку опытных инженеров.

Система менеджмента качества компании отвечает требованиям в соответствии с ГОСТ Р ИСО 9001, ГОСТ РВ 0015-002 и ЭС РД 009

Офис по работе с юридическими лицами:

105318, г.Москва, ул.Щербаковская д.3, офис 1107, 1118, ДЦ «Щербаковский»

Телефон: +7 495 668-12-70 (многоканальный)

Факс: +7 495 668-12-70 (доб.304)

E-mail: info@moschip.ru

Skype отдела продаж:

moschip.ru

moschip.ru_4

moschip.ru_6

moschip.ru_9