



A large white NECTOR M power connector is shown in detail, highlighting its multi-pin design and locking mechanism.

# NECTOR M POWER SYSTEM

INDOOR & OUTDOOR  
BUILDING AND LUMINAIRE POWER

WHAT'S INSIDE

**NECTOR M Power System**

- Specifications
- Free Hanging Socket & Pin Connectors
- Panel Mount Socket & Pin Connectors
- PCB Mounted Socket & Pin Headers

**NECTOR M Sealed Power System**

- Specifications
- Free Hanging Socket & Pin Connectors
- Panel Mount Socket & Pin Connectors

**NECTOR M Tooling**

**NECTOR M Cable Assemblies**

- Specifications

Buildings are alive. They have the intelligence to sense and react, anticipate and illuminate. They talk – they breathe and with increased urbanization and a rise in environmental concerns, there is a growing demand for state-of-the-art buildings that provide total comfort, convenience and control. The NECTOR M power system will help enhance how buildings are powered within the walls and expand to the many devices that it powers. Additionally, NECTOR M Sealed system is designed to provide a pluggable connectivity solution for outdoor and harsh environments.



TE Connectivity (TE)'s NECTOR M power system is a flexible, fully pluggable, modular wiring connectors and cabling solution for the permanent & temporary power and control electrical installations. NECTOR M power system offers an ideal solution for both indoor and a sealed version for outdoor. High humidity installations also enabling a reconfigurable, easy-to-install and time saving alternative to the traditional hard-wired electrical connections.



## Target Markets

- Electrical Installation
- Lighting Installation

## Applications

- **Lighting**
  - Architectural
  - Commercial
  - Greenhouse Lighting
  - Street Lighting
  - Industrial
  - Residential
  - Retail Display
  - Emergency
  - Entertainment and Off-Grid
  - Factory-built Construction
- **Power Distribution**
  - Commercial Office/Retail Buildings
  - Residential
  - Pre-fabricated Building
  - Hotels
  - Schools
  - Hospitals
  - Shipbuilding

## Benefits

- Improve installation efficiency with one connector solution that addresses power, data and control requirements
- Enable design consistency with the same size knock out diameter for a multi-position 5,6 and 7 pole connector system
- Reduce installation time, on-site labor cost and waste with a multi-functional modular system
- Support easy field installation (with NECTOR M sealed) and simplify routing during installation with a circular form factor that requires less real estate
- Reduce Health at safety risk at the construction site

# NECTOR M Power System



RETAIL

SCHOOL

OFFICE

HOTEL

COMMERCIAL

# NECTOR M Sealed Power System



SHIPBUILDING

HOSPITAL

GREENHOUSE

RESIDENTIAL

STREET LIGHTING



# NECTOR M Power System

The NECTOR M product portfolio offers a complete range of 3, 5, 6 and 7 pole pluggable electrical installation components for indoor applications with free hanging, panel/chassis mount, PCB mount and power splitter solution. For example, a 3 pole NECTOR M power system could be an ideal solution for ceiling, wall, pendant and furniture lighting fixtures that require a ground connection in residential or commercial spaces. The multi-phase, 5 pole NECTOR M power system provides the power and signal connections required for lighting control (e.g. DALI) applications. The multi-phase, 7 pole systems provide additional power and signal connections to be used for emergency lighting systems and for color control lighting capability.

## NECTOR M

### Electrical

- **Operating Voltage:** 400 VAC IEC rating  
600 VAC UL rating
- **Operating current:**

Contact Part Number	Wire Conductor Size	Single Phase Circuit Max Current	Multi-phase Circuit Max Current
<a href="#">293476-2</a> pin	1.5 mm <sup>2</sup>	11 A	10 A
<a href="#">293475-2</a> socket			
<a href="#">2213657-2</a> pin	1.5 mm <sup>2</sup>	16 A	10 A
<a href="#">2213656-2</a> socket			
<a href="#">1-293476-2</a> pin	2.5 mm <sup>2</sup>	14 A	14 A
<a href="#">1-293475-2</a> socket			
<a href="#">1-2213657-2</a> pin	2.5 mm <sup>2</sup>	20 A	16 A
<a href="#">1-2213656-2</a> socket			
<a href="#">1-2213266-2</a> pin	18 AWG	7 A	7 A
<a href="#">1-2213265-2</a> socket			
<a href="#">1-2213266-2</a> pin	16 AWG	10 A	10 A
<a href="#">1-2213265-2</a> socket			
<a href="#">2213266-2</a> pin	14 AWG	15 A	15 A
<a href="#">2213265-2</a> socket			

### Mechanical

- **Operating temperature:** -40°C to 85°C
- **IP Seal Rating:** IP20
- **UV Resistant:** Black connectors only
- **Wire Termination:** Closed barrel pin & socket crimped terminals

### Standards

- IEC 61535
- UL 1977

### Product Specifications

#### 3, 5, 6 & 7 position connector:

- Application Specification: [108-20304](#)
- Product Specification: [108-20324](#)

#### Pole configurations

- 3 Pole (L, N, ground)
- 5 Pole (L1, S1, S2, N, ground)
- 6 Pole (L1, L2, S1, S2, N, ground)
- 7 Pole (L1, L2, L3, S1, S2, N, ground)

## 3 Pole Socket Connector, Free Hanging



Measurements are maximum dimensions. For more accurate dimensions, refer to the customer drawings.

A - Socket Cap	Color	TE Part Number
		<a href="#">293596-1*</a>
293596*		

C - Locking for Contacts	Color	TE Part Number
	Natural	<a href="#">293470-1*</a>
293470*		

B - Socket Housing	Color	TE Part Number	Keying Code
		Natural	<a href="#">293468-1*</a>
<a href="#">293468-2</a>			B***
<a href="#">293468-3</a>			C***
293468-4**			D***
293468-5**			E***
293468-6**			F***
293468	Black	<a href="#">1-293468-1</a>	A***
		<a href="#">1-293468-2</a>	B***
		<a href="#">1-293468-3</a>	C***
		1-293468-4**	D***
		1-293468-5**	E***
		1-293468-6**	F***

D - Socket Contacts	TE Part Number	Conductor Gauge
		<a href="#">293475-2*</a>
<a href="#">1-293475-2*</a>		2.5 mm <sup>2</sup>
<a href="#">2213265-5*</a>		14 AWG
<a href="#">1-2213265-2*</a>		16-18 AWG
293475 - metric 2213265 - AWG		

E - Cable Nut	Color	TE Part Number	Cable Dia. Range (mm <sup>2</sup> )
		Natural	<a href="#">293607-1*</a>
<a href="#">293607-2*</a>			9.00 - 9.90
<a href="#">293607-3</a>			8.50 - 9.40
<a href="#">293607-4</a>			9.50 - 10.40
Black		<a href="#">1-293607-1</a>	7.50 - 8.40
		<a href="#">1-293607-2</a>	9.00 - 9.90
		<a href="#">1-293607-3</a>	8.50 - 9.40
		<a href="#">1-293607-4</a>	9.50 - 10.40
293607			

\* Online Sample Room

\*\* On Demand


\*\*\* For keying and tooling information, see application Specification 114-32150



## 3 Pole Pin Connector, Free Hanging



Measurements are maximum dimensions. For more accurate dimensions, refer to the customer drawings.

B - Pin Housing	Color	TE Part Number	Keying Code
 293469	Natural	<a href="#">293469-1*</a>	A***
		<a href="#">293469-2</a>	B***
		<a href="#">293469-3</a>	C***
		293469-4**	D***
		293469-5**	E***
		293469-6**	F***
	Black	<a href="#">1-293469-1</a>	A***
		<a href="#">1-293469-2</a>	B***
		<a href="#">1-293469-3</a>	C***
		<a href="#">1-293469-4**</a>	D***
		<a href="#">1-293469-5**</a>	E***
		<a href="#">1-293469-6**</a>	F***

D - Cable Nut	Color	TE Part Number	Cable Dia. Range (mm <sup>2</sup> )
 293607	Natural	<a href="#">293607-1*</a>	7.50 - 8.40
		<a href="#">293607-2*</a>	9.00 - 9.90
		<a href="#">293607-3</a>	8.50 - 9.40
		<a href="#">293607-4</a>	9.50 - 10.40
	Black	<a href="#">1-293607-1</a>	7.50 - 8.40
		<a href="#">1-293607-2</a>	9.00 - 9.90
		<a href="#">1-293607-3</a>	8.50 - 9.40
		<a href="#">1-293607-4</a>	9.50 - 10.40

B - Locking for Contacts	Color	TE Part Number
 293470	Natural	<a href="#">293470-1*</a>

C - Pin Contacts	TE Part Number	Conductor Gauge
 293476 - metric 2213266 - AWG	<a href="#">293476-2*</a>	1.5 mm <sup>2</sup>
	<a href="#">1-293476-2*</a>	2.5 mm <sup>2</sup>
	<a href="#">2213266-5*</a>	14 AWG
	<a href="#">1-2213266-2*</a>	16-18 AWG

## 3 Pole T-Splitter Connector

T-Splitter	Color	TE Part Number	Keying Code
 293611	Natural	<a href="#">293611-1*</a>	A***
		<a href="#">293611-2</a>	B***
		<a href="#">293611-3</a>	C***
		293611-4**	D***
		293611-5**	E***
		293611-6**	F***
	Black	<a href="#">1-293611-1</a>	A***
		<a href="#">1-293611-2</a>	B***
		<a href="#">1-293611-3</a>	C***
		1-293611-4**	D***
		1-293611-5**	E***
		1-293611-6**	F***

\* Online Sample Room

\*\* On Demand

\*\*\* For keying and tooling information, see application Specification 114-32150

## 5, 6 & 7 Pole Socket Connector, Free Hanging



Measurements are maximum dimensions. For more accurate dimensions, refer to the customer drawings.

A - Socket Cap	Color	TE Part Number
 293682	 Gray	<a href="#">293682-1*</a>

C - Locking for Contacts	Color	TE Part Number
 293658	Natural	<a href="#">293658-1*</a>

B - Socket Housing	
	293615 5 pole 293656 6 pole 293721 7 pole

D - Socket Contacts	TE Part Number	Conductor Gauge
 293475 - metric 2213265 - AWG	<a href="#">293475-2*</a>	1.5 mm <sup>2</sup>
	<a href="#">1-293475-2*</a>	2.5 mm <sup>2</sup>
	<a href="#">2213265-5*</a>	14 AWG
	<a href="#">1-2213265-2*</a>	16-18 AWG

	TE Part Number 5 pole	TE Part Number 6 pole	TE Part Number 7 pole	Keying Code
Natural	<a href="#">293615-1*</a>		<a href="#">293721-1*</a>	A***
	<a href="#">293615-2</a>		<a href="#">293721-2</a>	B***
	<a href="#">293615-3*</a>	<a href="#">293656-3*</a>	<a href="#">293721-3</a>	C***
	<a href="#">293615-4</a>	<a href="#">293656-4</a>	<a href="#">293721-4</a>	D***
	<a href="#">293615-5</a>	<a href="#">293656-5</a>	<a href="#">293721-5</a>	E***
Black	<a href="#">1-293615-1</a>		<a href="#">1-293721-1</a>	A***
	<a href="#">1-293615-2</a>		<a href="#">1-293721-2</a>	B***
	<a href="#">1-293615-3</a>	<a href="#">1-293656-3</a>	<a href="#">1-293721-3</a>	C***
	<a href="#">1-293615-4</a>	<a href="#">1-293656-4</a>	<a href="#">1-293721-4</a>	D***
	<a href="#">1-293615-5</a>	<a href="#">1-293656-5</a>	<a href="#">1-293721-5</a>	E***

E - Cable Nut	Color	TE Part Number	Cable Size	Cable Dia. Range (mm <sup>2</sup> )
 293660	Natural	<a href="#">293660-1*</a>	6G x 1.5	9.60 - 9.80
		<a href="#">293660-2</a>	6G x 2.5	11.00 - 11.20
		<a href="#">293660-3*</a>	5G x 2.5 7G x 1.5	11.90 - 13.40
		<a href="#">293660-4</a>	6G x 2.5	7.50 - 7.70
		<a href="#">293660-5</a>	7G x 2.5	14.00 - 15.50
		<a href="#">293660-6*</a>	5G x 1.5	9.70 - 11.20
	Black	<a href="#">1-293660-1</a>	6G x 1.5	9.60 - 9.80
		<a href="#">1-293660-2</a>	6G x 2.5	11.00 - 11.20
		<a href="#">1-293660-3</a>	5G x 2.5 7G 1.5	11.90 - 13.40
		<a href="#">1-293660-4</a>	6G x 1.5	7.50 - 7.70
		<a href="#">1-293660-5</a>	7G x 2.5	14.00 - 15.50
		<a href="#">1-293660-6</a>	5G x 1.5	9.70 - 11.20

\* Online Sample Room

\*\* On Demand

\*\*\* For keying and tooling information, see application Specification 114-32150

## 5, 6 & 7 Pin Socket Connector, Free Hanging



Measurements are maximum dimensions. For more accurate dimensions, refer to the customer drawings.

A - Pin Housing				
				293616 5 pole 293657 6 pole 293722 7 pole
Color	TE Part Number 5 pole	TE Part Number 6 pole	TE Part Number 7 pole	Keying Code
Natural	<a href="#">293616-1*</a>		<a href="#">293722-1*</a>	A***
	<a href="#">293616-2</a>		<a href="#">293722-2</a>	B***
	<a href="#">293616-3*</a>	<a href="#">293657-3*</a>	<a href="#">293722-3</a>	C***
	<a href="#">293616-4</a>	<a href="#">293657-4</a>	<a href="#">293722-4</a>	D***
	<a href="#">293616-5</a>	<a href="#">293657-5</a>	<a href="#">293722-5</a>	E***
Black	<a href="#">1-293616-1</a>		<a href="#">1-293722-1</a>	A***
	<a href="#">1-293616-2</a>		<a href="#">1-293722-2</a>	B***
	<a href="#">1-293616-3</a>	<a href="#">1-293657-3</a>	<a href="#">1-293722-3</a>	C***
	<a href="#">1-293616-4</a>	<a href="#">1-293657-4</a>	<a href="#">1-293722-4</a>	D***
	<a href="#">1-293616-5</a>	<a href="#">1-293657-5</a>	<a href="#">1-293722-5</a>	E***


D - Cable Nut				
Color	TE Part Number	Cable Size	Cable Dia. Range (mm <sup>2</sup> )	
Natural	<a href="#">293660-1*</a>	6G x 1.5	9.60 - 9.80	
	<a href="#">293660-2</a>	6G x 2.5	11.00 - 11.20	
	<a href="#">293660-3*</a>	5G x 2.5 7G x 1.5	11.90 - 13.40	
	<a href="#">293660-4</a>	6G x 2.5	7.50 - 7.70	
	<a href="#">293660-5</a>	7G x 2.5	14.00 - 15.50	
	<a href="#">293660-6</a>	5G x 1.5	9.70 - 11.20	
Black	<a href="#">1-293660-1</a>	6G x 1.5	9.60 - 9.80	
	<a href="#">1-293660-2</a>	6G x 2.5	11.00 - 11.20	
	<a href="#">1-293660-3</a>	5G x 2.5 7G 1.5	11.90 - 13.40	
	<a href="#">1-293660-4</a>	6G x 1.5	7.50 - 7.70	
	<a href="#">1-293660-5</a>	7G x 2.5	14.00 - 15.50	
	<a href="#">1-293660-6</a>	5G x 1.5	9.70 - 11.20	

B - Locking for Contacts		Color	TE Part Number
		Natural	<a href="#">293658-1*</a>

C - Pin Contacts		TE Part Number	Conductor Gauge
		<a href="#">293476-2*</a>	1.5 mm <sup>2</sup>
		<a href="#">1-293476-2*</a>	2.5 mm <sup>2</sup>
		<a href="#">2213266-5*</a>	14 AWG
		<a href="#">1-2213266-2*</a>	16-18 AWG

293476 - metric  
2213266 - AWG

## 5 Pole T-Splitter Connector

T-Splitter		Color	TE Part Number	Keying Code
		Natural	<a href="#">1879995-1*</a>	A***
			<a href="#">1879995-2</a>	B***
			<a href="#">1879995-3</a>	C***
			<a href="#">1879995-4</a>	D***
			<a href="#">1879995-5</a>	E***
		Black	<a href="#">1-1879995-1</a>	A***
			<a href="#">1-1879995-2</a>	B***
			<a href="#">1-1879995-3</a>	C***
			<a href="#">1-1879995-4</a>	D***
			<a href="#">1-1879995-5</a>	E***

Measurements are maximum dimensions. For more accurate dimensions, refer to the customer drawings.

\* Online Sample Room

\*\*\* For keying and tooling information, see application Specification 114-32150

## 3 Pole Panel Mount Socket Connector



Measurements are maximum dimensions. For more accurate dimensions, refer to the customer drawings.

A - Screw Nut		Color	TE Part Number
 293481	Natural	<a href="#">293481-1*</a>	
	Black	<a href="#">1-293481-1</a>	

C - Locking for Contacts		Color	TE Part Number
 293470	Natural	<a href="#">293470-1*</a>	

B - Panel Mount Socket Housing		Color	TE Part Number	Keying Code
 293606	Natural	<a href="#">293606-1*</a>	A***	
		<a href="#">293606-2</a>	B***	
		<a href="#">293606-3</a>	C***	
		293606-4**	D***	
		293606-5**	E***	
		293606-6**	F***	
	Black	<a href="#">1-293606-1</a>	A***	
		<a href="#">1-293606-2</a>	B***	
		<a href="#">1-293606-3</a>	C***	
		1-293606-4**	D***	
		1-293606-5**	E***	
		1-293606-6**	F***	

D - Socket Contacts		TE Part Number	Conductor Gauge
 293475 - metric 2213265 - AWG	<a href="#">293475-2*</a>	1.5 mm <sup>2</sup>	
	<a href="#">1-293475-2*</a>	2.5 mm <sup>2</sup>	
	<a href="#">2213265-5*</a>	14 AWG	
	<a href="#">1-2213265-2*</a>	16-18 AWG	

\* Online Sample Room


\*\* On Demand

\*\*\* For keying and tooling information, see application Specification 114-32150


## 3 Pole Panel Mount Pin Connector



Measurements are maximum dimensions. For more accurate dimensions, refer to the customer drawings.

A - Screw Nut	Color	TE Part Number
 293481	Natural	<a href="#">293481-1*</a>
	Black	<a href="#">1-293481-1</a>

C - Locking for Contacts	Color	TE Part Number
 293470	Natural	<a href="#">293470-1*</a>

B - Panel Mount Pin Housing	Color	TE Part Number	Keying Code
 293469	Natural	<a href="#">293598-1*</a>	A***
		<a href="#">293598-2</a>	B***
		<a href="#">293598-3</a>	C***
		293598-4**	D***
		293598-5**	E***
		293598-6**	F***
	Black	<a href="#">1-293598-1</a>	A***
		<a href="#">1-293598-2</a>	B***
		<a href="#">1-293598-3</a>	C***
		1-293598-4**	D***
		1-293598-5**	E***
		1-293598-6**	F***

D - Pin Contacts	TE Part Number	Conductor Gauge
 293476 - metric 2213266 - AWG	<a href="#">293476-2*</a>	1.5 mm <sup>2</sup>
	<a href="#">1-293476-2*</a>	2.5 mm <sup>2</sup>
	<a href="#">2213266-5*</a>	14 AWG
	<a href="#">1-2213266-2*</a>	16-18 AWG

\* Online Sample Room

\*\* On Demand

\*\*\* For keying and tooling information, see application Specification 114-32150

## 5, 6 & 7 Pole Panel Mount Socket Connector



Measurements are maximum dimensions. For more accurate dimensions, refer to the customer drawings.

A - Screw Nut		Color	TE Part Number
 293708		Natural	<a href="#">293708-1*</a>
		Black	<a href="#">1-293708-1</a>

C - Locking for Contacts		Color	TE Part Number
 293658		Natural	<a href="#">293658-1*</a>
		Black	

B - Panel Mount Socket Housing				
	293687		5 pole	
	293673		6 pole	
	293773		7 pole	
	TE Part Number 5 pole	TE Part Number 6 pole	TE Part Number 7 pole	Keying Code
Natural	<a href="#">293687-1*</a>		<a href="#">293773-1*</a>	A***
	<a href="#">293687-2</a>		<a href="#">293773-2</a>	B***
	<a href="#">293687-3*</a>	<a href="#">293673-3*</a>	<a href="#">293773-3</a>	C***
	<a href="#">293687-4</a>	<a href="#">293673-4</a>	<a href="#">293773-4</a>	D***
	<a href="#">293687-5</a>	<a href="#">293673-5</a>	<a href="#">293773-5</a>	E***
Black	<a href="#">1-293687-1</a>		<a href="#">1-293773-1</a>	A***
	<a href="#">1-293687-2</a>		<a href="#">1-293773-2</a>	B***
	<a href="#">1-293687-3</a>	<a href="#">1-293673-3</a>	<a href="#">1-293773-3</a>	C***
	<a href="#">1-293687-4</a>	<a href="#">1-293673-4</a>	<a href="#">1-293773-4</a>	D***
	<a href="#">1-293687-5</a>	<a href="#">1-293673-5</a>	<a href="#">1-293773-5</a>	E***

D - Socket Contacts		TE Part Number	Conductor Gauge
 293475 - metric 2213265 - AWG		<a href="#">293475-2*</a>	1.5 mm <sup>2</sup>
		<a href="#">1-293475-2*</a>	2.5 mm <sup>2</sup>
		<a href="#">2213265-5*</a>	14 AWG
		<a href="#">1-2213265-2*</a>	16-18 AWG

\* Online Sample Room

\*\*\* For keying and tooling information, see application Specification 114-32150

## 5, 6 & 7 Pole Panel Mount Pin Connector



Measurements are maximum dimensions. For more accurate dimensions, refer to the customer drawings.

A - Screw Nut		Color	TE Part Number
 293708		Natural	<a href="#">293708-1*</a>
		Black	<a href="#">1-293708-1</a>

C - Locking for Contacts		Color	TE Part Number
 293658		Natural	<a href="#">293658-1*</a>
		Black	

B - Panel Mount Pin Housing	
	293688 5 pole 293674 6 pole 293774 7 pole


D - Pin Contacts		TE Part Number	Conductor Gauge
 293476 - metric 2213266 - AWG		<a href="#">293476-2*</a>	1.5 mm <sup>2</sup>
		<a href="#">1-293476-2*</a>	2.5 mm <sup>2</sup>
		<a href="#">2213266-5*</a>	14 AWG
		<a href="#">1-2213266-2*</a>	16-18 AWG

Color	TE Part Number 5 pole	TE Part Number 6 pole	TE Part Number 7 pole	Keying Code
Natural	<a href="#">293688-1*</a>		<a href="#">293774-1*</a>	A***
	<a href="#">293688-2</a>		<a href="#">293774-2</a>	B***
	<a href="#">293688-3*</a>	<a href="#">293674-3*</a>	<a href="#">293774-3</a>	C***
	<a href="#">293688-4</a>	<a href="#">293674-4</a>	<a href="#">293774-4</a>	D***
	<a href="#">293688-5</a>	<a href="#">293674-5</a>	<a href="#">293774-5</a>	E***
Black	<a href="#">1-293688-1</a>		<a href="#">1-293774-1</a>	A***
	<a href="#">1-293688-2</a>		<a href="#">1-293774-2</a>	B***
	<a href="#">1-293688-3</a>	<a href="#">1-293674-3</a>	<a href="#">1-293774-3</a>	C***
	<a href="#">1-293688-4</a>	<a href="#">1-293674-4</a>	<a href="#">1-293774-4</a>	D***
	<a href="#">1-293688-5</a>	<a href="#">1-293674-5</a>	<a href="#">1-293774-5</a>	E***

\* Online Sample Room

\*\*\* For keying and tooling information, see application Specification 114-32150

## 3 Pole PCB Mounted Socket & Pin Headers



A - Vertical PCB Socket	Color	TE Part Number	Keying Code
<p>293602</p>	Natural	<a href="#">293602-1*</a>	A***
		<a href="#">293602-2</a>	B***
		<a href="#">293602-3</a>	C***
		293602-4**	D***
		293602-5**	E***
		293602-6**	F***

Measurements are maximum dimensions.  
For more accurate dimensions, refer to the customer drawings.

A - Vertical PCB Pin	Color	TE Part Number	Keying Code
<p>293590</p>	Natural	<a href="#">293590-1*</a>	A***
		<a href="#">293590-2</a>	B***
		<a href="#">293590-3</a>	C***
		293590-4**	D***
		293590-5**	E***
		293590-6**	F***

Measurements are maximum dimensions.  
For more accurate dimensions, refer to the customer drawings.

B - Horizontal PCB Socket	Color	TE Part Number	Keying Code
<p>293605</p>	Natural	<a href="#">293605-1*</a>	A***
		<a href="#">293605-2</a>	B***
		<a href="#">293605-3</a>	C***
		293605-4**	D***
		293605-5**	E***
		293605-6**	F***

Measurements are maximum dimensions.  
For more accurate dimensions, refer to the customer drawings.

B - Horizontal PCB Pin	Color	TE Part Number	Keying Code
<p>293593</p>	Natural	<a href="#">293593-1*</a>	A***
		<a href="#">293593-2</a>	B***
		<a href="#">293593-3</a>	C***
		293593-4**	D***
		293593-5**	E***
		293593-6**	F***

Measurements are maximum dimensions.  
For more accurate dimensions, refer to the customer drawings.

\* Online Sample Room  
\*\* On Demand  
\*\*\* For keying and tooling information, see application Specification 114-32150



## 5 & 6 Pole PCB Mounted Socket & Pin Headers



**Vertical PCB Socket Header**

34 mm  
24.8 mm

293696 5 pole  
293671 6 pole

*Measurements are maximum dimensions. For more accurate dimensions, refer to the customer drawings.*

TE Part Number 5 pole	TE Part Number 6 pole	Color	Keying Code
<a href="#">293696-1*</a>		Natural	A***
<a href="#">293696-2</a>		Natural	B***
<a href="#">293696-3</a>	<a href="#">293671-3*</a>	Natural	C***
<a href="#">293696-4</a>	<a href="#">293671-4</a>	Natural	D***
<a href="#">293696-5</a>	<a href="#">293671-5</a>	Natural	E***

**Vertical PCB Pin Header**

27.9 mm  
24.8 mm

293695 5 pole  
293672 6 pole

*Measurements are maximum dimensions. For more accurate dimensions, refer to the customer drawings.*

TE Part Number 5 pole	TE Part Number 6 pole	Color	Keying Code
<a href="#">293695-1*</a>		Natural	A***
<a href="#">293695-2</a>		Natural	B***
<a href="#">293695-3*</a>	<a href="#">293672-3*</a>	Natural	C***
<a href="#">293695-4</a>	<a href="#">293672-4</a>	Natural	D***
<a href="#">293695-5</a>	<a href="#">293672-5</a>	Natural	E***



PCB Panel Mount	TE Part Number	Wire Type
	<a href="#">2307526-1*</a>	Nector M 7P Sealed Socket PCB Code A
	<a href="#">2307526-2*</a>	Nector M 7P Sealed Socket PCB Code B

*These part numbers ships with seals. Contact a TE sales representative if you need a version without seals.*

\* Online Sample Room

\*\* On Demand

\*\*\* For keying and tooling information, see application Specification 114-32150



# NECTOR M Sealed Power System

The NECTOR M sealed product portfolio offers a complete range of 3, 5, 6 and 7 pole pluggable electrical installation components with free hanging (crimp contact & field installable contacts), panel/chassis mount and power splitter solution. The sealed portfolio is IP67 rated, which makes it an ideal solution for outdoor (e.g. street lighting) and high humidity application (e.g. greenhouses, parking garages & shipbuilding).

## NECTOR M SEALED

### Electrical

- **Operating Voltage:** 400 VAC IEC rating  
600 VAC UL rating
- **Operating current:**

Contact Part Number	Contact Type	Wire Conductor Size	Single Phase Circuit Max Current	Multi-phase Circuit Max Current
<a href="#">1-2213265-2 socket</a>	Crimp	18AWG	7 A	7 A
<a href="#">1-2213266-2 pin</a>				
<a href="#">1-2213231-1 socket</a>	Screw Contact	16AWG	10 A	10 A
<a href="#">1-2213234-1 pin</a>				
<a href="#">1-2213265-2 socket</a>	Crimp	16AWG	10 A	10 A
<a href="#">1-2213266-2 pin</a>				
<a href="#">1-2213231-1 socket</a>	Screw Contact	16AWG	10 A	10 A
<a href="#">1-2213234-1 pin</a>				
<a href="#">2213265-5 socket</a>	Crimp	14AWG	15 A	15 A
<a href="#">2213266-5 pin</a>				
<a href="#">1-2213231-1 socket</a>	Screw Contact	1.5 mm <sup>2</sup>	16 A	10 A
<a href="#">1-2213234-1 pin</a>				
<a href="#">2213657-2 pin</a>	Crimp	2.5 mm <sup>2</sup>	20 A	16 A
<a href="#">2213656-2 socket</a>				
<a href="#">1-2213231-1 socket</a>	Screw Contact	2.5 mm <sup>2</sup>	20 A	16 A
<a href="#">1-2213234-1 pin</a>				
<a href="#">1-2213656-2 socket</a>	Crimp	2.5 mm <sup>2</sup>	20 A	16 A
<a href="#">1-2213657-2 pin</a>				
<a href="#">1-2213231-1 socket</a>	Screw Contact	2.5 mm <sup>2</sup>	20 A	16 A
<a href="#">1-2213234-1 pin</a>				

### Mechanical

- **Operating temperature:** -40°C to 85°C
- **IP Seal Rating:** IP67
- **UV Resistant:** Yes
- **Wire Termination Type:** Closed barrel pin & socket crimped terminals  
Closed barrel pin & socket screw terminals (Field Installable version)

### Standards

- IEC 61535
- UL 1977

### Product Specifications

#### 3, 5, 6 & 7 position connector:

- Application Specification: [114-32111](#)
- Product Specification: [108-133014](#)

#### Pole configurations

- 3 Pole (L, N, ground)
- 5 Pole (L1, S1, S2, N, ground)
- 6 Pole (L1, L2, S1, S2, N, ground)
- 7 Pole (L1, L2, L3, S1, S2, N, ground)

## 3 Pole Socket Connector, Free Hanging, Sealed



Measurements are maximum dimensions. For more accurate dimensions, refer to the customer drawings.

A - Socket Cap	TE Part Number
	<a href="#">2213587-1*</a>

D - Cable Seal/Clamp Assembly	TE Part Number	Cable Diameter Range
	<a href="#">2213410-1*</a>	8-11 mm outer Dia
	<a href="#">2213410-2</a>	11-14 mm outer Dia

B - Socket Housing	TE Part Number	Keying Code
	<a href="#">2213428-1*</a>	A***
	<a href="#">2213428-2</a>	B***
	<a href="#">2213428-3</a>	C***
	2213428-4	D***
	2213428-5	E***
	2213428-6	F***

E - Cable Ring Nut	TE Part Number	Cable Diameter Range
	<a href="#">2213413-1*</a>	8-11 mm outer Dia
	<a href="#">2213413-2</a>	11-14 mm outer Dia

C1 - Locking Assembly with Field Installable Screw Contacts	TE Part Number	Type
	<a href="#">2213427-1*</a>	UL Version (14-18 AWG)
	<a href="#">1-2213427-1</a>	IEC Version (1.5-2.5mm <sup>2</sup> )

C2.1 - Locking for Crimp Contacts	TE Part Number
	<a href="#">1-2213396-1</a>

C2.2 - Socket Crimp Contacts	TE Part Number	Wire Type
	<a href="#">2213265-5*</a>	14 AWG
	<a href="#">1-2213265-2*</a>	16-18 AWG
	<a href="#">2213656-2*</a>	1.5 mm <sup>2</sup>
	<a href="#">1-2213656-2*</a>	2.5 mm <sup>2</sup>

\* Online Sample Room

\*\*\* For keying and tooling information, see application Specification 114-32111

## 3 Pole Pin Connector, Free Hanging, Sealed





Measurements are maximum dimensions. For more accurate dimensions, refer to the customer drawings.

A - Pin Housing	TE Part Number	Keying Code
	<a href="#">2213414-1*</a>	A***
	<a href="#">2213414-2</a>	B***
	<a href="#">2213414-3</a>	C***
	<a href="#">2213414-4</a>	D***
	<a href="#">2213414-5</a>	E***
	<a href="#">2213414-6</a>	F***

C - Cable Seal/Clamp Assembly	TE Part Number	Cable Diameter Range
	<a href="#">2213410-1*</a>	8-11 mm outer Dia
	<a href="#">2213410-2</a>	11-14 mm outer Dia

D - Cable Ring Nut	TE Part Number	Cable Diameter Range
	<a href="#">2213413-1*</a>	8-11 mm outer Dia
	<a href="#">2213413-2</a>	11-14 mm outer Dia

B1 - Locking Assembly with Field Installable Screw Contacts		
	TE Part Number	Type
	<a href="#">2213395-1*</a>	UL Version (14-18 AWG)
	<a href="#">1-2213395-1</a>	IEC Version (1.5-2.5mm <sup>2</sup> )

B2.1 - Locking for Crimp Contacts	TE Part Number
	<a href="#">1-2213396-1*</a>

B2.2 - Pin Crimp Contacts	TE Part Number	Wire Type
	<a href="#">2213266-5*</a>	14 AWG
	<a href="#">1-2213266-2*</a>	16-18 AWG
	<a href="#">2213657-2*</a>	1.5 mm <sup>2</sup>
	<a href="#">1-2213657-2*</a>	2.5 mm <sup>2</sup>

\* Online Sample Room

\*\*\* For keying and tooling information, see application Specification 114-32111

## 5, 6 & 7 Pole Socket Connector, Free Hanging, Sealed



Measurements are maximum dimensions. For more accurate dimensions, refer to the customer drawings.

A - Socket Cap	TE Part Number
	<a href="#">2213588-1*</a>

C2.2 - Socket Crimp Contacts	TE Part Number	Wire Type
	<a href="#">2213265-5*</a>	14 AWG
	<a href="#">1-2213265-2*</a>	16-18 AWG
	<a href="#">2213656-2*</a>	1.5 mm <sup>2</sup>
	<a href="#">1-2213656-2*</a>	2.5 mm <sup>2</sup>

B - Socket Housing			
		2213230	5 pole
		2213239	6 pole
		2213240	7 pole
TE Part Number 5 pole	TE Part Number 6 pole	TE Part Number 7 pole	Keying Code
<a href="#">2213230-1*</a>	<a href="#">2213239-1*</a>	<a href="#">2213240-1*</a>	A***
<a href="#">2213230-2</a>	<a href="#">2213239-2</a>	<a href="#">2213240-2</a>	B***
<a href="#">2213230-3</a>	<a href="#">2213239-3</a>	<a href="#">2213240-3</a>	C***
<a href="#">2213230-4</a>	<a href="#">2213239-4</a>	<a href="#">2213240-4</a>	D***
<a href="#">2213230-5</a>	<a href="#">2213239-5</a>	<a href="#">2213240-5</a>	E***

D - Cable Seal/Clamp Assembly	TE Part Number	Cable Diameter Range
	<a href="#">2213351-1*</a>	11-14 mm outer Dia
	<a href="#">2213351-2</a>	14-17 mm outer Dia

E - Cable Ring Nut	TE Part Number	Cable Diameter Range
	<a href="#">2213229-1*</a>	11-14 mm outer Dia
	<a href="#">2213229-2</a>	14-17 mm outer Dia


C1 - Locking Assembly with Field Installable Screw Contacts	TE Part Number	Type
	<a href="#">2213231-1*</a> (5 pole)	UL Version (14-18 AWG)
	<a href="#">1-2213231-1</a> (5 pole)	IEC Version (1.5-2.5mm <sup>2</sup> )

C2.1 - Locking for Crimp Contacts	TE Part Number
	<a href="#">2213226-3*</a>

\* Online Sample Room

\*\*\* For keying and tooling information, see application Specification 114-32111  
For 6 and 7 pole, please contact TE support.

## 5, 6 & 7 Pin Socket Connector, Free Hanging, Sealed



Measurements are maximum dimensions. For more accurate dimensions, refer to the customer drawings.

A - Socket Housing			
		2213228	5 pole
		2213241	6 pole
		2213242	7 pole
TE Part Number 5 pole	TE Part Number 6 pole	TE Part Number 7 pole	Keying Code
<a href="#">2213228-1*</a>	<a href="#">2213241-1*</a>	<a href="#">2213242-1*</a>	A***
<a href="#">2213228-2</a>	<a href="#">2213241-2</a>	<a href="#">2213242-2</a>	B***
<a href="#">2213228-3</a>	<a href="#">2213241-3</a>	<a href="#">2213242-3</a>	C***
<a href="#">2213228-4</a>	<a href="#">2213241-4</a>	<a href="#">2213242-4</a>	D***
<a href="#">2213228-5</a>	<a href="#">2213241-5</a>	<a href="#">2213242-5</a>	E***

B2.2 - Pin Crimp Contacts	TE Part Number	Wire Type
	<a href="#">2213266-5*</a>	14 AWG
	<a href="#">1-2213266-2*</a>	16-18 AWG
	<a href="#">2213657-2*</a>	1.5 mm <sup>2</sup>
	<a href="#">1-2213657-2*</a>	2.5 mm <sup>2</sup>

C - Cable Seal/Clamp Assembly	TE Part Number	Cable Diameter Range
	<a href="#">2213351-1*</a>	11-14 mm outer Dia
	<a href="#">2213351-2</a>	14-17 mm outer Dia

B1 - Locking Assembly with Field Installable Screw Contacts	TE Part Number	Type
	<a href="#">2213234-1</a> (5 pole)	UL Version (14-18 AWG)
	<a href="#">1-2213234-1</a> (5 pole)	IEC Version (1.5-2.5mm <sup>2</sup> )

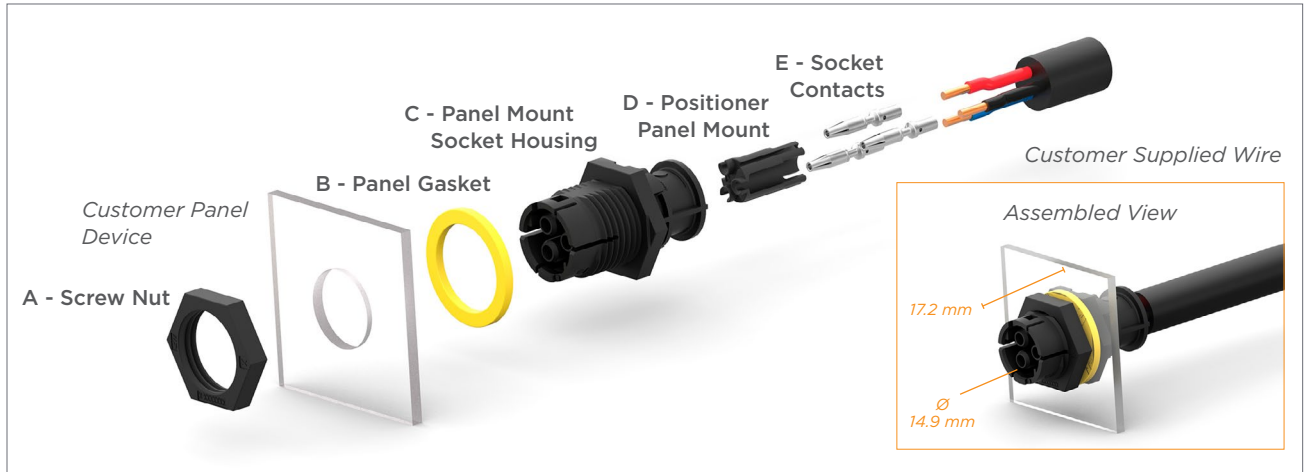
D - Cable Ring Nut	TE Part Number	Cable Diameter Range
	<a href="#">2213229-1*</a>	11-14 mm outer Dia
	<a href="#">2213229-2</a>	14-17 mm outer Dia

B2.1 - Locking for Crimp Contacts	TE Part Number
	<a href="#">2213226-3*</a>

\* Online Sample Room

\*\*\* For keying and tooling information, see application Specification 114-32111

## 3 Pole Panel Mount Socket Connector, Sealed



Measurements are maximum dimensions. For more accurate dimensions, refer to the customer drawings.

A - Screw Nut	TE Part Number
	<a href="#">2213466-1*</a>

B - Panel Gasket	TE Part Number
	<a href="#">299139-1*</a>

C - Panel Mount Socket Housing	TE Part Number	Keying Code
		<a href="#">2213468-1*</a>
	<a href="#">2213468-2</a>	B***
	<a href="#">2213468-3</a>	C***
	2213468-4	D***
	2213468-5	E***
	2213468-6	F***

D - Positioner Panel Mount	TE Part Number
	<a href="#">293470-1*</a>

E - Socket Crimp Contacts	TE Part Number	Wire Type
	<a href="#">2213265-5*</a>	14 AWG
	<a href="#">1-2213265-2</a>	16-18 AWG
	<a href="#">2213656-2</a>	1.5 mm <sup>2</sup>
	<a href="#">1-2213656-2</a>	2.5 mm <sup>2</sup>

## 3 Pole T-Splitter Connector

T-Splitter	TE Part Number	Keying Code
	<a href="#">2213434-1*</a>	A***
	<a href="#">2213434-2</a>	B***
	<a href="#">2213434-3</a>	C***
	2213434-4	D***
	2213434-5	E***
	2213434-6	F***

\* Online Sample Room

\*\* On Demand

\*\*\* For keying and tooling information, see application Specification 114-32111



## 3 Pole Panel Mount Pin Connector, Sealed



Measurements are maximum dimensions. For more accurate dimensions, refer to the customer drawings.

A - Screw Nut	TE Part Number
	<a href="#">2213466-1*</a>

D - Locking for Contacts	TE Part Number
	<a href="#">293470-1*</a>

B - Panel Gasket	TE Part Number
	<a href="#">299139-1*</a>

E - Pin Crimp Contacts	TE Part Number	Wire Type
	<a href="#">2213266-5*</a>	14 AWG
	<a href="#">1-2213266-2*</a>	16-18 AWG
	<a href="#">2213657-2*</a>	1.5 mm <sup>2</sup>
	<a href="#">1-2213657-2*</a>	2.5 mm <sup>2</sup>

C - Panel Mount Pin Housing	TE Part Number	Keying Code
	<a href="#">2213464-1*</a>	A***
	<a href="#">2213464-2</a>	B***
	<a href="#">2213464-3</a>	C***
	2213464-4	D***
	2213464-5	E***
	2213464-6	F***

\* Online Sample Room

\*\*\* For keying and tooling information, see application Specification 114-32111

## 5, 6 & 7 Pole Panel Mount Socket Connector, Sealed



Measurements are maximum dimensions. For more accurate dimensions, refer to the customer drawings.

A - Screw Nut	TE Part Number
	<a href="#">2213430-1*</a>

D - Locking for Contacts	TE Part Number
	<a href="#">293658-1*</a>

B - Panel Gasket	TE Part Number
	<a href="#">2213223-1*</a>

E - Socket Crimp Contacts	TE Part Number	Wire Type
	<a href="#">2213265-5*</a>	14 AWG
	<a href="#">1-2213265-2*</a>	16-18 AWG
	<a href="#">2213656-2*</a>	1.5 mm <sup>2</sup>
	<a href="#">1-2213656-2*</a>	2.5 mm <sup>2</sup>

C - Panel Mount Socket Housing			
			
		2213225	5 pole
		2213262	6 pole
		2213263	7 pole
TE Part Number 5 pole	TE Part Number 6 pole	TE Part Number 7 pole	Keying Code
<a href="#">2213225-1*</a>	<a href="#">2213262-1*</a>	<a href="#">2213263-1*</a>	A***
<a href="#">2213225-2</a>	<a href="#">2213262-2</a>	<a href="#">2213263-2</a>	B***
<a href="#">2213225-3</a>	<a href="#">2213262-3</a>	<a href="#">2213263-3</a>	C***
<a href="#">2213225-4</a>	<a href="#">2213262-4</a>	<a href="#">2213263-4</a>	D***
<a href="#">2213225-5</a>	<a href="#">2213262-5</a>	<a href="#">2213263-5</a>	E***

PCB Panel Mount	TE Part Number	Wire Type
	<a href="#">2307526-1*</a>	Nector M 7P Sealed Socket PCB Code A
	<a href="#">2307526-2*</a>	Nector M 7P Sealed Socket PCB Code B

\* Online Sample Room

\*\*\* For keying and tooling information, see application Specification 114-32111

## 5, 6 & 7 Pole Panel Mount Pin Connector, Sealed



Measurements are maximum dimensions. For more accurate dimensions, refer to the customer drawings.

A - Screw Nut	TE Part Number
	<a href="#">2213430-1*</a>

B - Panel Gasket	TE Part Number
	<a href="#">2213223-1*</a>

C - Panel Mount Pin Housing			
	2213394	5 pole	
	2213393	6 pole	
	2213392	7 pole	
TE Part Number 5 pole	TE Part Number 6 pole	TE Part Number 7 pole	Keying Code
<a href="#">2213394-1*</a>	<a href="#">2213393-1*</a>	<a href="#">2213392-1*</a>	A
<a href="#">2213394-2</a>	<a href="#">2213393-2</a>	<a href="#">2213392-2</a>	B
<a href="#">2213394-3</a>	<a href="#">2213393-3</a>	<a href="#">2213392-3</a>	C
<a href="#">2213394-4</a>	<a href="#">2213393-4</a>	<a href="#">2213392-4</a>	D
<a href="#">2213394-5</a>	<a href="#">2213393-5</a>	2213392-5	E

D - Locking for Contacts	TE Part Number
	<a href="#">293658-1*</a>

E - Pin Crimp Contacts	TE Part Number	Wire Type
	<a href="#">2213266-5*</a>	14 AWG
	<a href="#">1-2213266-2*</a>	16-18 AWG
	<a href="#">2213657-2*</a>	1.5 mm <sup>2</sup>
	<a href="#">1-2213657-2*</a>	2.5 mm <sup>2</sup>

## 5, 6 & 7 Pole T-Splitter Connector

T-Splitter	TE Part Number	Keying Code
	<a href="#">1879999-1</a>	A***
	<a href="#">1879999-2</a>	B***
	<a href="#">1879999-3</a>	C***
	<a href="#">1879999-4</a>	D***
	<a href="#">1879999-5</a>	E***
	1879999-6	F***

Measurements are maximum dimensions.  
For more accurate dimensions, refer to the customer drawings.

\* Online Sample Room

\*\* On Demand

\*\*\* For keying and tooling information, see application Specification 114-32111



# NECTOR M Tooling

## Crimp Tools

The following tools are recommended for crimping the contacts of NECTOR M and NECTOR M sealed connectors.

Tool	Tool Type	TE Part Number	NECTOR M	NECTOR M Sealed
	Manual Crimp Tool	<a href="#">601967-1</a> <a href="#">2280173-1</a> (optional positioning tool)	✓	✓

For more information on tooling, reach out to the Product Information Center

## De-Coupling Tools

The following tools are available for de-coupling a mated pair NECTOR M and NECTOR M sealed 3, 5, 6, 7 circuit connectors.


Tool	Tool Type	TE Part Number	NECTOR M	NECTOR M Sealed
	5, 6, 7 Pole De-Latching Tool	<a href="#">2213783-1</a>	✓	✓
	3 Pole De-Latching Tool (Pull)	<a href="#">2213586-2</a>	✓	✓
	3 Pole De-Latching Tool (Push) for Panel Mount Socket version	<a href="#">2213585-2</a>	✓	✓



**NECTOR M Sealed Cable Assemblies**

Our engineers will design the cable assembly solution to meet your application needs for power, distance, and error proofing. We leverage over 70 years of manufacturing and product development expertise to ensure product quality and create customized supply chain solutions to meet your critical delivery needs.


COMMERCIAL



INDUSTRIAL



ENTERTAINMENT



RETAIL



PARKING



## Double-ended Cable Assembly



	TE Part Number	Description	Configuration	Keying Code	Wire Type
3 Position	<a href="#">2829460-1*</a>	Sealed 3p Pin to 3p Socket	Double Ended, 4ft 1 to 1	A***	H07RN-F 14/3
	<a href="#">2829461-1*</a>	Sealed 3p Pin to 3p Socket	Double Ended, 4ft 1 to 1	A***	SE00W 14/3C
5, 6, 7 Position	<a href="#">2829488-1*</a>	Sealed 5p Pin to 5p Socket	Double Ended, 4ft, 1 to 1	A***	H07RN-F 14/5
	<a href="#">2829489-1*</a>	Sealed 5p Pin to 5p Socket	Double Ended, 4ft, 1 to 1	A***	SE00W 14/5C

## Single-ended Cable Assembly



	TE Part Number	Description	Configuration	Keying Code	Wire Type
3 Position	<a href="#">2829462-1*</a>	Sealed 3p Pin	Single Ended, 2ft	A***	H07RN-F 14/3
	<a href="#">2829463-1*</a>	Sealed 3p Pin	Single Ended, 2ft	A***	SE00W 14/3C
	<a href="#">2829464-1*</a>	Sealed 3p Socket	Single Ended, 2ft	A***	SE00W 14/3C
	<a href="#">2829465-1*</a>	Sealed 3p Socket	Single Ended, 2ft	A***	H07RN-F 14/3
5, 6, 7 Position	<a href="#">2829490-1*</a>	Sealed 5p Pin	Singled Ended, 2ft	A***	H07RN-F 14/5
	<a href="#">2829491-1*</a>	Sealed 5p Pin	Singled Ended, 2ft	A***	SE00W 14/5C
	<a href="#">2829492-1*</a>	Sealed 5p Socket	Singled Ended, 2ft	A***	H07RN-F 14/5
	<a href="#">2829493-1*</a>	Sealed 5p Socket	Singled Ended, 2ft	A***	SE00W 14/5C

\* Online Sample Room

\*\*\* Additional Keying Options Upon Request



Panel Mount Cable Assembly



	TE Part Number	Description	Configuration	Keying Code	Wire Type
3 Position	<a href="#">2829470-1*</a>	3p Panel Mount Pin	Panel Mount, 1.3ft	A***	H05V-K 18AWG
	<a href="#">2829471-1*</a>	3p Panel Mount Pin	Panel Mount, 1.3ft	A***	UL1316/1452 18AWG
	<a href="#">2829472-1*</a>	3p Panel Mount Socket	Panel Mount, 1.3ft	A***	H05V-K 18AWG
	<a href="#">2829473-1*</a>	3p Panel Mount Socket	Panel Mount, 1.3ft	A***	UL1316/1452 18AWG
5, 6, 7 Position	<a href="#">2829494-1*</a>	5p Panel Mount Pin	Panel Mount, 1.3ft	A***	H05V-K 18AWG
	<a href="#">2829495-1*</a>	5p Panel Mount Pin	Panel Mount, 1.3ft	A***	UL1316/1452 18AWG
	<a href="#">2829496-1*</a>	5p Panel Mount Socket	Panel Mount, 1.3ft	A***	H05V-K 18AWG
	<a href="#">2829497-1*</a>	5p Panel Mount Socket	Panel Mount, 1.3ft	A***	UL1316/1452 18AWG

\* Online Sample Room

\*\*\* Additional Keying Options Upon Request

## LET'S CONNECT

We make it easy to connect with our experts and are ready to provide all the support you need. Just call your local support number or visit [te.com/industrial](http://te.com/industrial) to chat with a Product Information Specialist.

## Technical Support

[te.com/support-center](http://te.com/support-center)

## FOR MORE INFORMATION

[nectorpower.com](http://nectorpower.com)

### TE Technical Support Center

Internet:	<a href="http://te.com/help">te.com/help</a>
USA:	+1 (800) 522-6752
Canada:	+1 (905) 475-6222
Mexico	+52 (0) 55-1106-0800
Latin/S. America:	+54 (0) 11-4733-2200
Germany:	+49 (0) 6251-133-1999
UK:	+44 (0) 800-267666
France:	+33 (0) 1-3420-8686
Netherlands:	+31 (0) 73-6246-999
China:	+86 (0) 400-820-6015

Part numbers in this brochure are RoHS Compliant\*, unless marked otherwise.

\*as defined [www.te.com/leadfree](http://www.te.com/leadfree)

## te.com

© 2017 TE Connectivity Ltd. Company. All Rights Reserved.

NECTOR, TE, TE Connectivity and the TE connectivity (logo) are trademarks of the TE Connectivity Ltd. family of companies. Other logos, product and Company names mentioned herein may be trademarks of their respective owners. While TE has made every reasonable effort to ensure the accuracy of the information in this brochure, TE does not guarantee that it is error-free, nor does TE make any other representation, warranty or guarantee that the information is accurate, correct, reliable or current. TE reserves the right to make any adjustments to the information contained herein at any time without notice. TE expressly disclaims all implied warranties regarding the information contained herein, including, but not limited to, any implied warranties of merchantability or fitness for a particular purpose. The dimensions in this brochure are for reference purposes only and are subject to change without notice. Specifications are subject to change without notice. Consult TE for the latest dimensions and design specifications.

## Данный компонент на территории Российской Федерации

### Вы можете приобрести в компании MosChip.

Для оперативного оформления запроса Вам необходимо перейти по данной ссылке:

<http://moschip.ru/get-element>

Вы можете разместить у нас заказ для любого Вашего проекта, будь то серийное производство или разработка единичного прибора.

В нашем ассортименте представлены ведущие мировые производители активных и пассивных электронных компонентов.

Нашей специализацией является поставка электронной компонентной базы двойного назначения, продукции таких производителей как XILINX, Intel (ex.ALTERA), Vicor, Microchip, Texas Instruments, Analog Devices, Mini-Circuits, Amphenol, Glenair.

Сотрудничество с глобальными дистрибьюторами электронных компонентов, предоставляет возможность заказывать и получать с международных складов практически любой перечень компонентов в оптимальные для Вас сроки.

На всех этапах разработки и производства наши партнеры могут получить квалифицированную поддержку опытных инженеров.

Система менеджмента качества компании отвечает требованиям в соответствии с ГОСТ Р ИСО 9001, ГОСТ РВ 0015-002 и ЭС РД 009

### Офис по работе с юридическими лицами:

105318, г.Москва, ул.Щербаковская д.3, офис 1107, 1118, ДЦ «Щербаковский»

Телефон: +7 495 668-12-70 (многоканальный)

Факс: +7 495 668-12-70 (доб.304)

E-mail: [info@moschip.ru](mailto:info@moschip.ru)

Skype отдела продаж:

moschip.ru

moschip.ru\_4

moschip.ru\_6

moschip.ru\_9