

# Data Sheet

## PS1C

### Pressure Display and Switch Device



## Main Features

|                       |   |
|-----------------------|---|
| Displayed Value Range | -14.5 to 6000 with 27 Selectable Value Ranges |
| Power Supply          | 24 VDC  |
| Electrical Connection | M12 Female, 4 pin Output: M12 Male, 4 Pin     |
| Digital Output        | PNP or NPN, NO/NC Programmable                |
| Output Signal         | 4 - 20 mA                                     |
| Degree of Protection  | IP65, IP67, and IP69K                         |
| Operating Temperature | -20°C to +70°C                                |

## Description

Are you looking for an easy way to read and control pressure data when the conduit is hidden from view?

Kavlico Pressure Sensors has the answer to your needs – PS1C, the simple switch with display that can be linked to a separate pressure sensor, such as Kavlico’s PTE5000, P1E and P1A delivering a clear view of accurate pressure information even if the conduit runs in a hard to access location.

The Installation of the PS1C display and switch device is simple. It can be mounted away from the pressure sensor, using a quick-fix bracket to attach to a horizontal or vertical plane or pipe. The device can alternatively be installed directly on the pressure transmitter via the M12 connector. In addition, the body of the switch can be rotated by 360° for easy adjustment of the viewing angle.

# Benefits

## Easy to mount

- Flexible mounting options: remotely with an electrical jumper or directly on the pressure transmitter
- Quick fix brackets, for vertical (1) or horizontal (2) placement, or attachment to a pipe
- Rotating body

## Easy to set up

- Fast and intuitive configuration of just three parameters: display range, set point, reset point
- Adjustment screws compatible with standard screwdrivers

## Easy to maintain

- Display status tested at each device start up and confirmed by display light up
- Convenient replacement without interrupting the pressure in the system



1

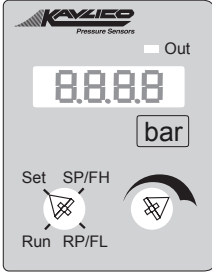

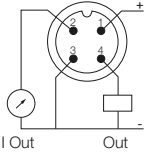
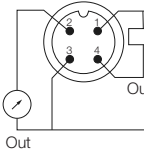
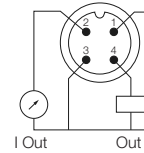
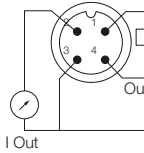
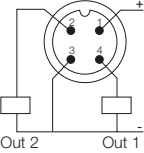
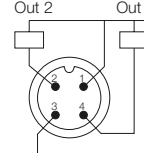


2



# Main Characteristics

## Output Configuration

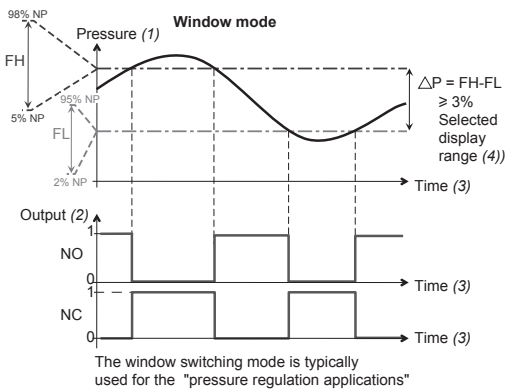
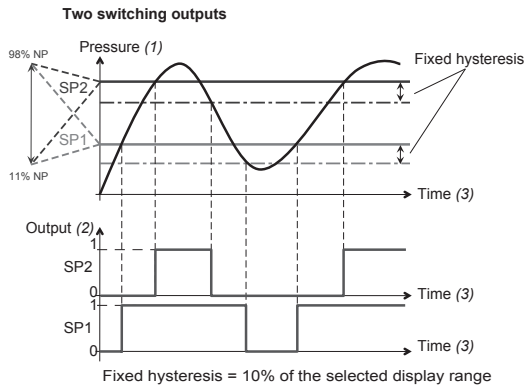
| Reference  | PS1C-5000-1  | PS1C-5000-2  | PS1C-5000-3  | PS1C-5000-4   | PS1C-5000-5  | PS1C-5000-6  |
|--|--|--|--|---|--|--|
| Front face caption                                   |   |  |  |   |   |  |
| Analogue output                                      | 4...20 mA  | 4...20 mA  | 4...20 mA  | 4...20 mA   | No / Non   | No / Non   |
| Switching output                                     | PNP  | NPN  | PNP  | NPN   | 2 x PNP  | 2 x NPN  |
| Switching mode                                       | Hysteresis   | Hysteresis   | Window   | Window  | Hysteresis   | Hysteresis   |
| Connector wiring                                     |  |  |  |  |  |  |
| Power supply   | c 24 Vdc SELV or PELV(*) power supply, operating range from 17 to 33 Vdc           |  |  |   |  |  |
| Current consumption                                  | ≤ 50mA   |  |  |   |  |  |
| Switching outputs                                    | Switching capacity   |  | ≤ 200 mA with short-circuit & overload protection                                  |   |  |  |
|  | Voltage drop   |  | ≤ 2V   |   |  |  |
| Analogue output                                      | 4...20 mA: load: ≤ 500 Ω (24V)<br>≤ 200 Ω (17V)                                    |  |  |   |  |  |
| Operating temperature range                          | -25 to +70 °C ( -13 to +158 °F)  |  |  |   |  |  |
| Degree of protection                                 | IP65, IP67 conforming to EN/IEC 60529  |  |  |   |  |  |
|  | IP69K conforming to DIN 40050  |  |  |   |  |  |
| Overall accuracy (analogue, digital output, display) | < 1% of the selected display range   |  |  |   |  |  |
| Response time  | ≤ 5 ms   |  |  |   |  |  |

(\*) SELV: Safety extra low voltage /  
PELV: Protected extra low voltage

Electrical equipment should be installed, operated and maintained only by qualified personnel. No responsibility is assumed by Kavlico Pressure Sensors for any consequences arising out of the use of this material.

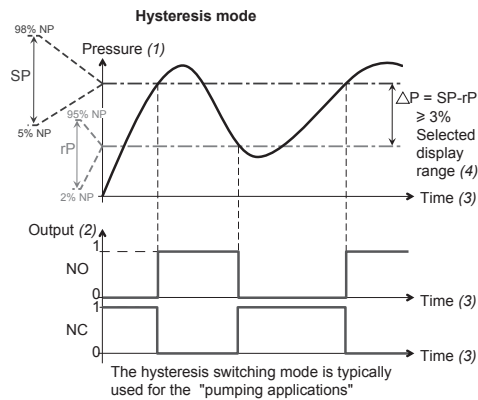
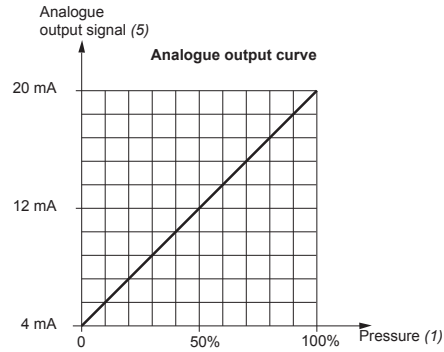
## Output Description

### Switching output

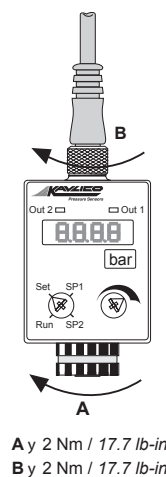
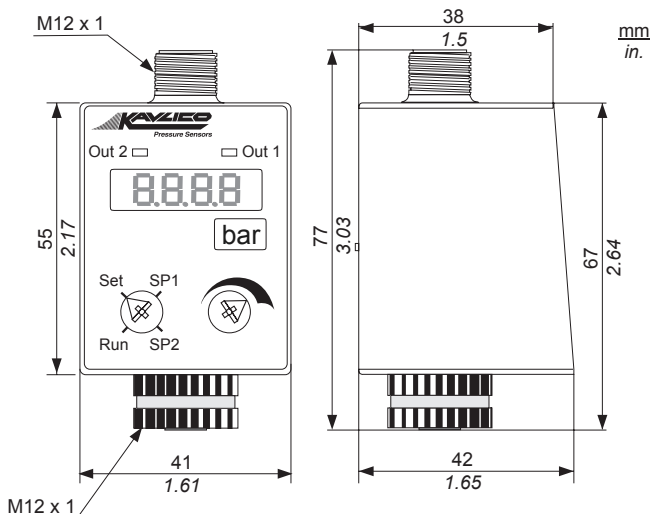


### Analogue output

The 4-20mA analogue output is strictly the image of the pressure transmitter output signal

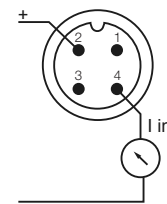


## Dimensions and Tightening Torques



## Wiring Diagram

Input M12 4-pin female connector



## Caution

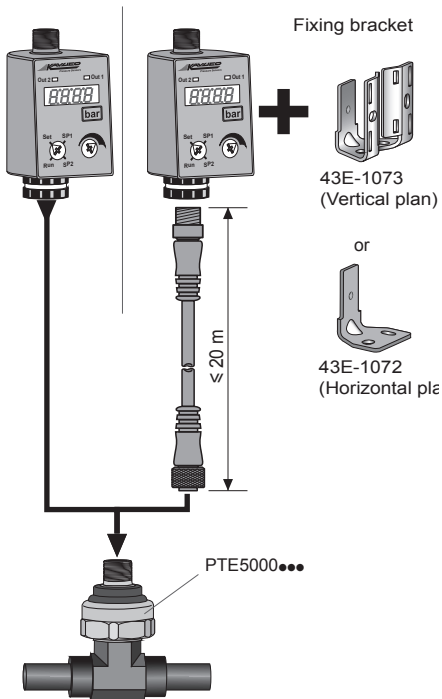


### UNINTENDED EQUIPMENT OPERATION

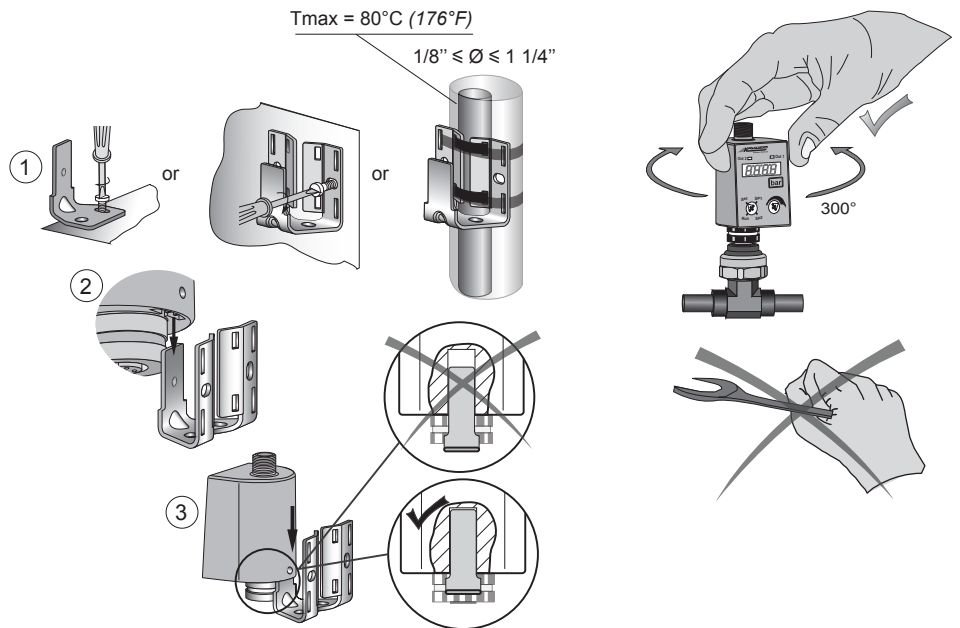
- Only connect a 4-20mA pressure transmitter, directly or thanks to M12-M12 4-pin electrical jumper.
- Make sure the pressure transmitter pin out and analogue signal is compatible with PS1C if it is not a Kavlico one.

**Failure to follow these instructions can result injury or equipment damage.**

## Mounting Possibility



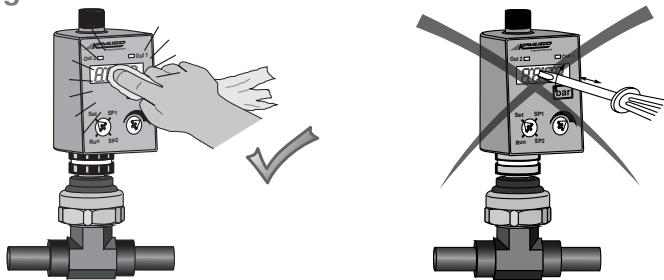
## Usage Precautions



## Maintenance

At each power on, all the display segments are simultaneously lit up briefly. This allows the operator to check that all segments are well operating.

### Cleaning



## How to Order

| Output 1                | Output 2                  | Switching mode        |             |
|-------------------------|---------------------------|-----------------------|-------------|
|                         |                           | Hysteresis            | Windows     |
| -                       | -                         |                       |             |
| 4... 20 mA              | PNP                       | PS1C-5000-1           | PS1C-5000-2 |
| 4... 20 mA              | NPN                       | PS1C-5000-3           | PS1C-5000-4 |
| PNP                     | PNP                       | PS1C-5000-5           | -           |
| NPN                     | NPN                       | PS1C-5000-6           | -           |
| Vertical surface fixing | Horizontal surface fixing | M12 Jumper cable 1.5m |             |
| 43E-1073                | 43E-1072                  | 12E-1027              |             |



Before installation and operation, ensure that the appropriate pressure sensor has been selected in terms of pressure range, design and specific measuring conditions. Non-compliance can result in serious injury and/or damage to the equipment.

**Warning:** The product information contained in this catalogue is given purely as information and does not constitute a representation, warranty or any form of contractual commitment. Kavlico reserve the right to modify their products without notice. It is imperative that we should be consulted over any particular use or application of our products and it is the responsibility of the buyer to establish, particularly through all the appropriate tests, that the product is suitable for the use or application. Under no circumstances will our warranty apply, nor shall we be held responsible for any application (such as any modification, addition, deletion, use in conjunction with other electrical or electronic components, circuits or assemblies, or any other unsuitable material or substance) which has not been expressly agreed by us prior to the sale of our products.



## Sales Offices Worldwide

### Americas

Brazil  
Mexico  
USA

### Europe

England  
France  
Germany  
Italy  
Netherlands  
Spain  
Sweden  
Russia

### Asia Pacific

China  
India  
Japan  
South Korea

## Main Contact

Sensata Germany GmbH  
Potsdamer Strasse 14,  
32423 Minden  
Tel: +49 571 3859-0  
Fax: +49 571 3859-119  
[www.kavlico.com](http://www.kavlico.com)  
[www.sensata.com](http://www.sensata.com)

## Your local sales contact:

## Данный компонент на территории Российской Федерации

### Вы можете приобрести в компании MosChip.

Для оперативного оформления запроса Вам необходимо перейти по данной ссылке:

<http://moschip.ru/get-element>

Вы можете разместить у нас заказ для любого Вашего проекта, будь то серийное производство или разработка единичного прибора.

В нашем ассортименте представлены ведущие мировые производители активных и пассивных электронных компонентов.

Нашей специализацией является поставка электронной компонентной базы двойного назначения, продукции таких производителей как XILINX, Intel (ex.ALTERA), Vicor, Microchip, Texas Instruments, Analog Devices, Mini-Circuits, Amphenol, Glenair.

Сотрудничество с глобальными дистрибьюторами электронных компонентов, предоставляет возможность заказывать и получать с международных складов практически любой перечень компонентов в оптимальные для Вас сроки.

На всех этапах разработки и производства наши партнеры могут получить квалифицированную поддержку опытных инженеров.

Система менеджмента качества компании отвечает требованиям в соответствии с ГОСТ Р ИСО 9001, ГОСТ РВ 0015-002 и ЭС РД 009

### Офис по работе с юридическими лицами:

105318, г.Москва, ул.Щербаковская д.3, офис 1107, 1118, ДЦ «Щербаковский»

Телефон: +7 495 668-12-70 (многоканальный)

Факс: +7 495 668-12-70 (доб.304)

E-mail: [info@moschip.ru](mailto:info@moschip.ru)

Skype отдела продаж:

moschip.ru

moschip.ru\_4

moschip.ru\_6

moschip.ru\_9