

Type BDS100 Series

Key Features

- 100W in a 9.5cm² footprint
 - Gives an impressive power density of 10.5W/cm²
- Virtually inductance-free
 - Inductance < 40nH
- Wide resistance range: 0.47Ω to 1MΩ
 - Coupled with 1% tolerance gives ultimate design flexibility
- Multiple terminal configurations and multi-resistor packages
 - The space saving solution
- Partial discharge <10pC at 2kV
 - Guaranteeing quality, reliability and long life

Applications

- Snubbing (Low inductance)
- Balancing Resistor (Multi-resistor package)
- Filter (Low inductance)
- High Voltage
- High Frequency



With less than 40nH inductance and a 100Watt power rating in an easy-mounting 38mm x 25mm Isotop case, the BDS100 offers high power density over a wide range of ohmic values (R47 – 1MΩ) and benefits from 10 years experience in the field. Available in 6 resistor configurations with 2 or 4 easy to connect terminals, the resistors are made from quality materials for optimum reliability and stability with very low partial discharge.

TE Connectivity can test resistors to conform to relevant customer specifications, and will advise on the use of resistors for pulse energy and high voltage applications (HV designs available). Resistors with alternative terminations or flying leads are available, and custom designs are welcome. This product is available via distribution.

Characteristics -Electrical

| | | |
|----------------------------------|---|------------------|
| Resistance Range: | R47 - 1MΩ | |
| Resistance Tolerance: | ± 10%, 5% (Tighter by discussion) | |
| TCR: | R<1Ω | ± 250ppm/°C |
| | R>1Ω | ± 150ppm/°C |
| Rated Power: | Heatsink: 115°C / 100°C / 60°C | 25W / 50W / 100W |
| Capacitance: | Parallel | 15pF |
| | | To Earth 40pF |
| Series Inductance: | 40nH (Maximum) | |
| Limiting Element Voltage: | (100W or Less) | 500Vdc/ac rms |
| Isolating Voltage: | (Terminal to Heatsink) | 2.5kVac rms |
| Single Shot Voltage: | 1.5/50ms | 4kV |
| Insulation Resistance: | (at 500V dc) | >100GΩ |
| Partial Discharge: | at 2kV | <10pC |
| Heat Dissipation: | Although the use of proprietary heat sinks with lower thermal resistance is acceptable, up rating is not recommended. The use of proprietary heat sink compound to improve thermal conductivity is essential. | |

Characteristics - Environmental

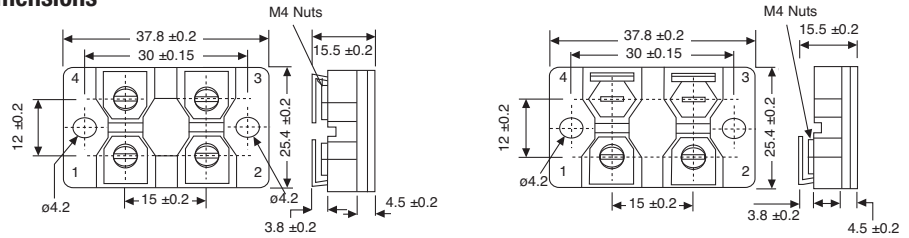
| | | |
|---------------------------------|--------------------------------|--------------------------|
| Endurance (Rated Power): | 2000cyc. at P _{Rated} | ΔR 0.25% Typ |
| Humidity Load Life: | 56 Days, 40°C, 95% RH | ΔR 0.25% Typ (I.R.>10GΩ) |
| Temperature Cycling: | -55°C to +125°C, 5cycles | ΔR 0.25% Typ |
| Operating Storage Temp: | -55°C to +125°C | |
| Short Term Overload: | 3 x P _{Rated} (10s) | ΔR 0.25% Typ |
| Vibration: | 10/500Hz | ΔR 0.25% Typ |
| Bump: | 40g 4000 bumps | ΔR 0.25% Typ |

Type BDS100 Series

Characteristics - Mechanical

| | |
|---------------------------------|--|
| Terminal Size: | M4 |
| Terminal Torque (max.): | 1.3Nm |
| Creepage Distance: | 10mm |
| Clearance: | Terminal to Heatsink Terminal to Terminal |
| | 10mm 3mm |
| Heatsink Surface Finish: | R ^a |
| | < 6μm |
| Heatsink Flatness: | 0.05mm |
| Weight: | 35g |

Dimensions




Terminal Circuit Type


A (Standard)




B (Voltage Sense)




C (Special)



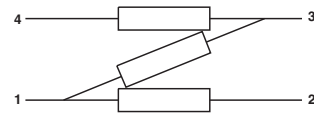
D (Isolated)



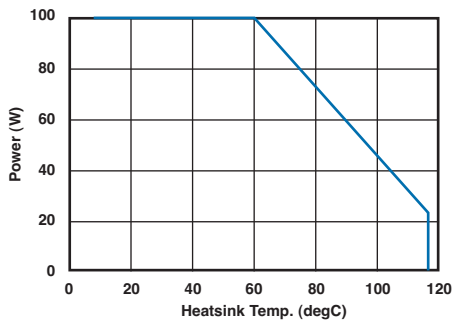
E (Network Tapped)



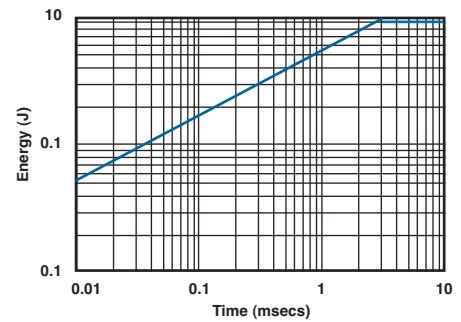
F (Network 3 Res.)



Derating Curve



Pulse Energy



How to Order

| BDS 2 | A | 100 | 1K0 | J |
|--|-------------------------------|----------------------------|--|-----------------------------|
| Common Part | Circuit Type | Power Dissipation | Resistance Value | Tolerance |
| BDS 2 (2 Terminal) BDS 4 (4 Terminal) | A: Standard B-F: See above | 100 - 100 Watts at 70°C | 0.6Ω (600mΩ) R60 1Ω (1000mΩ) 1R0 1KΩ (1000Ω) 1K0 1MΩ (1000000Ω) 1M0 | F - 1% J - 5% K - 10% |

TE Connectivity, TE connectivity (logo) and TE (logo) are trademarks.

Other logos, product and Company names mentioned herein may be trademarks of their respective owners.

While TE has made every reasonable effort to ensure the accuracy of the information in this datasheet, TE does not guarantee that it is error-free, nor does TE make any other representation, warranty or guarantee that the information is accurate, correct, reliable or current. TE reserves the right to make any adjustments to the information contained herein at any time without notice. TE expressly disclaims all implied warranties regarding the information contained herein, including, but not limited to, any implied warranties of merchantability or fitness for a particular purpose. The dimensions in this datasheet are for reference purposes only and are subject to change without notice. Specifications are subject to change without notice. Consult TE for the latest dimensions and design specifications.

Данный компонент на территории Российской Федерации

Вы можете приобрести в компании MosChip.

Для оперативного оформления запроса Вам необходимо перейти по данной ссылке:

<http://moschip.ru/get-element>

Вы можете разместить у нас заказ для любого Вашего проекта, будь то серийное производство или разработка единичного прибора.

В нашем ассортименте представлены ведущие мировые производители активных и пассивных электронных компонентов.

Нашей специализацией является поставка электронной компонентной базы двойного назначения, продукции таких производителей как XILINX, Intel (ex.ALTERA), Vicor, Microchip, Texas Instruments, Analog Devices, Mini-Circuits, Amphenol, Glenair.

Сотрудничество с глобальными дистрибьюторами электронных компонентов, предоставляет возможность заказывать и получать с международных складов практически любой перечень компонентов в оптимальные для Вас сроки.

На всех этапах разработки и производства наши партнеры могут получить квалифицированную поддержку опытных инженеров.

Система менеджмента качества компании отвечает требованиям в соответствии с ГОСТ Р ИСО 9001, ГОСТ РВ 0015-002 и ЭС РД 009

Офис по работе с юридическими лицами:

105318, г.Москва, ул.Щербаковская д.3, офис 1107, 1118, ДЦ «Щербаковский»

Телефон: +7 495 668-12-70 (многоканальный)

Факс: +7 495 668-12-70 (доб.304)

E-mail: info@moschip.ru

Skype отдела продаж:

moschip.ru

moschip.ru_4

moschip.ru_6

moschip.ru_9