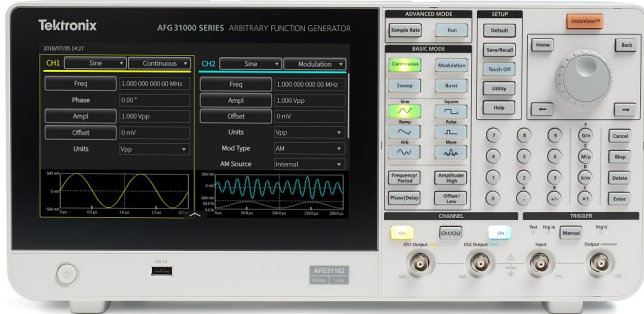


# Arbitrary Function Generators

## AFG31000 Series Datasheet



The Tektronix AFG31000 Series is a high-performance AFG with built-in arbitrary waveform generation, real-time waveform monitoring, and the largest touchscreen on the market. Providing advanced waveform generation and programming capabilities, waveform verification, and a modern touch-screen interface, the new AFG31000 is sure to delight and simplify the job of every researcher and engineer.

### Key performance specifications

- 1 or 2 channel models
- Output amplitude range 1 mV<sub>P-P</sub> to 10 V<sub>P-P</sub> into 50 Ω loads
- Basic (AFG) mode:
  - 25 MHz, 50 MHz, 100 MHz, 150 MHz, or 250 MHz sine waveforms
  - 250 MSa/s, 1 GSa/s or 2 GSa/s sample rates
  - 14-bit vertical resolution
  - Built-in waveforms include sine, square, ramp, pulse, noise, and other frequently used waveforms
  - Sweep, Burst, and Modulation modes (AM, FM, PM, FSK, and PWM)
- Advanced (Sequence) mode:
  - Continuous mode (optional Sequence, Triggered and Gated modes)
  - 16 Mpts arbitrary waveform memory on each channel (128 Mpts optional)
  - Up to 256 steps in sequence mode with loop, jump and wait events
  - Variable sampling clock 1 μSa/s to 2 GSa/s

### Key features

- Patented InstaView™ technology enables engineers to see the actual waveform at the Device Under Test (DUT) in real time, without the need of an oscilloscope and probe, eliminating the uncertainty caused by mismatched impedance
- Sequencing option adds the ability to program long, complex waveforms with up to 256 steps
- The 9-inch capacitive touch screen works like a smart phone and has short-cuts to frequently used settings
- Built-in ArbBuilder lets you create and edit arbitrary waveforms on the instrument, eliminating the need to connect to a PC
- Outputs are protected from over voltage and current to minimize potential instrument damage
- Compatible with TekBench™ software to help students set up, control, and analyze test results in the lab

### Applications

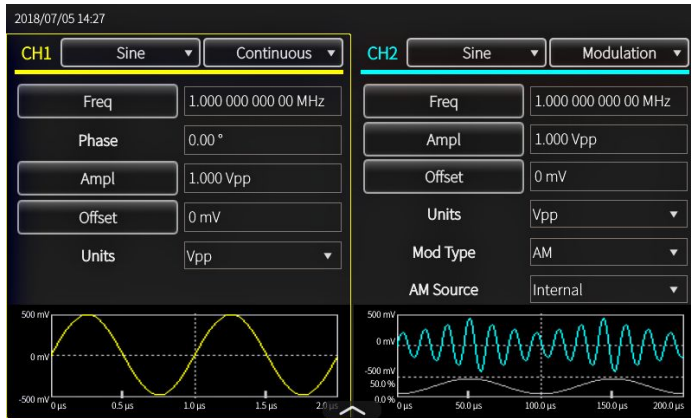
- Advanced research
- Clock and system synchronization
- Replication of real world signals
- Component and circuit characterization and validation
- Embedded circuit design and test
- General purpose signal generation

## Basic and Advanced Modes

The AFG31000 series is the industry's first arbitrary function generator with full function Basic (AFG) and Advanced (Sequence) modes.

In Basic mode, the AFG31000 generates traditional functions and arbitrary waveforms. The touchscreen and front-panel controls make it simple to set up.

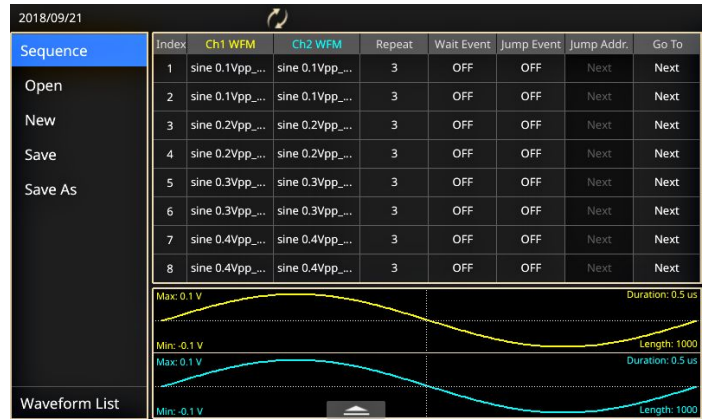
Basic mode lets you change frequency without the need to worry about waveform length and sample rate. This feature is useful in analog designs that characterize filter/amplifier frequency responses or in digital designs where clock rates change frequently.



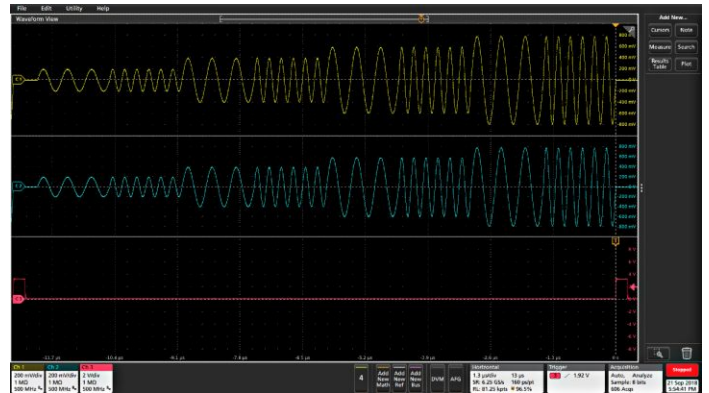
Key settings are visible at a glance, and are easy to adjust using touch, numeric keypad, or rotary controls

New with the AFG31000, Advanced mode provides the ability to generate multiple waveforms with complex timing. In this mode, you can compose a list (or a sequence) of 1 to 256 waveforms, with total waveform length up to 16 Mpts/ch (128 Mpts/ch optional) and define the output sequence of these waveforms. Repeat, go-to, wait, jump, and triggered events are all supported and the large memory provides space to store many waveforms or long waveforms.

This feature is very useful in applications where many test cases need to be performed sequentially. Instead of loading the test cases one by one, you can put all of them in a sequence and load at one time, switching from one to another seamlessly to greatly improve the test efficiency.



Advanced mode lets you build complex waveform sequences with flexible step controls

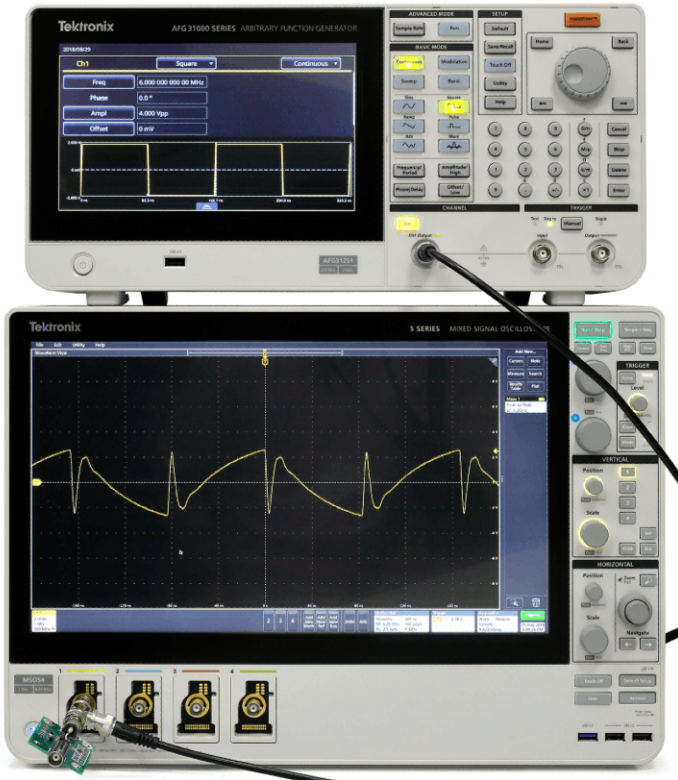


Sequenced sine waveforms with different frequency and amplitude.

Additionally, Advanced mode uses variable sample rate technology. Every sample in a waveform is output once and only once in each cycle, synchronized to the sample rate. Since there is no skipping or repetition, all details in the waveforms are kept. This feature is very useful for applications in which signal fidelity is extremely critical, such as IQ modulation and pulse train generation.

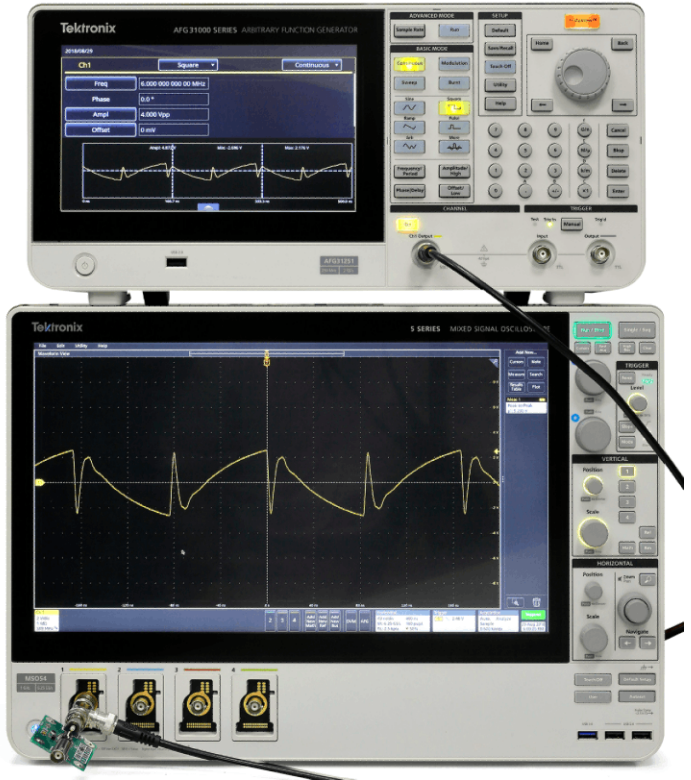
## InstaView™ technology shows the actual waveform at the DUT

Most waveform generators assume they are driving a 50 Ω impedance. However, most devices under test do not have a 50 Ω impedance. This mismatch results in an inconsistency between the waveform as set on the AFG and the signal at the DUT.



With InstaView turned off, the AFG31000 works like a traditional function generator. Due to an impedance mismatch, the AFG display shows a different waveform from the one observed at the DUT.

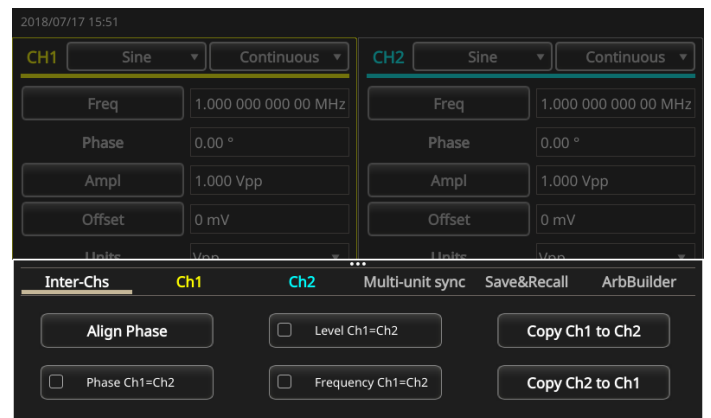
With the patented InstaView™ technology, the AFG31000 Series can display the actual waveform at the DUT, instead of just the nominal waveform as set on the AFG. The waveform displayed on the AFG instantly responds to changes in frequency, amplitude, waveform shape, and impedance changes at the DUT. InstaView helps eliminate the uncertainty and measurement risk caused by impedance mismatches, without requiring additional cables, instruments, or effort.



With InstaView turned on, the AFG31000 shows the waveform as observed at the DUT.

## A large touch screen and smart user interface

The large 9-inch capacitive touch screen displays all related settings and parameters on a single screen. Similar to smart devices, you can tap or swipe to easily select, browse, locate and change settings and parameters. Frequently-used functions are immediately accessible. Familiar buttons and rotary knob controls are available for more traditional navigation.



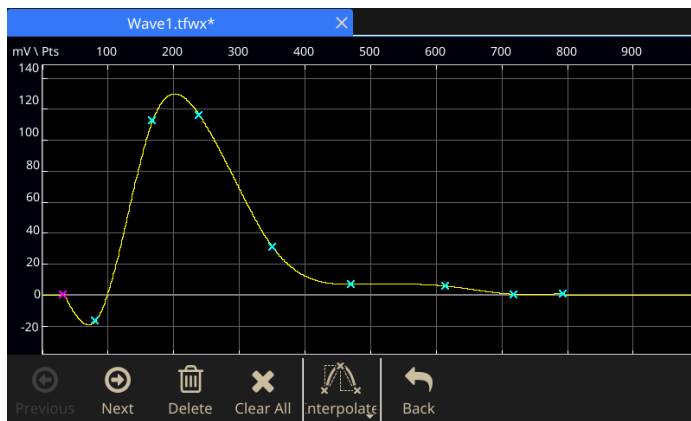
Frequently used settings are easy to access from the swipe-up menu

## Built-in ArbBuilder tool makes creating and editing arbitrary waveforms easier than ever

In the past, you needed a PC with waveform editing software to create or edit your arbitrary waveforms. The waveform would then need to be downloaded to the AFG using either a USB stick or a data cable connection. The process was time-consuming, especially when waveforms required frequent changes.

ArbBuilder is a built-in application on the AFG31000 series that lets you create and edit your arbitrary waveforms directly on the generator. You can create arbitrary waveforms with the Equation Editor tool or start from a library of standard templates. Thanks to the large capacitive touch screen, you can drag, pinch and zoom to get the detail you need.

You can quickly replicate real-world waveforms captured with oscilloscopes or created by third-party software by loading CSV format data files directly into ArbBuilder from a USB memory stick.

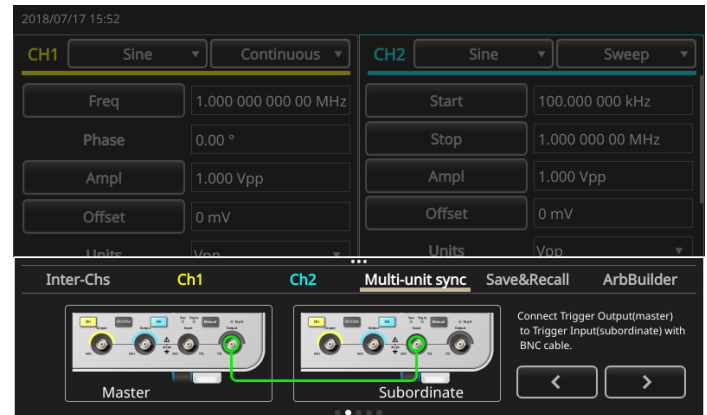


Creating an arbitrary waveform using the easy touch screen interface

## Simplified multi-unit synchronization

Most applications need one or two channels of output, but some applications require more channels. For example, in order to simulate 3-phase power signals, engineers often need to synchronize three 2-channel generators; one for the voltage and current on each phase. To do this used to be time-consuming, as it required many cable connections between the AFG units, and making changes in deep branches of the menu trees on all instruments.

The AFG31000 simplifies this process with an onscreen wizard that leads you through the process of making cable connections and configuring settings to synchronize multiple generators.



An on-screen wizard guides you through the process of multiple-unit synchronization

## Upgradability protects your investment

The AFG31000 provides upgrade options for bandwidth, memory extension, and sequence mode support. These options can be installed at the factory or at any time after purchase. This upgradability helps to reduce the product ownership threshold. And when your test requirements change, you can purchase and install upgrade software licenses to add higher performance features. Upgrades eliminate the concern about the return on investment during the instrument lifetime.

## Specifications

All specifications are guaranteed unless noted otherwise. All specifications apply to all models unless noted otherwise.

### Model overview

Model	Sine frequency range	Number of channels
AFG31021	25 MHz	1
AFG31051	50 MHz	
AFG31101	100 MHz	
AFG31151	150 MHz	
AFG31251	250 MHz	
AFG31022	25 MHz	2
AFG31052	50 MHz	
AFG31102	100 MHz	
AFG31152	150 MHz	
AFG31252	250 MHz	

### Output characteristics

#### Amplitude

	AFG31021 / AFG31022	AFG31051 / AFG31052	AFG31101 / AFG31102	AFG31151 / AFG31152	AFG31251 / AFG31252
Range (into 50 $\Omega$ )	$\leq 60$ MHz: 1 mV <sub>P-P</sub> to 10 V <sub>P-P</sub> > 60 MHz to $\leq 80$ MHz: 1 mV <sub>P-P</sub> to 8 V <sub>P-P</sub> > 80 MHz to $\leq 100$ MHz: 1 mV <sub>P-P</sub> to 6 V <sub>P-P</sub>			$\leq 200$ MHz: 1 mV <sub>P-P</sub> to 5 V <sub>P-P</sub> > 200 MHz to $\leq 250$ MHz: 1 mV <sub>P-P</sub> to 4 V <sub>P-P</sub>	
Range (into open circuit or High-Z)	$\leq 60$ MHz: 2 mV <sub>P-P</sub> to 20 V <sub>P-P</sub> > 60 MHz to $\leq 80$ MHz: 2 mV <sub>P-P</sub> to 16 V <sub>P-P</sub> > 80 MHz to $\leq 100$ MHz: 2 mV <sub>P-P</sub> to 12 V <sub>P-P</sub>			$\leq 200$ MHz: 2 mV <sub>P-P</sub> to 10 V <sub>P-P</sub> > 200 MHz to $\leq 250$ MHz: 2 mV <sub>P-P</sub> to 8 V <sub>P-P</sub>	
Accuracy	$\pm$ (1% of setting + 1 mV <sub>P-P</sub> ) (1 kHz sine, 0 V offset, amplitude > 1 mV <sub>P-P</sub> )				
Resolution	0.1 mV <sub>P-P</sub> , 0.1 mV <sub>RMS</sub> , 1 mV, 0.1 dBm or 4 digits				
Units	Vpp, Vrms (excluding Arb and Noise), dBm (sine wave only), Volt (High Level and Low Level)				

#### Offset

	AFG31021 / AFG31022	AFG31051 / AFG31052	AFG31101 / AFG31102	AFG31151 / AFG31152	AFG31251 / AFG31252
Range (into 50 $\Omega$ )	$\pm(5 V_{PK} - \text{Amplitude}_{P-P} \div 2)$			$\pm(2.5 V_{PK} - \text{Amplitude}_{P-P} \div 2)$	
Range (into open circuit or High-Z)	$\pm(10 V_{PK} - \text{Amplitude}_{P-P} \div 2)$			$\pm(5 V_{PK} - \text{Amplitude}_{P-P} \div 2)$	
Accuracy	$\pm$ (1% of  setting  + 1 mV + 0.5% of Amplitude (V <sub>P-P</sub> ))				
Resolution	1 mV or 4 digits				

#### Output impedance

50  $\Omega$

#### Load impedance setting

Selectable: 50  $\Omega$ , 1  $\Omega$  to 10.0 k $\Omega$ , High Z (Adjusts displayed amplitude according to selected load impedance)

#### Isolation

42 Vpk maximum to earth ground

#### Short-circuit protection

Signal outputs are robust against permanent shorts against floating ground

#### Overcurrent protection

When incoming current is greater than 250 mA, the output channels are protected with relays that disconnect the AFG from the device under test. Connection can be resumed by user after removing the incoming current

**General characteristics - Basic mode**

**Basic (AFG)**

<b>Run modes</b>	Continuous, Modulation, Sweep and Burst
<b>Standard waveforms</b>	Sine, Square, Pulse, Ramp, More (Noise, DC, Sin(x)/x, Gaussian, Lorentz, Exponential Rise, Exponential Decay, Haversine )
<b>Arbitrary waveforms</b>	Sampling clock: 250 MSa/s, 1 GSa/s or 2 GSa/s (model and waveform length apply)
	Vertical resolution: 14 bits
	Waveform length: 2 to 131,072 points

**Sine**

Frequency range	AFG31021 / AFG31022	AFG31051 / AFG31052	AFG31101 / AFG31102	AFG31151 / AFG31152	AFG31251 / AFG31252
Continuous mode	1 µHz to 25 MHz	1 µHz to 50 MHz	1 µHz to 100 MHz	1 µHz to 150 MHz	1 µHz to 250 MHz
Burst mode	1 µHz to 12.5 MHz	1 µHz to 25 MHz	1 µHz to 50 MHz	1 µHz to 75 MHz	1 µHz to 125 MHz

Effective maximum frequency out	AFG31021 / AFG31022	AFG31051 / AFG31052	AFG31101 / AFG31102	AFG31151 / AFG31152	AFG31251 / AFG31252
25 MHz	50 MHz	100 MHz	150 MHz	250 MHz	

Amplitude flatness (1 V <sub>p,p</sub> , relative to 1 kHz)	Frequency range	AFG31021, AFG31022, AFG31051, AFG31052, AFG31101, AFG31102	AFG31151, AFG31152, AFG31251, AFG31252
	< 5 MHz	±0.2 dB	±0.2dB
	≥ 5 MHz to 25 MHz	-----	±0.3 dB
	≥ 5 MHz to 100 MHz	±0.3 dB	-----
	> 25 MHz to 100 MHz	-----	±0.5 dB
	> 100 MHz to 200 MHz	-----	±1.0 dB
	> 200 MHz to 250 MHz	-----	±2.0 dB

Amplitude flatness (1 V <sub>p,p</sub> , relative to 1 kHz), typical	AFG31021, AFG31022, AFG31051, AFG31052, AFG31101, AFG31102, AFG31151, AFG31152	AFG31251 / AFG31252
±0.1 dB		≤ 150 MHz: ±0.1 dB > 150 MHz to 250 MHz: ±0.3 dB

**General characteristics - Basic mode**

Harmonic distortion (1 V<sub>p,p</sub>), typical

Frequency range	AFG31021, AFG31022, AFG31051, AFG31052, AFG31101, AFG31102
10 Hz to <20 kHz	< -70 dBc
≥20 kHz to <1 MHz	< -60 dBc
≥1 MHz to <5 MHz	< -50 dBc
≥5 MHz to ≤100 MHz	< -37 dBc

Frequency range	AFG31151, AFG31152, AFG31251, AFG31252
10 Hz to < 1 MHz	< -60 dBc
≥ 1 MHz to < 5 MHz	< -50 dBc
≥ 5 MHz to ≤ 25 MHz	< -37 dBc
≥ 25 MHz to ≤ 250 MHz	< -30 dBc

THD, typical

≤ 0.1%, 10 Hz to 20 kHz, 1 V<sub>p,p</sub>

Spurious noise (1 V<sub>p,p</sub>), typical

Frequency range	AFG31021, AFG31022, AFG31051, AFG31052, AFG31101, AFG31102
≥ 10 Hz to <1 MHz	< -60 dBc
≥ 1 MHz to <25 MHz	< -50 dBc
≥ 25 MHz to ≤100 MHz	< -50 dBc + 6 dBc/octave

Frequency range	AFG31151, AFG31152, AFG31251, AFG31252
10 Hz to < 1 MHz	< -60 dBc
≥ 1 MHz to ≤25 MHz	< -47 dBc
≥25 MHz to ≤250 MHz	< -47 dBc + 6 dBc/octave

Phase noise, typical

< -110 dBc/Hz at 20 MHz, 10 kHz offset, 1 V<sub>p,p</sub>

Residual clock noise, all models

-63 dBm

**Square**

Frequency range

AFG31021 / AFG31022	AFG31051 / AFG31052	AFG31101 / AFG31102	AFG31151 / AFG31152	AFG31251 / AFG31252
1 μHz to 20 MHz	1 μHz to 40 MHz	1 μHz to 80 MHz	1 μHz to 120 MHz	1 μHz to 160 MHz

Rise/fall time, typical

	AFG31021 / AFG31022	AFG31051 / AFG31052	AFG31101 / AFG31102	AFG31151 / AFG31152	AFG31251 / AFG31252
Amplitude ≤ 5 V <sub>pp</sub>	≤ 7.0 ns	≤ 5.0 ns	≤ 3.5 ns	≤ 3.0 ns	≤ 2.0 ns
Amplitude > 5 V <sub>pp</sub>	≤ 8.0 ns	≤ 6.0 ns	≤ 4.2 ns	-----	-----

Overshoot, typical

< 5%

Jitter (RMS), typical

2.5 ps

**General characteristics - Basic mode**

**Ramp**

Frequency range	AFG31021 / AFG31022	AFG31051 / AFG31052	AFG31101 / AFG31102	AFG31151 / AFG31152	AFG31251 / AFG31252
	1 µHz to 500 kHz	1 µHz to 800 kHz	1 µHz to 1 MHz	1 µHz to 1.5 MHz	1 µHz to 2.5 MHz

Linearity, typical (1 kHz, 1 V <sub>p-p</sub> , 100% symmetry)	AFG31021 / AFG31022	AFG31051 / AFG31052	AFG31101 / AFG31102	AFG31151 / AFG31152	AFG31251 / AFG31252
	≤ 0.1% of peak output	≤ 0.1% of peak output	≤ 0.15% of peak output	≤ 0.2% of peak output	≤ 0.2% of peak output

Symmetry 0% to 100%

**Pulse**

Frequency range	AFG31021 / AFG31022	AFG31051 / AFG31052	AFG31101 / AFG31102	AFG31151 / AFG31152	AFG31251 / AFG31252
	1 µHz to 20 MHz	1 µHz to 40 MHz	1 µHz to 80 MHz	1 µHz to 120 MHz	1 µHz to 160 MHz

Pulse width	AFG31021 / AFG31022	AFG31051 / AFG31052	AFG31101 / AFG31102	AFG31151 / AFG31152	AFG31251 / AFG31252
	16 ns to 999.99 s	10 ns to 999.99 s	6 ns to 999.99 s	5 ns to 999.99 s	4 ns to 999.99 s

Pulse width resolution 10 ps or 5 digits

Pulse Duty 0.001% to 99.999% (limitations of pulse width apply)

Edge transition time	AFG31021 / AFG31022	AFG31051 / AFG31052	AFG31101 / AFG31102	AFG31151 / AFG31152	AFG31251 / AFG31252
	8 ns to 0.625 * Pulse Period	6 ns to 0.625 * Pulse Period	4 ns to 0.625 * Pulse Period	3 ns to 0.625 * Pulse Period	2 ns to 0.625 * Pulse Period

Edge transition time resolution 10 ps or 4 digits

Mode	Characteristic
Continuous	0 ps to Period
Burst	0 ps to Period – [ Pulse Width + 0.8 * (Leading Edge Time + Trailing Edge Time)]

Lead delay resolution 10 ps or 8 digits

Overshoot, typical < 5%

Jitter (RMS), typical 2.5 ps

**DC**

Range (into 50 Ω)	AFG31021, AFG31022, AFG31051, AFG31052, AFG31101, AFG31102	AFG31151, AFG31152, AFG31251, AFG31252
	-5 V to 5 V	-2.5 V to 2.5 V

Resolution (into 50 Ω) 1 mV or 4 digits

Accuracy ± (1% of |setting| +1mV)



**General characteristics - Basic mode**

Noise

Bandwidth (-3 dB)	AFG31021, AFG31022, AFG31051, AFG31052, AFG31101, AFG31102	AFG31151, AFG31152, AFG31251, AFG31252
	150 MHz	360 MHz

Noise type White Gaussian

Internal noise	<b>Characteristic</b>
Add	When activated, output signal amplitude is reduced to 50%
Level	0.0% to 50% of amplitude ( $V_{p,p}$ ) setting
Resolution	1%

Other waveforms

Frequency range

AFG31021 / AFG31022	AFG31051 / AFG31052	AFG31101 / AFG31102	AFG31151 / AFG31152	AFG31251 / AFG31252
1 $\mu$ Hz to 500 kHz	1 $\mu$ Hz to 800 kHz	1 $\mu$ Hz to 1 MHz	1 $\mu$ Hz to 1.5 MHz	1 $\mu$ Hz to 2.5 MHz

Arbitrary waveforms

Frequency range

	AFG31021 / AFG31022	AFG31051 / AFG31052	AFG31101 / AFG31102	AFG31151 / AFG31152	AFG31251 / AFG31252
Normal	1 mHz to 12.5 MHz	1 mHz to 25 MHz	1 mHz to 50 MHz	1 mHz to 75 MHz	1 mHz to 125 MHz
Burst mode	1 mHz to 6.25 MHz	1 mHz to 12.5 MHz	1 mHz to 25 MHz	1 mHz to 37.5 MHz	1 mHz to 62.5 MHz

Effective analog bandwidth (-3 dB)

AFG31021, AFG31022, AFG31051, AFG31052, AFG31101, AFG31102	AFG31151, AFG31152, AFG31251, AFG31252
150 MHz	360 MHz

Waveform length

2 to 131,072

Sample rate

	AFG31021 / AFG31022	AFG31051 / AFG31052	AFG31101 / AFG31102	AFG31151 / AFG31152	AFG31251 / AFG31252
Waveform length $\leq$ 16,384	250 MSa/s	1 GSa/s	1 GSa/s	2 GSa/s	2 GSa/s
Waveform length $>$ 16,384	250 MSa/s	250 MSa/s	250 MSa/s	250 MSa/s	250 MSa/s

Vertical resolution

14 bit

Rise/fall time, typical

	AFG31021 / AFG31022	AFG31051 / AFG31052	AFG31101 / AFG31102	AFG31151 / AFG31152	AFG31251 / AFG31252
Amplitude $\leq$ 5Vpp	$\leq$ 3.5 ns	$\leq$ 3.5 ns	$\leq$ 3.5 ns	$\leq$ 2 ns	$\leq$ 2 ns
Amplitude $>$ 5Vpp	$\leq$ 4.2 ns	$\leq$ 4.2 ns	$\leq$ 4.2 ns	-----	-----

Jitter (RMS), typical

2.5 ps

**General characteristics - Basic mode**

**Modulation**

AM, FM, PM

Specification	Characteristic
Carrier	All except pulse, noise, DC
Source	Internal or external
Internal modulating waveform	Sine, Square, Ramp, Noise, ARB (maximum waveform length: AM 131,072 pts; FM/PM/PWM 2,048 pts)
Internal modulating frequency	1 mHz to 1 MHz

AM modulation depth 0.0 % to 120 %

AM modulation resolution 0.1%

Minimum FM peak deviation DC

Maximum FM peak deviation

	AFG31021 / AFG31022	AFG31051 / AFG31052	AFG31101 / AFG31102	AFG31151 / AFG31152	AFG31251 / AFG31252
Sine	12.5 MHz	25 MHz	50 MHz	75 MHz	125 MHz
Square,	10 MHz	20 MHz	40 MHz	60 MHz	80 MHz
Arb	6.25 MHz	12.5 MHz	25 MHz	37.5 MHz	62.5 MHz
Others	250 kHz	400 kHz	500 kHz	750 kHz	1.25 MHz

PM phase deviation range 0° to 180°

PM phase resolution 0.1°

**FSK**

Specification	Characteristic
Carrier	All except pulse, noise, DC
Source	Internal or external
Number of keys	2
Internal key rate	1 mHz to 1 MHz

**PWM**

Specification	Characteristic
Carrier	Pulse
Source	Internal or external
Internal modulating waveform	Sine, Square, Ramp, Noise, ARB (maximum waveform length: 2,048 pts)
Internal modulating frequency	1 mHz to 1 MHz
Deviation range	0% to 50.0% of pulse period

**Sweep**

Type Linear, Logarithmic  
 Waveforms All, except Pulse, Noise, DC  
 Sweep time 1 ms to 500 s  
 Hold/return time 0 s to 500 s

**General characteristics - Basic mode**

Maximum total sweep time	500 s
	Accuracy, typical: $\leq 0.4\%$
Minimum start/stop frequency	All except ARB: 1 $\mu$ Hz
	ARB: 1 MHz

Maximum start/stop frequency	AFG31021 / AFG31022	AFG31051 / AFG31052	AFG31101 / AFG31102	AFG31151 / AFG31152	AFG31251 / AFG31252
Sine	25 MHz	50 MHz	75 MHz	125 MHz	250 MHz
Square	20 MHz	40 MHz	80 MHz	120 MHz	160 MHz
Arb	12.5 MHz	25 MHz	50 MHz	75 MHz	125 MHz
Others	500 kHz	800 kHz	1 MHz	1 MHz	2.5 MHz

**Burst**

Waveform	All except Noise, DC
Type	Triggered, gated
Burst count	1 to 1,000,000 cycles or Infinite
Internal trigger rate	1 $\mu$ s to 500.0 s
Gate and trigger sources	Internal, external, remote interface

**InstaView™**

Waveforms	All except noise	
Cable (channel output to load)	50 $\Omega$ BNC to BNC	
Run mode	Continuous in Basic mode	
Maximum measurement range (DC + peak AC voltage)	AFG31021, AFG31022, AFG31051, AFG31052, AFG31101, AFG31102	AFG31151, AFG31152, AFG31251, AFG31252
	-10 V to 10 V	-5 V to 5 V

**DC level measurement**

Specification	Characteristic
Accuracy (into 50 $\Omega$ ), typical	$\pm (2 \% \text{ of }  \text{setting}  + 20 \text{ mVpp})$
Resolution	1 mV or 4 digits

**Amplitude measurement**

Specification	Characteristic
Accuracy (sine, 1 kHz, 1 V <sub>P-P</sub> , into 50 $\Omega$ , typical)	$\pm (2 \% \text{ of setting} + 20 \text{ mV})$
Resolution	1 mV or 4 digits

**Bandwidth (-3 dB)**

500 MHz

**General characteristics - Basic mode**

Flatness, sine, 1 V<sub>p-p</sub>, into 50 ohm, relative to 1 kHz, typical

AFG31021 / AFG31022	AFG31051 / AFG31052	AFG31101 / AFG31102	AFG31151 / AFG31152	AFG31251 / AFG31252
0 to 100 MHz: ±1 dB			0 to 200 MHz: ±1 dB 200 MHz to 250 MHz: ±2 dB	

Cable propagation delay measurement, typical

Specification	Characteristic
Range	0 to 20 ns (approximately 4 m/13 feet in length)
Accuracy, typical	± 500 ps

**General characteristics - Advanced mode**

Waveform memory size 16 Mpts (128 Mpts optional) each channel

Run mode Standard: Continuous  
Optional: Sequence, Triggered, Gated

Number of waveform entries Continuous, Triggered, Gated: 1  
Sequence: 1 to 256

Minimum waveform length 168 pts

Waveform granularity 1 pt

Vertical resolution 14 bits

Jump/trigger events External trigger (rising or falling edge), manual trigger, timer, SCPI commands

Repeat count 1 to 1,000,000 or infinite

Timer range 2 μS to 3600 S

Timer resolution 4 ns or 8 digits

Variable sample rate	AFG31021 / AFG31022	AFG31051 / AFG31052	AFG31101 / AFG31102	AFG31151 / AFG31152	AFG31251 / AFG31252
Range	1 μSa/s to 250 MSa/s	1 μSa/s to 500 MSa/s	1 μSa/s to 1 GSa/s	1 μSa/s to 2 GSa/s	1 μSa/s to 2 GSa/s
Accuracy	10 <sup>-6</sup> Sa/s				
Resolution	1 μSa/s or 12 digits				

Rise/Fall time, typical	AFG31021 / AFG31022	AFG31051 / AFG31052	AFG31101 / AFG31102	AFG31151 / AFG31152	AFG31251 / AFG31252
Amplitude ≥ 5 V <sub>p-p</sub> : ≤ 4.2 ns Amplitude < 5 V <sub>p-p</sub> : ≤ 3.5 ns				≤ 3.0 ns	≤ 2.0 ns

Overshoot < 4%

## General characteristics - Advanced mode

Level flatness, typical (sine, 1 V<sub>p-p</sub>, relative to 1 kHz)

Frequency range	All models
< 5MHz	±0.3 dB
≥ 5 MHz to 25 MHz	±0.5 dB
≥ 25 MHz to 50 MHz	±0.6 dB
≥ 50 MHz to 100 MHz	±1.0 dB
≥ 100 MHz to 150 MHz	±1.5 dB
≥ 150 MHz to 250 MHz	±2.3 dB

Harmonic distortion, typical (sine with 64 pts/cycle, 1 V<sub>p-p</sub>)

AFG31021 / AFG31022	AFG31051 / AFG31052	AFG31101 / AFG31102	AFG31151 / AFG31152	AFG31251 / AFG31252
< -60 dBc at 250 MSa/S or 3.90625 MHz	< -55 dBc at 500 MSa/S or 7.8125 MHz	< -50 dBc at 1 GSa/S or 15.625 MHz	< -45 dBc at 2 GSa/S or 31.25 MHz	< -45 dBc at 2 GSa/S or 31.25 MHz

Spurious, typical (sine with 64 pts/cycle, 1 V<sub>p-p</sub>)

AFG31021 / AF 31022	AFG31051 / AFG31052	AFG31101 / AFG31102	AFG31151 / AFG31152	AFG31251 / AFG31252
< -60 dBc at 250 MSa/S or 3.90625 MHz	< -55 dBc at 500 MSa/S or 7.8125 MHz	< -50 dBc at 1 GSa/S or 15.625 MHz	< -45 dBc at 2 GSa/S or 31.25 MHz	< -45 dBc at 2 GSa/S or 31.25 MHz

Spurious free dynamic range, typical (sine with 64 pts/cycle, 1 V<sub>p-p</sub>)

AFG31021 / AFG31022	AFG31051 / AFG31052	AFG31101 / AFG31102	AFG31151 / AFG31152	AFG31251 / AFG31252
< -60 dBc at 250 MSa/S or 3.90625 MHz	< -55 dBc at 500 MSa/S or 7.8125 MHz	< -50 dBc at 1 GSa/S or 15.625 MHz	< -45 dBc at 2 GSa/S or 31.25 MHz	< -45 dBc at 2 GSa/S or 31.25 MHz

Phase noise, typical (sine with 64 pts/cycle, 1 V<sub>p-p</sub>, at 10 kHz offset)

AFG31021 / AFG31022	AFG31051 / AFG31052	AFG31101 / AFG31102	AFG31151 / AFG31152	AFG31251 / AFG31252
< -132 dBc at 250 MSa/S or 3.90625 MHz	< -130 dBc at 500 MSa/S or 7.8125 MHz	< -125 dBc at 1 GSa/S or 15.625 MHz	< -113 dBc at 2 GSa/S or 31.25 MHz	< -113 dBc at 2 GSa/S or 31.25 MHz

### Skew control

Range	-320 ns to 320 ns (channel 1 to channel 2 on dual channel models, at maximum sample rate)
Resolution	100 ps or 4 digits
Accuracy, typical	±(1% of  setting  + 500 ps)

Initial skew, typical < 500 ps

## System characteristics

### Output Frequency Resolution

Frequency accuracy	±10 <sup>-6</sup> of setting (all except ARB), 0 °C to 50 °C (32 °F to 122 °F)
	±10 <sup>-6</sup> of setting ± 1 μHz (ARB), 0 °C to 50 °C (32 °F to 122 °F)
Aging	±1.0 x 10 <sup>-6</sup> per year

### Phase

Range	-180° to +180°
Resolution	0.01° (sine)
	0.1° (other waveforms)

### Remote program interface

GPIO, Ethernet 10BASE-T / 100BASE-TX / 1000BASE-T, USB 2.0

**System characteristics**

Maximum configuration times, typical

	USB	LAN	GPIB
Function change	61 ms	61 ms	63 ms
Frequency change (except Pulse)	3 ms	4 ms	6 ms
Frequency change (Pulse)	2.5 ms	3 ms	8 ms
Amplitude change	65 ms	66 ms	77 ms
Select user ARB (4k points from USB Memory)	43 ms	40 ms	53 ms
Select user ARB (128k points from USB Memory)	86 ms	92 ms	92 ms
Data download time for 4k points	36 ms	21 ms	21 ms

**Power source**

<b>Source</b>	100-240 V, 47-63 Hz 115 V, 360-440 Hz
<b>Consumption</b>	120 W

**Warm up time, typical** 20 minutes minimum

**Power on self diagnosis time** < 24 s

**Acoustic noise** < 50 dBA

**Display** 9-inch capacitive touch screen with 800 \* 480 resolution

**User interface and Help languages** English, French, German, Japanese, Korean, Simplified and Traditional Chinese, Russian (user selectable)

**Auxiliary input characteristics**

External modulation input, channel 1 and channel 2

<b>Input range</b>		<b>Characteristic</b>
	AM, FM, PM, PWM	±1 V full range
	FSK	3.3 V logic level

**Input impedance** 5.2 kΩ

**Frequency range** 125 kHz (1 MSa/s)

**External Trigger input**

**Level** TTL compatible

**Impedance** 10 kΩ

**Minimum pulse width** 100 ns

**Slope** Positive or negative selectable

**Trigger delay range** 0 ns to 85 s

**Trigger delay resolution** 100 ps or 5 digits

**Trigger latency, typical** 390 ns (trigger input to signal output)

**Jitter (RMS), typical** 100 ps (signal output, with external trigger input in burst mode)

**10 MHz reference clock input**

**Impedance** 1 kΩ

**Input coupling** AC

**Auxiliary input characteristics**

Required input voltage swing	100 mV <sub>P,P</sub> to 5 V <sub>P,P</sub>
Lock range	10 MHz ±35 kHz

**Channel 1 external add input**

Impedance	50 Ω
Input range	-1 V to +1 V (DC + peak AC)
Bandwidth	DC to 10 MHz (-3 dB) at 1 V <sub>P,P</sub>

**Auxiliary output characteristics****Channel 1 trigger output**

Level	Positive TTL level pulse into 1 kΩ
Impedance	50 Ω
Jitter, RMS, typical	10 ps for all models

**Output frequency**

	Characteristic
Waveform frequency < 4.9 MHz	Same as the waveform frequency
Waveform frequency ≥ 4.9 MHz < 50 MHz	A fraction of the waveform frequency
Waveform frequency ≥ 50 MHz	No output

**10 MHz reference clock out**

Impedance	50 Ω, AC coupled
Amplitude	1.2 V <sub>P,P</sub> into 50 Ω load

**Physical characteristics****Dimensions**

Height	191.8 mm (7.55 in.)
Width	412.8 mm (16.25 in.)
Depth	143.3 mm (5.64 in.)

**Weight**

Net	4.7 kg (10.4 lb.)
Shipping	7.0 kg (15.4 lb.)

**EMC, environment, and safety**

**Temperature**

<b>Operating</b>	0 °C to +50 °C (32 °F to 122 °F)
<b>Nonoperating</b>	-30 °C to +70 °C (-22 °F to 158 °F)

---

**Humidity**

<b>Operating</b>	≤ 80%, 0 °C to 40 °C (32 °F to 104 °F)
	≤ 60%, > 40 °C to 50 °C (104 °F to 122 °F), noncondensing
<b>Nonoperating</b>	5% to 90%, < 40 °C (< 104 °F), noncondensing
	5% to 80%, ≥ 40 °C to 60 °C (≥ 104 °F to 140 °F), noncondensing
	5% to 40%, > 60 °C to 70 °C (> 140 °F to 158 °F), noncondensing

---

**Altitude**

<b>Operating</b>	Up to 3,000 m (9,842 ft.)
<b>Nonoperating</b>	Up to 12,000 m (39,370 ft.)

---

**EMC compliance**

EN61326-1:2013, EN 61326-2-1:2013

**European Union** EU Council Directive 2004/108/EC

---

**Safety**

UL 61010-1:2004  
 CAN/CSA C22.2 No. 61010-1:2004  
 IEC 61010-1:2001

---

**Over-temperature protection**

Instrument is protected from over-temperature by turning off outputs

---



## Ordering Information

### Models

AFG31021	1 $\mu$ Hz to 25 MHz sine wave, 1-channel arbitrary function generator
AFG31022	1 $\mu$ Hz to 25 MHz sine wave, 2-channel arbitrary function generator
AFG31051	1 $\mu$ Hz to 50 MHz sine wave, 1-channel arbitrary function generator
AFG31052	1 $\mu$ Hz to 50 MHz sine wave, 2-channel arbitrary function generator
AFG31101	1 $\mu$ Hz to 100 MHz sine wave, 1-channel arbitrary function generator
AFG31102	1 $\mu$ Hz to 100 MHz sine wave, 2-channel arbitrary function generator
AFG31151	1 $\mu$ Hz to 150 MHz sine wave, 1-channel arbitrary function generator
AFG31152	1 $\mu$ Hz to 150 MHz sine wave, 2-channel arbitrary function generator
AFG31251	1 $\mu$ Hz to 250 MHz sine wave, 1-channel arbitrary function generator
AFG31252	1 $\mu$ Hz to 250 MHz sine wave, 2-channel arbitrary function generator

### Options

#### Factory options

MEM	Extends arbitrary waveform memory to 128 Mpts/ch in Advanced mode
SEQ	Enables Sequence, Triggered and Gated modes in Advanced mode

#### Feature upgrade after purchase

The AFG31000 products offer several ways to easily add functionality after the initial purchase.

Description (node locked licenses)	For one channel instruments	For two channel instruments
Enables Sequence, Triggered, and Gated modes in Advanced mode	AUP-AFG3SEQ-1	AUP-AFG3SEQ-2
Extends arb memory to 128 Mpts/ch in Advanced mode	AUP-AFG3MEM-1	AUP-AFG3MEM-2
Bandwidth extension from 25 MHz to 50 MHz	AUP-AFG3BW25T50-1	AUP-AFG3BW25T50-2
Bandwidth extension from 25 MHz to 100 MHz	AUP-AFG3BW25T100-1	AUP-AFG3BW25T100-2
Bandwidth extension from 50 MHz to 100 MHz	AUP-AFG3BW50T100-1	AUP-AFG3BW50T100-2
Bandwidth extension from 150 MHz to 250 MHz	AUP-AFG3BW150T250-1	AUP-AFG3BW150T250-2

### Power plug options

Opt. A0	North America power plug (115 V, 60 Hz)
Opt. A1	Universal Euro power plug (220 V, 50 Hz)
Opt. A2	United Kingdom power plug (240 V, 50 Hz)
Opt. A3	Australia power plug (240 V, 50 Hz)
Opt. A5	Switzerland power plug (220 V, 50 Hz)
Opt. A6	Japan power plug (100 V, 50/60 Hz)
Opt. A10	China power plug (50 Hz)
Opt. A11	India power plug (50 Hz)
Opt. A12	Brazil power plug (60 Hz)
Opt. A99	No power cord

### Language options

Opt. L0	English front panel overlay (default)
Opt. L1	French front panel overlay
Opt. L2	Italian front panel overlay
Opt. L3	German front panel overlay
Opt. L4	Spanish front panel overlay
Opt. L5	Japanese front panel overlay
Opt. L6	Portuguese front panel overlay
Opt. L7	Simplified Chinese front panel overlay
Opt. L8	Traditional Chinese front panel overlay
Opt. L9	Korean front panel overlay
Opt. L10	Russian front panel overlay
Opt. L99	No front panel overlay

### Service options

Opt. C3	Calibration Service 3 Years
Opt. C5	Calibration Service 5 Years
Opt. D1	Calibration Data Report
Opt. D3	Calibration Data Report 3 Years (with Opt. C3)
Opt. D5	Calibration Data Report 5 Years (with Opt. C5)
Opt. R5	Repair Service 5 Years (including warranty)
Opt. T3	Three Year Total Protection Plan, includes repair or replacement coverage from wear and tear, accidental damage, ESD or EOS plus preventative maintenance. Including a 5 day turnaround time and priority access to customer support
Opt. T5	Five Year Total Protection Plan, includes repair or replacement coverage from wear and tear, accidental damage, ESD or EOS plus preventative maintenance. Including a 5 day turnaround time and priority access to customer support

Accessories are not covered by the instrument warranty and Service Offerings.

## Accessories

### Standard accessories

-----	AFG31000 Series Arbitrary Function Generator Compliance, Installation, and Safety Instructions
012-1732-xx	BNC cable shielded, 3 ft.
174-4401-xx	USB cable, A to B, 3 ft.
-----	Power cord
-----	NIST-traceable calibration certificate
-----	Three-year warranty on parts and labor

### Recommended accessories

012-1732-xx	BNC cable shielded, 3 ft.
012-0991-xx	GPIB cable, double shielded
011-0049-02	50 $\Omega$ BNC terminator
ACD4000B	Soft transit case
HCTEK54	Hard transit case (requires ACD4000B)

### Warranty

Product warranty	Three-year warranty on parts and labor
------------------	--



Tektronix is registered to ISO 9001 and ISO 14001 by SRI Quality System Registrar.



Product(s) complies with IEEE Standard 488.1-1987, RS-232-C, and with Tektronix Standard Codes and Formats.



Product Area Assessed: The planning, design/development and manufacture of electronic Test and Measurement instruments.

**ASEAN / Australasia** (65) 6356 3900  
**Belgium** 00800 2255 4835\*  
**Central East Europe and the Baltics** +41 52 675 3777  
**Finland** +41 52 675 3777  
**Hong Kong** 400 820 5835  
**Japan** 81 (3) 6714 3086  
**Middle East, Asia, and North Africa** +41 52 675 3777  
**People's Republic of China** 400 820 5835  
**Republic of Korea** +822 6917 5084, 822 6917 5080  
**Spain** 00800 2255 4835\*  
**Taiwan** 886 (2) 2656 6688

**Austria** 00800 2255 4835\*  
**Brazil** +55 (11) 3759 7627  
**Central Europe & Greece** +41 52 675 3777  
**France** 00800 2255 4835\*  
**India** 000 800 650 1835  
**Luxembourg** +41 52 675 3777  
**The Netherlands** 00800 2255 4835\*  
**Poland** +41 52 675 3777  
**Russia & CIS** +7 (495) 6647564  
**Sweden** 00800 2255 4835\*  
**United Kingdom & Ireland** 00800 2255 4835\*

**Balkans, Israel, South Africa and other ISE Countries** +41 52 675 3777  
**Canada** 1 800 833 9200  
**Denmark** +45 80 88 1401  
**Germany** 00800 2255 4835\*  
**Italy** 00800 2255 4835\*  
**Mexico, Central/South America & Caribbean** 52 (55) 56 04 50 90  
**Norway** 800 16098  
**Portugal** 80 08 12370  
**South Africa** +41 52 675 3777  
**Switzerland** 00800 2255 4835\*  
**USA** 1 800 833 9200

\* European toll-free number. If not accessible, call: +41 52 675 3777

**For Further Information.** Tektronix maintains a comprehensive, constantly expanding collection of application notes, technical briefs and other resources to help engineers working on the cutting edge of technology. Please visit [www.tek.com](http://www.tek.com).

Copyright © Tektronix, Inc. All rights reserved. Tektronix products are covered by U.S. and foreign patents, issued and pending. Information in this publication supersedes that in all previously published material. Specification and price change privileges reserved. TEKTRONIX and TEK are registered trademarks of Tektronix, Inc. All other trade names referenced are the service marks, trademarks, or registered trademarks of their respective companies.



02 Oct 2018 75W-61444-0



## Данный компонент на территории Российской Федерации

### Вы можете приобрести в компании MosChip.

Для оперативного оформления запроса Вам необходимо перейти по данной ссылке:

<http://moschip.ru/get-element>

Вы можете разместить у нас заказ для любого Вашего проекта, будь то серийное производство или разработка единичного прибора.

В нашем ассортименте представлены ведущие мировые производители активных и пассивных электронных компонентов.

Нашей специализацией является поставка электронной компонентной базы двойного назначения, продукции таких производителей как XILINX, Intel (ex.ALTERA), Vicor, Microchip, Texas Instruments, Analog Devices, Mini-Circuits, Amphenol, Glenair.

Сотрудничество с глобальными дистрибьюторами электронных компонентов, предоставляет возможность заказывать и получать с международных складов практически любой перечень компонентов в оптимальные для Вас сроки.

На всех этапах разработки и производства наши партнеры могут получить квалифицированную поддержку опытных инженеров.

Система менеджмента качества компании отвечает требованиям в соответствии с ГОСТ Р ИСО 9001, ГОСТ РВ 0015-002 и ЭС РД 009

### Офис по работе с юридическими лицами:

105318, г.Москва, ул.Щербаковская д.3, офис 1107, 1118, ДЦ «Щербаковский»

Телефон: +7 495 668-12-70 (многоканальный)

Факс: +7 495 668-12-70 (доб.304)

E-mail: [info@moschip.ru](mailto:info@moschip.ru)

Skype отдела продаж:

moschip.ru

moschip.ru\_4

moschip.ru\_6

moschip.ru\_9