



IB IL TEMP 4/8 RTD-PAC

Order No.: 2863915

<http://eshop.phoenixcontact.de/phoenix/treeViewClick.do?UID=2863915>

Inline analog input terminal, complete with accessories (connector and labeling field), 8 channels, RTD (resistance temperature detector), 2, 3-wire connection method

Commercial data	
GTIN (EAN)	 4 017918 955410
sales group	K412
Pack	1 pcs.
Customs tariff	85389091
Catalog page information	Page 285 (AX-2009)

Product notes

WEEE/RoHS-compliant since:
05/05/2008



<http://www.download.phoenixcontact.com>
Please note that the data given here has been taken from the online catalog. For comprehensive information and data, please refer to the user documentation. The General Terms and Conditions of Use apply to Internet downloads.

Product description

This terminal block provides you with an inexpensive 8-channel input module for resistive temperature sensors.

The module supports platinum and nickel sensors in acc. with DIN and SAMA directives. With the platinum sensors, not only Pt 100, Pt 500 and Pt 1000 are supported, but also the Pt 10000 (e.g. from building automation) and numerous other measuring sensors. The sensors are connected using the 2 or 3-wire system.

The measured temperature is displayed via 16-bit values per channel (2 x 4 channels in process data multiplex) or via 16 bits per channel with PCP communication.

Software library CD "CD AS SW LIB" contains function blocks and sample programs for analog value processing.

The Inline terminal can be identified using hinged labeling fields. The fields have insert cards that can be labeled individually to suit the application. Zack marker strip ZBF 6... or Zack marker sheet ZBFM 6... can also be used for labeling the terminal points.

Technical data

General data

Width	48.8 mm
Height	136.8 mm
Depth	71.5 mm
Weight	190 g
Mounting type	DIN rail
Operating mode	Process data mode with 5 words/1 word PCP
Ambient temperature (operation)	-25 °C ... 55 °C
Ambient temperature (storage/transport)	-25 °C ... 85 °C
Permissible humidity (operation)	10 % ... 95 % (according to DIN EN 61131-2)
Permissible humidity (storage/transport)	10 % ... 95 % (according to DIN EN 61131-2)
Air pressure (operation)	70 kPa ... 106 kPa (up to 3000 m above sea level)
Air pressure (storage/transport)	70 kPa ... 106 kPa (up to 3000 m above sea level)
Degree of protection	IP20
Protection class	III, IEC 61140, EN 61140, VDE 0140-1
Test section	7.5 V supply (bus logics)/24 V analog supply (analog I/O) 500 V AC 50 Hz 1 min
	7.5 V supply (bus logics) / functional earth ground 500 V AC 50 Hz 1 min
	24 V analog supply (analog I/O) / functional earth ground 500 V AC 50 Hz 1 min

Interface

Name	Inline local bus
Type of connection	Inline data jumper
Transmission speed	500 kbps
	500 kBit/s
Transmission physics	Copper

Inline potential routing

Communications power U_L	7.5 V DC (via voltage jumper)
Current consumption from U_L	Typ. 75 mA

I/O supply voltage U_{ANA}	24 V DC
Current consumption from U_{ANA}	Typ. 28 mA
Power consumption	Typ. 1.24 W

Analog inputs

Number of inputs	8
Input name	Analog RTD inputs
Description of the input	Input for resistive temperature sensors
Type of connection	Spring-cage connection
Connection method	2, 3-conductor
Sensor types (RTD) that can be used	Pt, Ni, KTY, Cu, linear resistors
Linear resistance measuring range	0 Ω ... 400 Ω 0 Ω ... 20 k Ω
Measuring principle	Successive approximation
Measured value representation	16 bits (15 bits + sign bit)
A/D conversion time	max. 10 μ s
Process data update	6 ms (Up to 230 ms possible depending on operating mode)
Data formats	IB IL TEMP, S7, S5
Precision	0.01 %

Certificates / Approvals



Certification

ABS, BV, CUL Listed, DNV, GL, LR, UL Listed

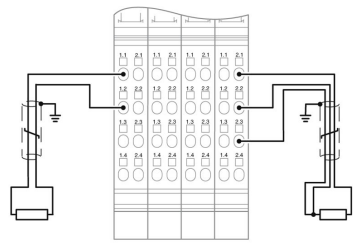
Accessories

Item	Designation	Description
Marking		
0809492	ESL 62X10	Insert strip for laser printer, lettering field: 62 x 10 mm
2727501	IB IL FIELD 2	Labeling field, width: 12.2 mm
Plug/Adapter		
2740245	IB IL SCN 6-SHIELD-TWIN	Inline shield connector

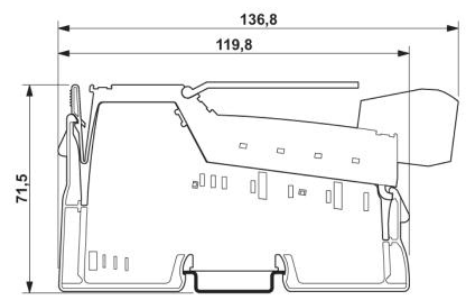
2726353	IB IL SCN-6 SHIELD	Inline shield connector
---------	--------------------	-------------------------

Diagrams/Drawings

Connection diagram



Dimensioned drawing



Address

PHOENIX CONTACT Deutschland GmbH
Flachmarktstr. 8
32825 Blomberg, Germany
Phone +49 5235 3 12000
Fax +49 5235 3 41200
<http://www.phoenixcontact.de>



© 2011 Phoenix Contact
Technical modifications reserved;

Данный компонент на территории Российской Федерации

Вы можете приобрести в компании MosChip.

Для оперативного оформления запроса Вам необходимо перейти по данной ссылке:

<http://moschip.ru/get-element>

Вы можете разместить у нас заказ для любого Вашего проекта, будь то серийное производство или разработка единичного прибора.

В нашем ассортименте представлены ведущие мировые производители активных и пассивных электронных компонентов.

Нашей специализацией является поставка электронной компонентной базы двойного назначения, продукции таких производителей как XILINX, Intel (ex.ALTERA), Vicor, Microchip, Texas Instruments, Analog Devices, Mini-Circuits, Amphenol, Glenair.

Сотрудничество с глобальными дистрибьюторами электронных компонентов, предоставляет возможность заказывать и получать с международных складов практически любой перечень компонентов в оптимальные для Вас сроки.

На всех этапах разработки и производства наши партнеры могут получить квалифицированную поддержку опытных инженеров.

Система менеджмента качества компании отвечает требованиям в соответствии с ГОСТ Р ИСО 9001, ГОСТ РВ 0015-002 и ЭС РД 009

Офис по работе с юридическими лицами:

105318, г.Москва, ул.Щербаковская д.3, офис 1107, 1118, ДЦ «Щербаковский»

Телефон: +7 495 668-12-70 (многоканальный)

Факс: +7 495 668-12-70 (доб.304)

E-mail: info@moschip.ru

Skype отдела продаж:

moschip.ru

moschip.ru_4

moschip.ru_6

moschip.ru_9