


# 3M™ MetPak™ 2-FB Power Header

2 mm 4/5 Row, Vertical, Press-Fit Tail

MP2 Series



- 6.50 Amps per contact
- Early mate late break (EMLB) for hot swap or selective loading options
- End-to-end stackable
- Optional feed-through tail (Press-Fit)
- Futurebus+® compatible
- RoHS Compliant. See the Regulatory Information Appendix (RIA) in the “RoHS compliance” section of [www.3Mconnector.com](http://www.3Mconnector.com) for compliance information (RIA E1 & C1 apply)

Date Modified: May 11, 2010

TS-1126-D  
Sheet 1 of 4

## Physical

### Insulation:

Material: High Temp LCP  
Flammability: UL 94V-0  
Color: Beige

### Contact:

Material: Copper Alloy

### Plating:

Underplating: 50  $\mu$ " [1.27  $\mu$ m] Nickel  
Wiping Area: See Ordering Information  
Solder Tails: See Ordering Information

## Electrical

**Current Rating:** Power: 6.50 A per power socket contact at 70°C

**Insulation Resistance:** 10<sup>3</sup> M $\Omega$

**Withstanding Voltage:** 1,500 V<sub>AC</sub> for 60 seconds

## Environmental

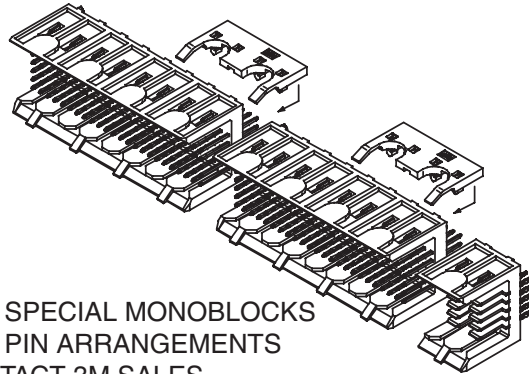
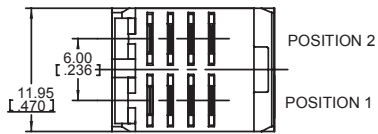
**Temperature Rating:** -55°C to +125°C

UL File No.: E68080

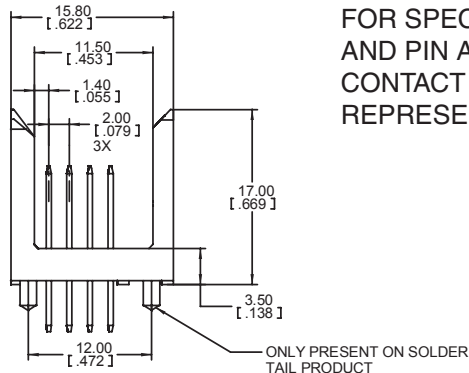
# 3M™ MetPak™ 2-FB Power Header

2 mm 4/5 Row, Vertical, Press-Fit Tail

MP2 Series



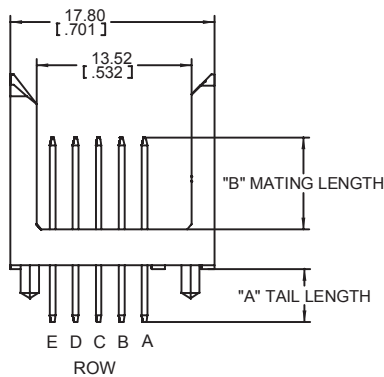
FOR SPECIAL MONOBLOCKS  
AND PIN ARRANGEMENTS  
CONTACT 3M SALES  
REPRESENTATIVE



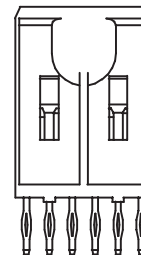
**4 ROW PRODUCT**

mm [inch]			
Tolerance Unless Noted			
	0	0.0	0.00
<b>mm</b>	±3	±0.3	±0.13

[ ] Dimensions for Reference Only



**5 ROW PRODUCT**



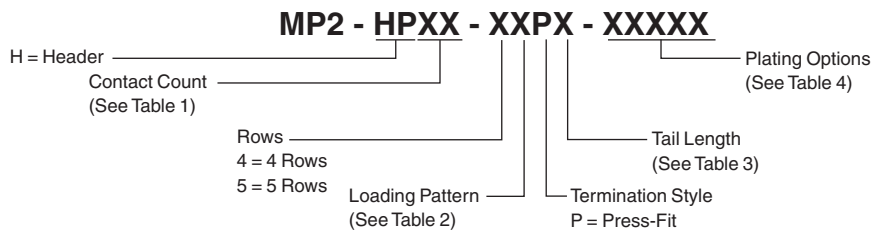
**PRESS FIT PRODUCT**

**Notes:**

1. Refer to IEC 61076-4-104 Futurebus+® global standard.
2. "Press Fit" describes a contact tail having a compliant section designed to make a reliable electrical connection with a plated through-hole (PTH) in a printed circuit board, typically a "back plane."



## Ordering Information



TS-1126-D  
Sheet 2 of 4

# 3M™ MetPak™ 2-FB Power Header

2 mm 4/5 Row, Vertical, Press-Fit Tail

MP2 Series

Table 1 - Connector & Row Lengths	
Contact Count	No. of Rows
08	4
10	5

Table 2 - Mate Length						
Loading Pattern Code	Description	Mate length Row A	Mate length Row B	Mate length Row C	Mate length Row D	Mate length Row E (5-Row Prod. Only)
1	All Positions Filled	6.50 [0.256]	6.50 [0.256]	6.50 [0.256]	6.50 [0.256]	6.50 [0.256]
2	All Positions Filled	8.00 [0.315]	8.00 [0.315]	7.25 [0.285]	6.50 [0.256]	6.50 [0.256]
3	All Positions Filled	6.50 [0.256]	8.00 [0.315]	6.50 [0.256]	6.50 [0.256]	6.50 [0.256]
4	All Positions Filled	6.50 [0.256]	7.25 [0.285]	7.25 [0.285]	8.00 [0.315]	8.00 [0.315]
5	All Positions Filled	7.25 [0.285]	8.00 [0.315]	7.25 [0.285]	6.50 [0.256]	6.50 [0.256]
6	All Positions Filled	8.00 [0.315]	8.00 [0.315]	8.00 [0.315]	8.00 [0.315]	8.00 [0.315]
7	All Positions Filled	7.25 [0.285]	7.25 [0.285]	7.25 [0.285]	7.25 [0.285]	7.25 [0.285]
8	All Positions Filled	8.00 [0.315]	6.50 [0.256]	8.00 [0.315]	7.25 [0.285]	7.25 [0.285]
9	All Positions Filled	8.00 [0.315]	7.25 [0.285]	6.50 [0.256]	6.50 [0.256]	6.50 [0.256]
A	All Positions Filled	8.00 [0.315]	8.00 [0.315]	7.25 [0.285]	7.25 [0.285]	7.25 [0.285]
C	All Positions Filled	8.00 [0.315]	8.00 [0.315]	8.00 [0.315]	6.50 [0.256]	6.50 [0.256]
D	All Positions Filled	8.00 [0.315]	6.50 [0.256]	6.50 [0.256]	6.50 [0.256]	6.50 [0.256]
G	All Positions Filled	8.00 [0.315]	8.00 [0.315]	8.00 [0.315]	8.00 [0.315]	5.75 [0.226]
H	All Positions Filled	8.00 [0.315]	8.00 [0.315]	7.25 [0.285]	8.00 [0.315]	8.00 [0.315]

Table 3 - Tail Length Options	
Press-Fit* Tail Termination Option No.	Dim. "A"
1	4.60 [0.181]

\*Compliant-Pin Tail

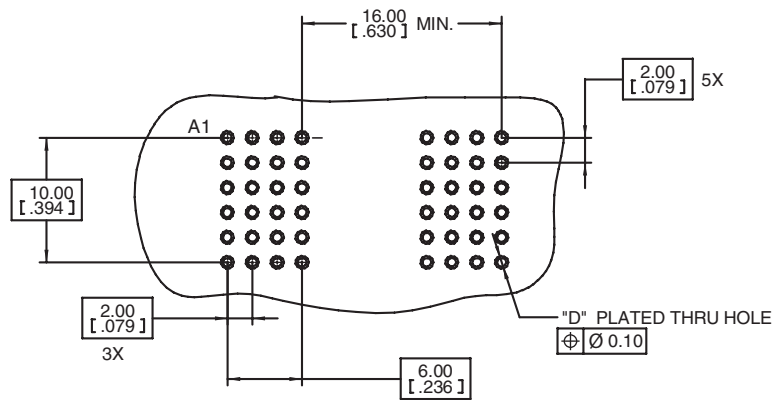
Table 4 - Plating			
Plating Suffix	Plating Composition	Plating Suffix	Plating Composition
TG30 (RIA E2 & C2 apply)	0.76 µm [30 µ"] Min. Au Contact Area 2.54 µm [100 µ"] Min. SnPb Tail Area 1.27 µm [50 µ"] Min. Ni all over	KR (RIA E1 & C1 apply)	0.76 µm [30 µ"] Min. Au Contact Area 2.54 µm [100 µ"] Min. Matt Whisker Mitigating Sn Tail Area 1.27 µm [50 µ"] Min. Ni all over
TR30 (RIA E2 & C2 apply)	0.08 µm [3 µ"] Min. Au Contact Area 0.67 µm [27 µ"] Min. PdNi Contact Area 2.54 µm [100 µ"] Min. SnPb Tail Area 1.27 µm [50 µ"] Min. Ni all over	LR (RIA E1 & C1 apply)	0.08 µm [3 µ"] Min. Au Contact Area 0.67 µm [27 µ"] Min. PdNi Contact Area 2.54 µm [100 µ"] Min. Matt Whisker Mitigating Sn Tail Area 1.27 µm [50 µ"] Min. Ni all over

TS-1126-D  
Sheet 3 of 4

# 3M™ MetPak™ 2-FB Power Header

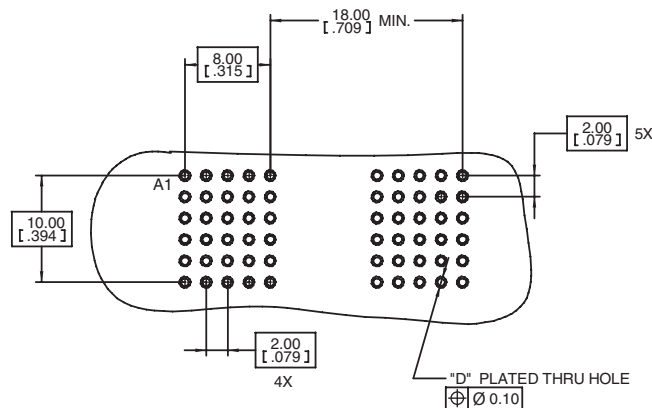
2 mm 4/5 Row, Vertical, Press-Fit Tail

MP2 Series



**RECOMMENDED 4 ROW PRESS-FIT  
PCB HOLE MOUNTING PATTERN**

Table 5 – HOLE PLATING SPECIFICATION				
HOLE	Finished Dia. MM [in]	Cu Thickness [mm [in]]	SnPb Thickness microns [μ"]	Drilled Hole Dia. mm [in]
"D"	0.65-0.80 [.0256-.0315]	0.025 [.001] min.	15 [600] max.	0.81-0.86 [.0319-.0339]



**RECOMMENDED 5 ROW PRESS-FIT  
PCB HOLE MOUNTING PATTERN**

TS-1126-D  
Sheet 4 of 4

**Important Notice**

All statements, technical information, and recommendations related to 3M's products are based on information believed to be reliable, but the accuracy or completeness is not guaranteed. Before using this product, you must evaluate it and determine if it is suitable for your intended application. You assume all risks and liability associated with such use. Any statements related to the product which are not contained in 3M's current publications, or any contrary statements contained on your purchase order shall have no force or effect unless expressly agreed upon, in writing, by an authorized officer of 3M.

**Warranty; Limited Remedy; Limited Liability.**

This product will be free from defects in material and manufacture for a period of one (1) year from the time of purchase. **3M MAKES NO OTHER WARRANTIES INCLUDING, BUT NOT LIMITED TO, ANY IMPLIED WARRANTY OF MERCHANTABILITY OR FITNESS FOR A PARTICULAR PURPOSE.** If this product is defective within the warranty period stated above, your exclusive remedy shall be, at 3M's option, to replace or repair the 3M product or refund the purchase price of the 3M product. **Except where prohibited by law, 3M will not be liable for any indirect, special, incidental or consequential loss or damage arising from this 3M product, regardless of the legal theory asserted.**

**3M Electronics Solutions Division**

6801 River Place Blvd.  
Austin, TX 78726-9000  
U.S.A.  
1-800-225-5373  
[www.3Mconnector.com](http://www.3Mconnector.com)

Please recycle. Printed in USA.  
© 3M 2010. All rights reserved.  
RIA-2217B-E

3M is a trademark of 3M Company.

## Данный компонент на территории Российской Федерации

### Вы можете приобрести в компании MosChip.

Для оперативного оформления запроса Вам необходимо перейти по данной ссылке:

<http://moschip.ru/get-element>

Вы можете разместить у нас заказ для любого Вашего проекта, будь то серийное производство или разработка единичного прибора.

В нашем ассортименте представлены ведущие мировые производители активных и пассивных электронных компонентов.

Нашей специализацией является поставка электронной компонентной базы двойного назначения, продукции таких производителей как XILINX, Intel (ex.ALTERA), Vicor, Microchip, Texas Instruments, Analog Devices, Mini-Circuits, Amphenol, Glenair.

Сотрудничество с глобальными дистрибьюторами электронных компонентов, предоставляет возможность заказывать и получать с международных складов практически любой перечень компонентов в оптимальные для Вас сроки.

На всех этапах разработки и производства наши партнеры могут получить квалифицированную поддержку опытных инженеров.

Система менеджмента качества компании отвечает требованиям в соответствии с ГОСТ Р ИСО 9001, ГОСТ РВ 0015-002 и ЭС РД 009

### Офис по работе с юридическими лицами:

105318, г.Москва, ул.Щербаковская д.3, офис 1107, 1118, ДЦ «Щербаковский»

Телефон: +7 495 668-12-70 (многоканальный)

Факс: +7 495 668-12-70 (доб.304)

E-mail: [info@moschip.ru](mailto:info@moschip.ru)

Skype отдела продаж:

moschip.ru

moschip.ru\_4

moschip.ru\_6

moschip.ru\_9