


HOA086X/087X

Transmissive Sensor

FEATURES

- Phototransistor output
- Accurate position sensing
- Four mounting configurations
- 0.125 in.(3.18 mm) slot width
- Choice of detector aperture
- Choice of opaque or IR transmissive housings



INFRA-33.TIF

DESCRIPTION

The HOA086X/087X series consists of an infrared emitting diode facing an NPN silicon phototransistor encased in a black thermoplastic housing. The phototransistor switching takes place whenever an opaque object passes through the slot between emitter and detector. This series allows the user to choose from available options: (1) mounting tab configurations, (2) lead spacing, (3) electro-optical characteristics, (4) detector aperture size, and (5) housing materials.

The HOA086X series utilizes an IR transmissive polysulfone housing which features smooth optical faces without external aperture openings; this feature is desirable when aperture blockage from airborne contaminants is a possibility. The HOA087X series employs an opaque polysulfone housing with aperture openings for use in applications in which maximum rejection of ambient light is important and in situations where maximum position resolution is desired. The HOA086X/087X series employs plastic molded components. For additional component information see SEP8506 and SDP8406.

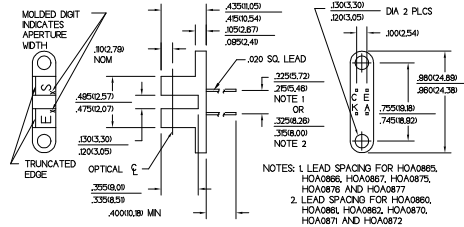
Housing material is polysulfone. Housings are soluble in chlorinated hydrocarbons and ketones. Recommended cleaning agents are methanol and isopropanol.

To specify the complete product characteristics, see the PART NUMBER GUIDE.

OUTLINE DIMENSIONS in inches (mm)

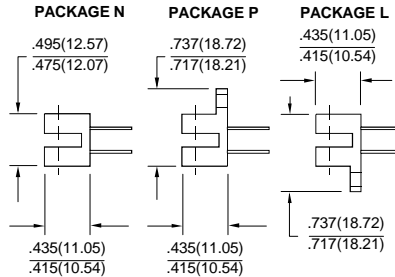
Tolerance 3 plc decimals ±0.010(0.25)
2 plc decimals ±0.020(0.51)

Package T



DIM_041a.cdr

Packages N/P/L



DIM_41b.d54

HOA086X/087X

Transmissive Sensor

ELECTRICAL CHARACTERISTICS (25°C unless otherwise noted)

PARAMETER	SYMBOL	MIN	TYP	MAX	UNITS	TEST CONDITIONS
IR EMITTER						
Forward Voltage	V_F		1.6		V	$I_F=20\text{ mA}$
Reverse Leakage Current	I_R		10		μA	$V_R=3\text{ V}$
DETECTOR						
Collector-Emitter Breakdown Voltage	$V_{(BR)CEO}$	30			V	$I_C=100\ \mu\text{A}$
Emitter-Collector Breakdown Voltage	$V_{(BR)ECO}$	5.0			V	$I_E=100\ \mu\text{A}$
Collector Dark Current	I_{CEO}		100		nA	$V_{CE}=10\text{ V}, I_F=0$
COUPLED CHARACTERISTICS						
On-State Collector Current	$I_{C(ON)}$				mA	
Parameter A (HOA0860/0865/0870/0875)		0.5				$V_{CE}=10, I_F=20\text{ mA}$
Parameter B (HOA0861/0866/0871/0876)		1.0				$V_{CE}=5\text{ V}, I_F=10\text{ mA}$
Parameter C (HOA0862/0867/0872/0877)		1.8				$V_{CE}=0.6, I_F=20\text{ mA}$
Collector-Emitter Saturation Voltage	$V_{CE(SAT)}$				V	
Parameter A (HOA0860/0865/0870/0875)			0.4			$I_C=0.4\text{ mA}, I_F=20\text{ mA}$
Parameter B (HOA0860/0866/0871/0876)			0.4			$I_C=0.8\text{ mA}, I_F=10\text{ mA}$
Parameter C (HOA0862/0867/0872/0877)			0.6			$I_C=1.8\text{ mA}, I_F=20\text{ mA}$
Rise And Fall Time	t_r, t_f		15		μs	$V_{CC}=5\text{ V}, I_C=1\text{ mA}$ $R_L=1000\ \Omega$

ABSOLUTE MAXIMUM RATINGS

(25°C Free-Air Temperature unless otherwise noted)

Operating Temperature Range	-40°C to 85°C
Storage Temperature Range	-40°C to 85°C
Soldering Temperature (5 sec)	240°C

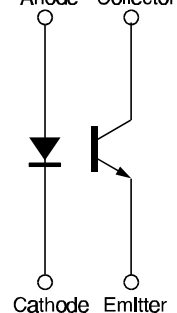
IR EMITTER

Power Dissipation	100 mW ⁽¹⁾
Reverse Voltage	3 V
Continuous Forward Current	50 mA

DETECTOR

Collector-Emitter Voltage	30 V
Emitter-Collector Voltage	5 V
Power Dissipation	100 mW ⁽¹⁾
Collector DC Current	30 mA

SCHEMATIC



Honeywell reserves the right to make changes in order to improve design and supply the best products possible.

Honeywell

HOA086X/087X

Transmissive Sensor

Fig. 1 IRED Forward Bias Characteristics

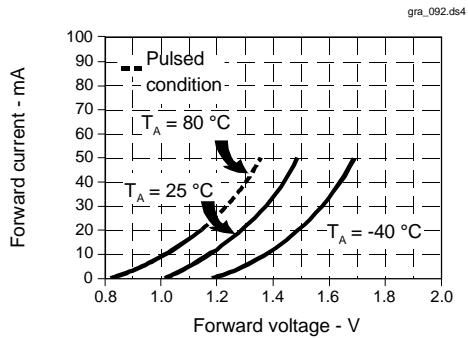


Fig. 2 Non-Saturated Switching Time vs Load Resistance

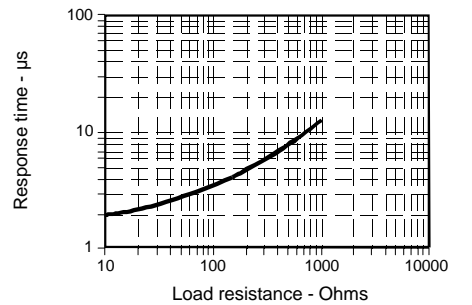


Fig. 3 Dark Current vs Temperature

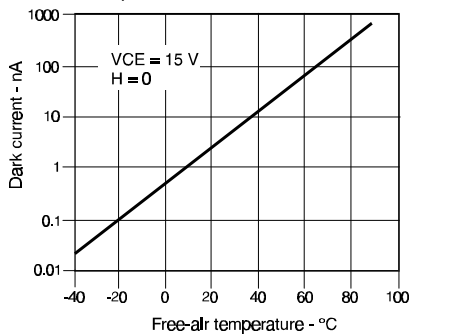
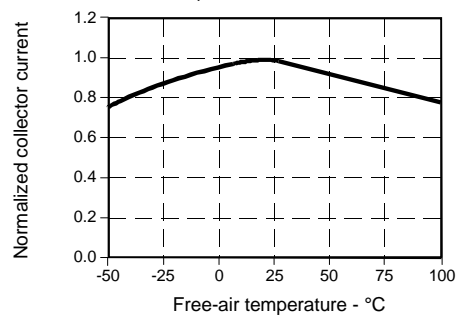


Fig. 4 Collector Current vs Ambient Temperature



All Performance Curves Show Typical Values

PART NUMBER GUIDE

HOA08XX-XXX

Housing Material

- 6 = Polysulfone, IR transmissive
- 7 = Polysulfone, opaque

Mechanical and Electrical Specifications

- 0 = Electrical Parameter A/lead spacing .320 in. (8.13 mm)
- 1 = Electrical Parameter B/lead spacing .320 in. (8.13 mm)
- 2 = Electrical Parameter C/lead spacing .320 in. (8.13 mm)
- 5 = Electrical Parameter A/lead spacing .220 in. (5.59 mm)
- 6 = Electrical Parameter B/lead spacing .220 in. (5.59 mm)
- 7 = Electrical Parameter C/lead spacing .220 in. (5.59 mm)

*0.010 in. (.25 mm) aperture available with electrical Parameter A only

Aperture Width In Front Of Detector

- *1 = 0.010 in. (0.25 mm)
 - 5 = 0.050 in. (1.27 mm)
- Aperture length is 0.060 in. (1.52 mm)

Aperture Width In Front Of IRED

- 5 = 0.050 in. (1.27 mm)
- Aperture length is 0.060 in. (1.52 mm)

Mounting Configuration

- L = Single mounting tab, emitter side
- N = No mounting tabs
- P = Single mounting tab, detector side
- T = Two mounting tabs

HOA086X/087X
Transmissive Sensor

Honeywell reserves the right to make changes in order to improve design and supply the best products possible.

Honeywell

Данный компонент на территории Российской Федерации

Вы можете приобрести в компании MosChip.

Для оперативного оформления запроса Вам необходимо перейти по данной ссылке:

<http://moschip.ru/get-element>

Вы можете разместить у нас заказ для любого Вашего проекта, будь то серийное производство или разработка единичного прибора.

В нашем ассортименте представлены ведущие мировые производители активных и пассивных электронных компонентов.

Нашей специализацией является поставка электронной компонентной базы двойного назначения, продукции таких производителей как XILINX, Intel (ex.ALTERA), Vicor, Microchip, Texas Instruments, Analog Devices, Mini-Circuits, Amphenol, Glenair.

Сотрудничество с глобальными дистрибьюторами электронных компонентов, предоставляет возможность заказывать и получать с международных складов практически любой перечень компонентов в оптимальные для Вас сроки.

На всех этапах разработки и производства наши партнеры могут получить квалифицированную поддержку опытных инженеров.

Система менеджмента качества компании отвечает требованиям в соответствии с ГОСТ Р ИСО 9001, ГОСТ РВ 0015-002 и ЭС РД 009

Офис по работе с юридическими лицами:

105318, г.Москва, ул.Щербаковская д.3, офис 1107, 1118, ДЦ «Щербаковский»

Телефон: +7 495 668-12-70 (многоканальный)

Факс: +7 495 668-12-70 (доб.304)

E-mail: info@moschip.ru

Skype отдела продаж:

moschip.ru

moschip.ru_4

moschip.ru_6

moschip.ru_9