THIS DRAWING IS UNPUBLISHED. RELEASED FOR PUBLICATION –, –.
© COPYRIGHT – BY – ALL RIGHTS RESERVED.

LOC	DIST
DW	–

REVISIONS

P	LTR	DESCRIPTION	DATE	DWN	APVD
	B	REVISED (ECO–11–013077)	23JUN11	JC	WK

ASSEMBLY CONDITION AS SHOWN.

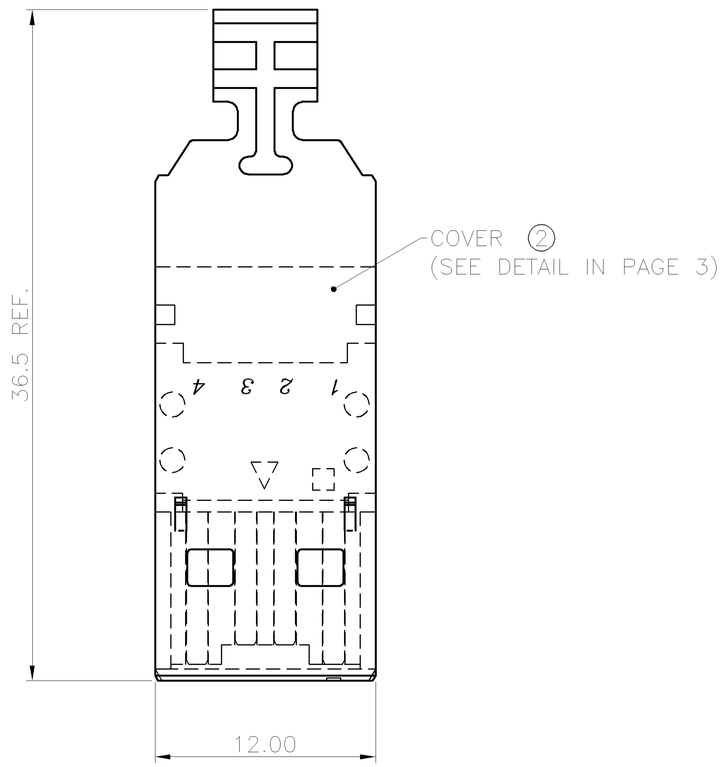

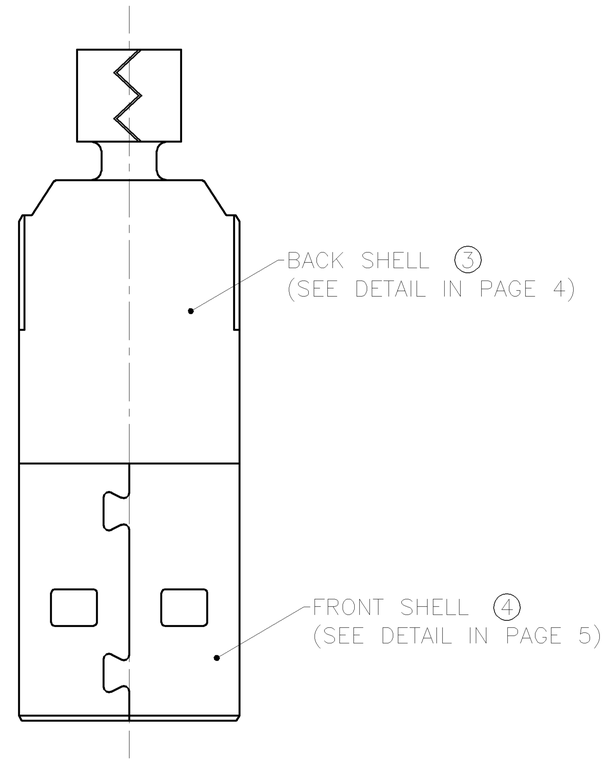

NOTES:

1. SEPARATE PACKING OF EACH COMPONENT.

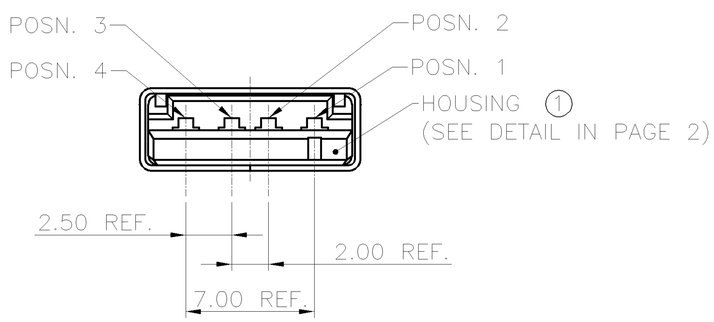

4–1734372–1	3–1734372–1	2–1734372–1	1–1734372–2	WHITE	1 1734372–2
			1–1734372–1	BLACK	1 1734372–1
4 FRONT SHELL	3 BACK SHELL	2 COVER	1 HOUSING	HSG. COLOR	PART NUMBER

THIS DRAWING IS A CONTROLLED DOCUMENT.

DIMENSIONS: MM

TOLERANCES UNLESS OTHERWISE SPECIFIED:

0 PLC	± –
1 PLC	± 0.35
2 PLC	± 0.25
3 PLC	± 0.15
4 PLC	± –
ANGLES	± 3°

MATERIAL –

FINISH –

DWN F. YANG 25AUG2009
CHK S. CHIEN 25AUG2009
APVD W. KODAMA 25AUG2009

PRODUCT SPEC 108–57547

APPLICATION SPEC –

WEIGHT –

CUSTOMER DRAWING

TE Connectivity

NAME

USB OVERMOLD HARDWARE KIT
SERIES A, SOLDER PLUG,
LONG TYPE

SIZE	CAGE CODE	DRAWING NO	RESTRICTED TO
A3	00779	C–1734372	–

SCALE	SHEET	REV
–	1 OF 7	B

THIS DRAWING IS UNPUBLISHED. RELEASED FOR PUBLICATION –, –.
© COPYRIGHT – BY – ALL RIGHTS RESERVED.

LOC	DIST
DW	—

REVISIONS

P	LTR	DESCRIPTION	DATE	DWN	APVD
		SEE SHEET 1.			

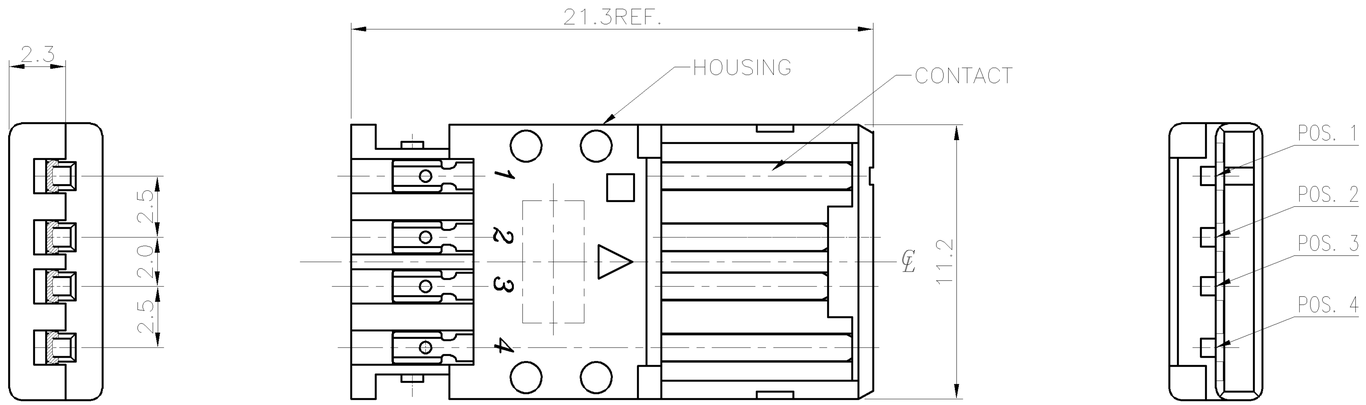

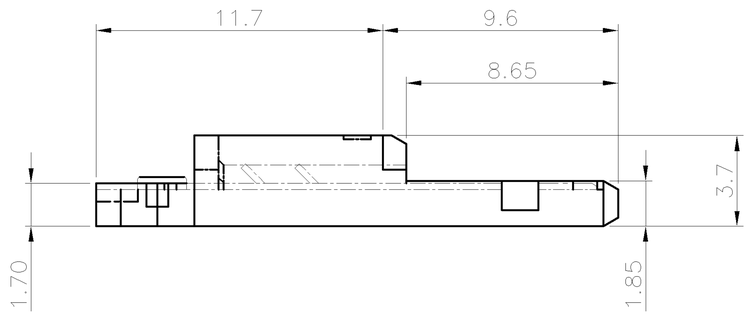

NOTES:
1. MATERIAL:
   HOUSING: THERMOPLASTIC, WITH 30% GLASS FILLED, UL 94V–0 RATED, COLOR: (SEE TABLE)
2. FINISH :
   CONTACT : 5μ" MIN. GOLD PLATED ON CONTACT AREA, 100μ" MIN. MATTE–TIN PLATING ON SOLDERTAILS, 50μ" MIN. NICKEL UNDERPLATED ALL OVER.

HSG. COLOR	PART NUMBER
WHITE	1–1734372–2
BLACK	1–1734372–1

THIS DRAWING IS A CONTROLLED DOCUMENT.

DIMENSIONS: MM

TOLERANCES UNLESS OTHERWISE SPECIFIED:

0 PLC	± –
1 PLC	± 0.35
2 PLC	± 0.25
3 PLC	± 0.15
4 PLC	± –
ANGLES	± 3°

MATERIAL: SEE NOTE

FINISH: SEE NOTE

DWN
CHK
APVD
PRODUCT SPEC —
APPLICATION SPEC —
WEIGHT 0.95 GRAMS

TE Connectivity

NAME: USB OVERMOLD HARDWARE KIT SERIES A, SOLDER PLUG, LONG TYPE

SIZE	CAGE CODE	DRAWING NO	RESTRICTED TO
A3	00779	C–1734372	—

CUSTOMER DRAWING | SCALE — | SHEET 2 OF 7 | REV B

THIS DRAWING IS UNPUBLISHED. RELEASED FOR PUBLICATION –, –.
© COPYRIGHT – BY – ALL RIGHTS RESERVED.

LOC	DIST
DW	–

REVISIONS

P	LTR	DESCRIPTION	DATE	DWN	APVD
		SEE SHEET 1.			

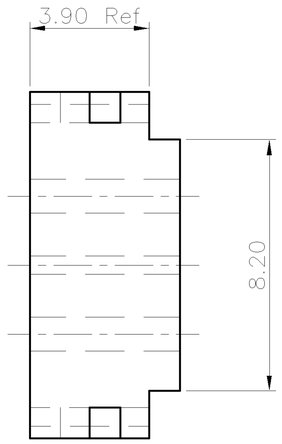

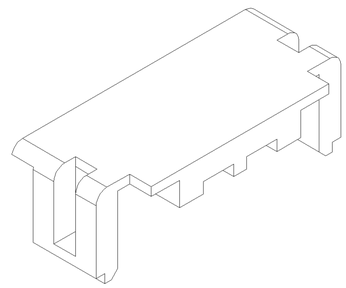

NOTES:
1. MATERIAL:
   COVER: THERMOPLASTIC, WITH 30% GLASS FILLED, UL 94V–0 RATED, COLOR: BLACK

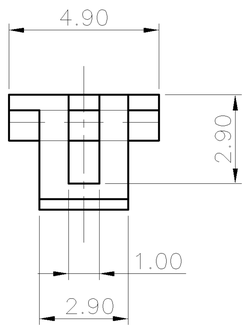

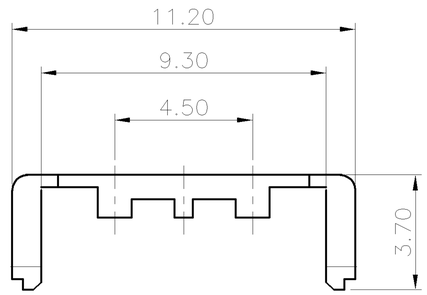

2–1734372–1
PART NUMBER

THIS DRAWING IS A CONTROLLED DOCUMENT.

DIMENSIONS: MM

TOLERANCES UNLESS OTHERWISE SPECIFIED:

0 PLC	± –
1 PLC	± 0.35
2 PLC	± 0.25
3 PLC	± 0.15
4 PLC	± –
ANGLES	± 3°

MATERIAL: SEE NOTE

FINISH: SEE NOTE

DWN
CHK
APVD
PRODUCT SPEC —
APPLICATION SPEC —
WEIGHT 0.08 GRAMS

CUSTOMER DRAWING

TE Connectivity

NAME: USB OVERMOLD HARDWARE KIT SERIES A, SOLDER PLUG, LONG TYPE

SIZE	CAGE CODE	DRAWING NO	RESTRICTED TO
A3	00779	C–1734372	—

SCALE —
SHEET 3 OF 7
REV B

THIS DRAWING IS UNPUBLISHED. RELEASED FOR PUBLICATION –, –.
© COPYRIGHT – BY – ALL RIGHTS RESERVED.

LOC	DIST
DW	–

REVISIONS

P	LTR	DESCRIPTION	DATE	DWN	APVD
		SEE SHEET 1.			

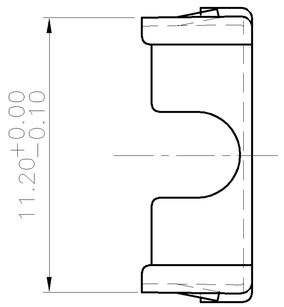

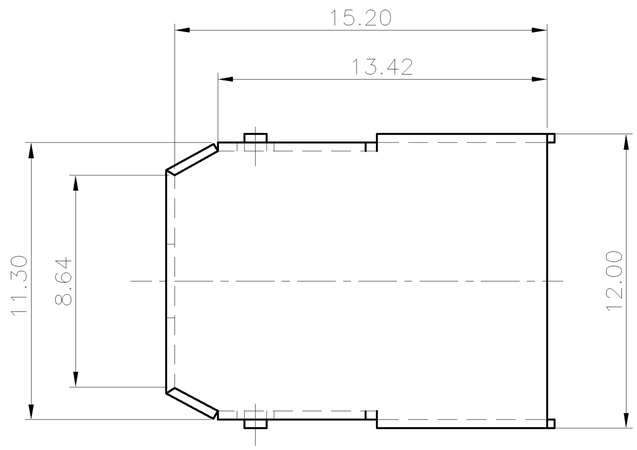

NOTES:
1. MATERIAL:
   BACK SHELL: SPCC STEEL, THECKNESS=0.35±0.015mm.
2. FINISH :
   BACK SHELL: 120μ" MIN NICKEL PLATED OVER 100μ" MIN. Cu UNDERPLATED ALL OVER.

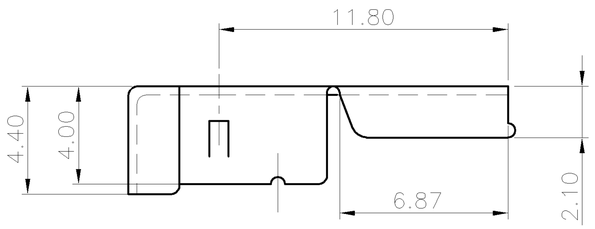

3–1734372–1
PART NUMBER

THIS DRAWING IS A CONTROLLED DOCUMENT.

DIMENSIONS: MM

TOLERANCES UNLESS OTHERWISE SPECIFIED:

0 PLC	± –
1 PLC	± 0.35
2 PLC	± 0.25
3 PLC	± 0.15
4 PLC	± –
ANGLES	± 3°

MATERIAL: SEE NOTE

FINISH: SEE NOTE

DWN
CHK
APVD
PRODUCT SPEC —
APPLICATION SPEC —
WEIGHT 0.78 GRAMS

TE Connectivity

NAME: USB OVERMOLD HARDWARE KIT SERIES A, SOLDER PLUG, LONG TYPE

SIZE	CAGE CODE	DRAWING NO	RESTRICTED TO
A3	00779	C–1734372	—

CUSTOMER DRAWING | SCALE — | SHEET 4 OF 7 | REV B

THIS DRAWING IS UNPUBLISHED. RELEASED FOR PUBLICATION –, –.
© COPYRIGHT – BY – ALL RIGHTS RESERVED.

LOC	DIST
DW	–

REVISIONS

P	LTR	DESCRIPTION	DATE	DWN	APVD
		SEE SHEET 1.			

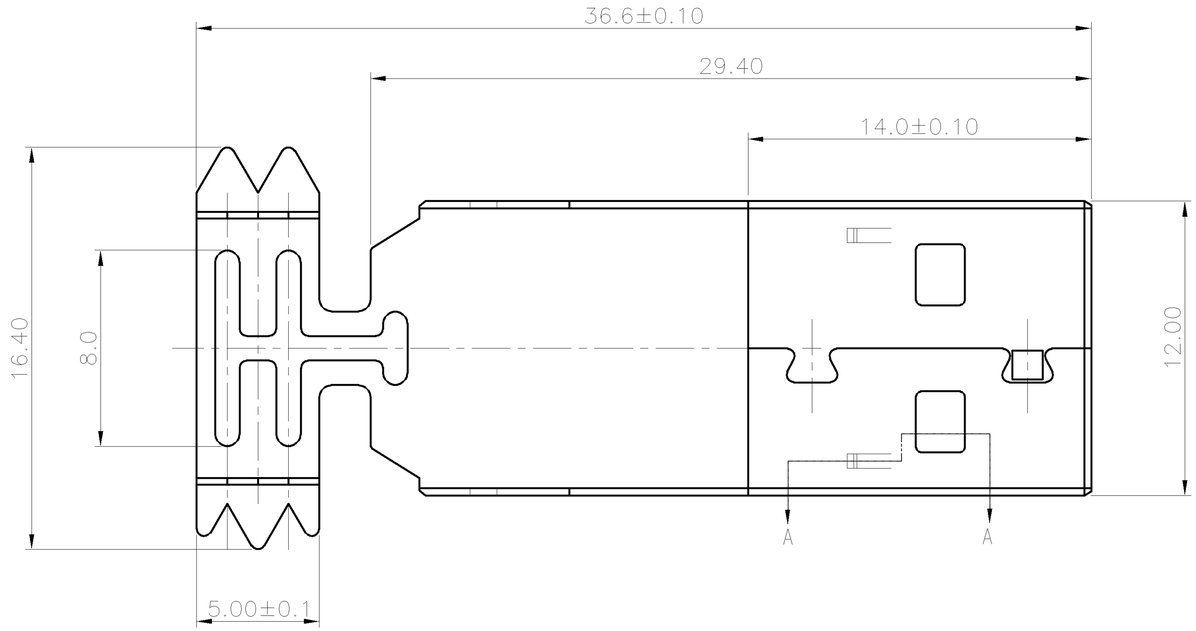

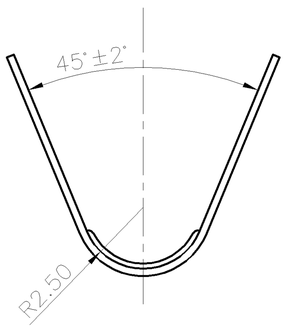

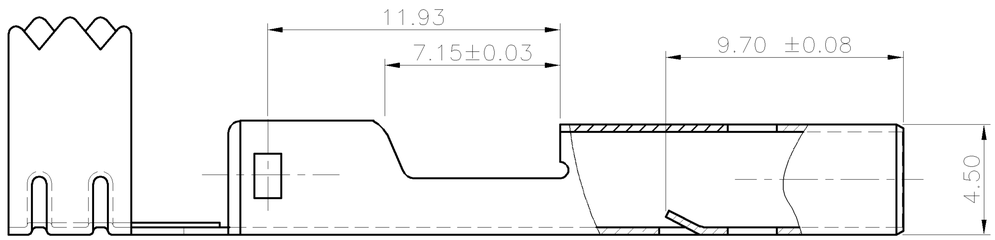

SECTION A–A

NOTES:
1. MATERIAL:
   FRONT SHELL: SPCC STEEL, THECKNESS=0.35±0.015mm.
2. FINISH :
   FRONT SHELL: 120μ" MIN NICKEL PLATED OVER 100μ" MIN. Cu UNDERPLATED ALL OVER.

4–1734372–1
PART NUMBER

THIS DRAWING IS A CONTROLLED DOCUMENT.

DIMENSIONS: MM

TOLERANCES UNLESS OTHERWISE SPECIFIED:

0 PLC	± –
1 PLC	± 0.35
2 PLC	± 0.25
3 PLC	± 0.15
4 PLC	± –
ANGLES	± 3°

MATERIAL: SEE NOTE

FINISH: SEE NOTE

DWN
CHK
APVD
PRODUCT SPEC: —
APPLICATION SPEC: —
WEIGHT: 2.05 GRAMS

TE Connectivity

NAME: USB OVERMOLD HARDWARE KIT SERIES A, SOLDER PLUG, LONG TYPE

SIZE	CAGE CODE	DRAWING NO	RESTRICTED TO
A3	00779	C–1734372	—

CUSTOMER DRAWING | SCALE — | SHEET 5 OF 7 | REV B

THIS DRAWING IS UNPUBLISHED. RELEASED FOR PUBLICATION –, –.
© COPYRIGHT – BY – ALL RIGHTS RESERVED.

LOC	DIST
DW	–

REVISIONS

P	LTR	DESCRIPTION	DATE	DWN	APVD
		SEE SHEET 1.			

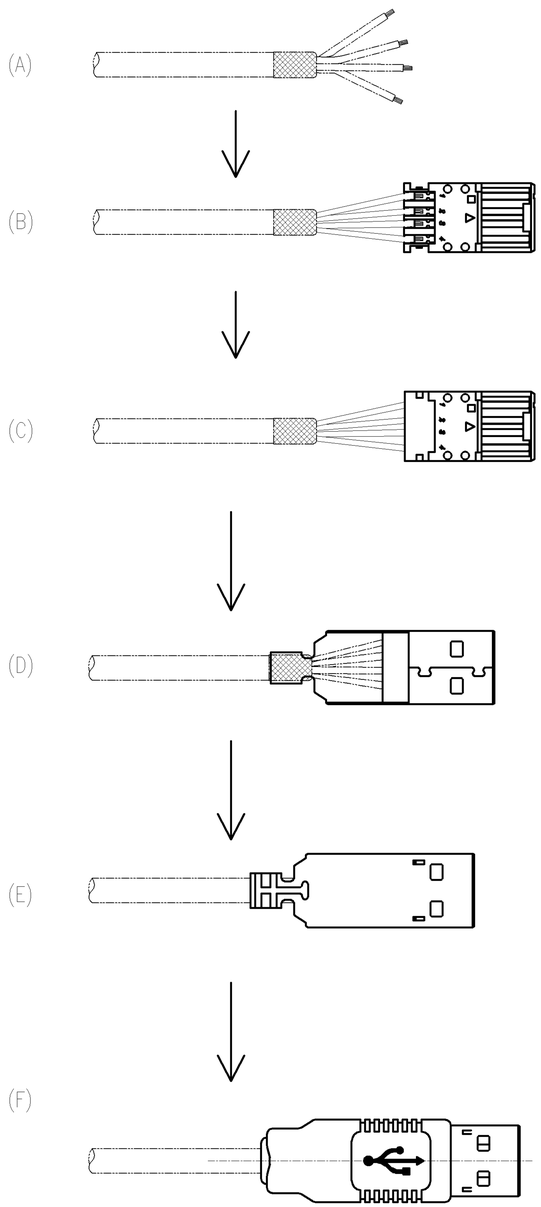

ASSEMBLY PROCESS
SCALE 1:1

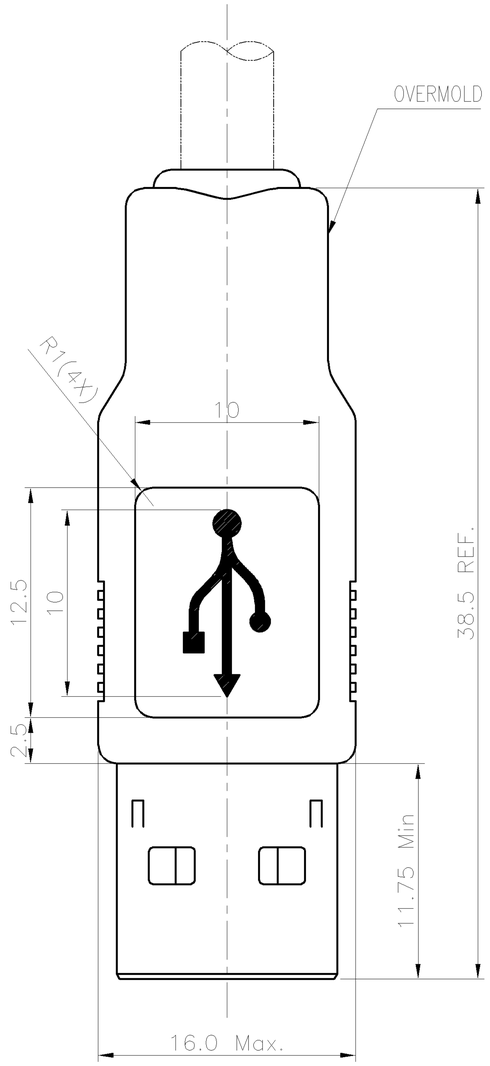

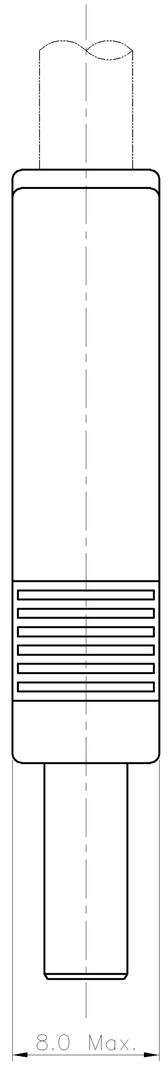

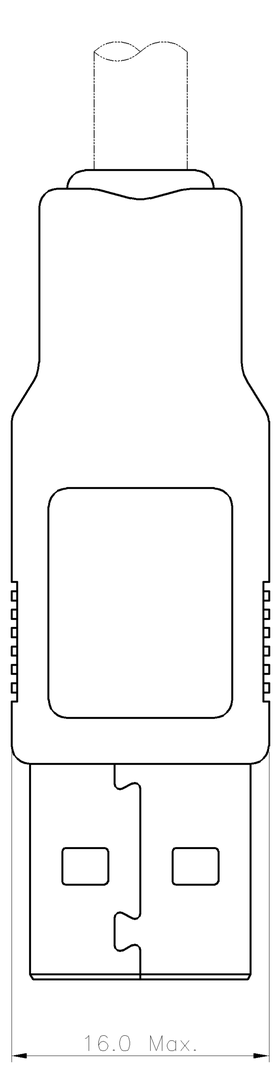

RECOMMENDED OVERMOLD DIMENSION

THIS DRAWING IS A CONTROLLED DOCUMENT.

DIMENSIONS: MM

TOLERANCES UNLESS OTHERWISE SPECIFIED:

0 PLC	± –
1 PLC	± 0.35
2 PLC	± 0.25
3 PLC	± 0.15
4 PLC	± –
ANGLES	± 3°

MATERIAL: SEE NOTE

FINISH: SEE NOTE

DWN
CHK
APVD
PRODUCT SPEC: —
APPLICATION SPEC: —
WEIGHT: —

TE Connectivity

NAME: USB OVERMOLD HARDWARE KIT SERIES A, SOLDER PLUG, LONG TYPE

SIZE	CAGE CODE	DRAWING NO	RESTRICTED TO
A3	00779	C-1734372	—

CUSTOMER DRAWING | SCALE — | SHEET 6 OF 7 | REV B

THIS DRAWING IS UNPUBLISHED. RELEASED FOR PUBLICATION –, –.
© COPYRIGHT – BY – ALL RIGHTS RESERVED.

LOC	DIST
DW	–

REVISIONS

P	LTR	DESCRIPTION	DATE	DWN	APVD
		SEE SHEET 1.			

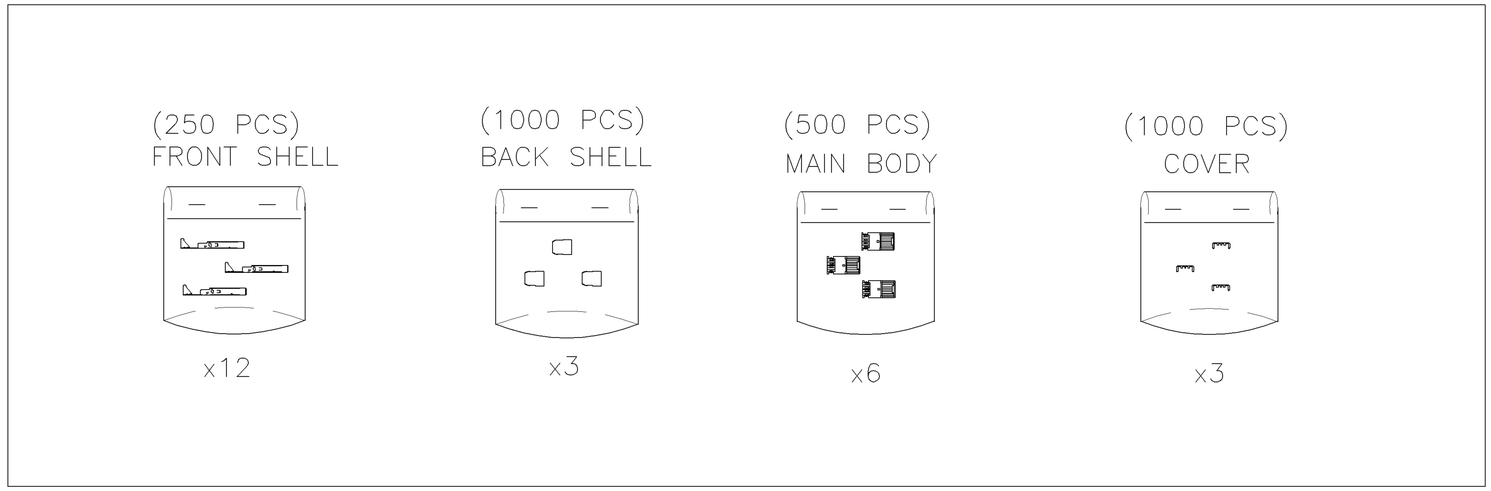

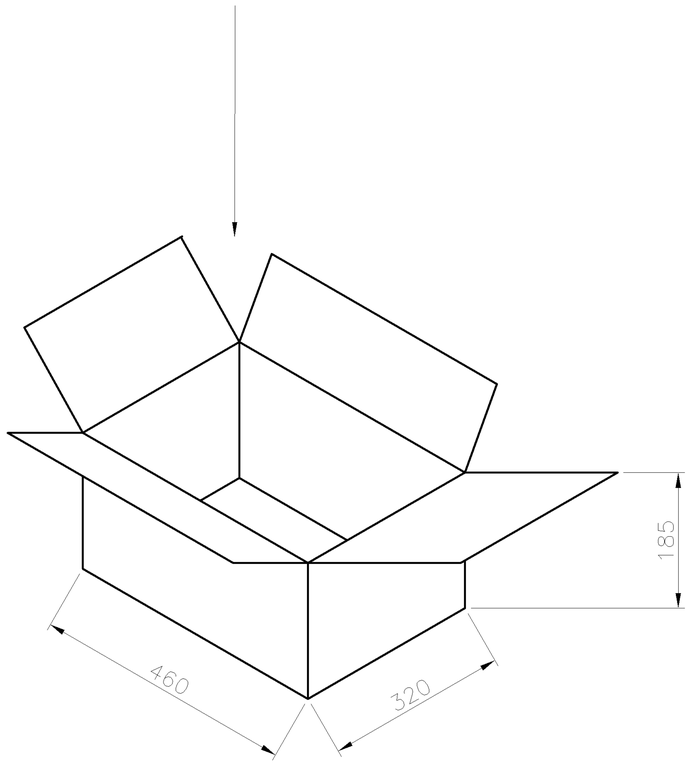

NOTES:
1. MATERIAL:
   SHIPPING BOX : CORRUGATED FIBER.
2. DIMENSION :
   BAG : L=300mm , W=185mm , THICKNESS=0.1mm
   SHIPPING BOX : L=320 , W=460 , H=185
3. QUANTITY :
   FRONT SHELL PACKING : 250 PCS/BAG
   BACK SHELL PACKING : 1000 PCS/BAG
   MAIN BODY PACKING : 500 PCS/BAG
   COVER PACKING : 1000 PCS/BAG
   SECONARY PACKING : 3000 SETS/SHIPPING BOX
4. WEGHT :
   NET WIGHT : 11.70 KG/SHIPPING BOX
   GROSS WIGHT : 12.50 KG/SHIPPING BOX

3000 PCS	3000 PCS	3000 PCS	3000 PCS	12.50	11.70
FRONT SHELL	BACK SHELL	COVER	HOUSING	G/W (Kg)	N/W (Kg)

THIS DRAWING IS A CONTROLLED DOCUMENT.

DIMENSIONS: MM

TOLERANCES UNLESS OTHERWISE SPECIFIED:
0 PLC ± –
1 PLC ± –
2 PLC ± –
3 PLC ± –
4 PLC ± –
ANGLES ± –

MATERIAL –

FINISH –

DWN
CHK
APVD
PRODUCT SPEC —
APPLICATION SPEC —
WEIGHT —

TE Connectivity

NAME
USB OVERMOLD HARDWARE KIT
SERIES A, SOLDER PLUG,
LONG TYPE

SIZE	CAGE CODE	DRAWING NO	RESTRICTED TO
A3	00779	C-1734372	—

CUSTOMER DRAWING | SCALE — | SHEET 7 OF 7 | REV B

Общество с ограниченной ответственностью «МосЧип» ИНН 7719860671 / КПП 771901001
Адрес: 105318, г.Москва, ул.Щербаковская д.3, офис 1107

Данный компонент на территории Российской Федерации

Вы можете приобрести в компании MosChip.

Для оперативного оформления запроса Вам необходимо перейти по данной ссылке:

http://moschip.ru/get-element

Вы можете разместить у нас заказ для любого Вашего проекта, будь то серийное производство или разработка единичного прибора.

В нашем ассортименте представлены ведущие мировые производители активных и пассивных электронных компонентов.

Нашей специализацией является поставка электронной компонентной базы двойного назначения, продукции таких производителей как XILINX, Intel (ex.ALTERA), Vicor, Microchip, Texas Instruments, Analog Devices, Mini-Circuits, Amphenol, Glenair.

Сотрудничество с глобальными дистрибьюторами электронных компонентов, предоставляет возможность заказывать и получать с международных складов практически любой перечень компонентов в оптимальные для Вас сроки.

На всех этапах разработки и производства наши партнеры могут получить квалифицированную поддержку опытных инженеров.

Система менеджмента качества компании отвечает требованиям в соответствии с ГОСТ Р ИСО 9001, ГОСТ РВ 0015-002 и ЭС РД 009

Офис по работе с юридическими лицами:

105318, г.Москва, ул.Щербаковская д.3, офис 1107, 1118, ДЦ «Щербаковский»

Телефон: +7 495 668-12-70 (многоканальный)

Факс: +7 495 668-12-70 (доб.304)

E-mail: info@moschip.ru

Skype отдела продаж:
moschip.ru
moschip.ru_4
moschip.ru_6
moschip.ru_9