


Power Relay F7

- Pin assignment similar to ISO 7588 part 1
- Customized versions on request
 - 24VDC versions with contact gap >0.8mm
 - Integrated components (e.g. resistor, diode)
 - Customized marking/color
 - Special covers (e.g. notches, release features, brackets)

Typical applications

Cross carline up to 70A for example: ABS control, cooling fan, energy management, engine control, glow plug, heated front screen, ignition, lamps: front, rear, fog light, main switch/supply relay.



F134J_a_bw

Contact Data

Contact arrangement	1 form A, 1 NO	1 form A, 1 NO	1 form A, 1 NO
Contact gap	–	–	>0.8mm
Rated voltage	12VDC	24VDC	24VDC ¹⁾
Limiting continuous current			
23°C	70A	70A	70A
85°C	50A	50A	50A
125°C	30A	30A	30A
Limiting making current ²⁾	240A	240A	240A
Limiting breaking current	70A	25A	40A
Limiting short-time current overload current, ISO 8820-3 ³⁾		1.35 x 50A, 1800s 2.00 x 50A, 5s 3.50 x 50A, 0.5s 6.00 x 50A, 0.2s	
Jump start test, ISO 16750-1		24VDC for 5min, conducting nominal current at 23°C	
Contact material		Silver based	
Min. recommended contact load ⁴⁾		1A at 5VDC	
Initial voltage drop, form A (NO) contact at 10A, typ./max.		10/300mV	
Frequency of operation at nominal load		6 ops./min (0.1Hz)	
Operate/release time typ.		7/2ms ⁵⁾	
Electrical endurance ⁶⁾			
resistive load at 14VDC	>1x10 ⁵ ops. 70A	–	–
resistive load at 28VDC	>2x10 ⁵ ops. 50A	–	–
resistive load at 24VDC	–	>1x10 ⁵ ops. 25A	>1x10 ⁵ ops. 40A

Contact Data (continued)

Mechanical endurance	>1x10 ⁶ ops.
1) Special high performance 24VDC version with contact gap >0.8mm.	
2) The values apply to a resistive or inductive load with suitable spark suppression and at maximum 14VDC for 12VDC or 28VDC for 24VDC load voltages. For a load current duration of maximum 3s for a make/break ratio of 1:10.	
3) Current and time are compatible with circuit protection by a typical automotive fuse. Relay will make, carry and break the specified current.	
4) See chapter Diagnostics of Relays in our Application Notes or consult the internet at http://relays.te.com/appnotes/	
5) For unsuppressed relay coil. Any parallel device to the coil will increase the release time.	
6) Electrical endurance data is not valid for diode versions. Any diode or pn-junction parallel to the coil (internal or external) will significantly decrease the electrical lifetime, especially when used for inductive loads.	

Coil Data

Rated coil voltage	12VDC, 24VDC
--------------------	--------------

Coil versions, DC coil

Coil code	Rated voltage VDC	Operate voltage VDC	Release voltage VDC	Coil resistance ⁷⁾ Ω±10%	Rated coil power ⁷⁾ W
052	12	7.2	1.6	90	1.6
053	24	14.4	3.2	324	1.8
065	24	14.4	2.4	288	2.0
165	24	16.0	4.0	288	2.0

7) Without components in parallel.

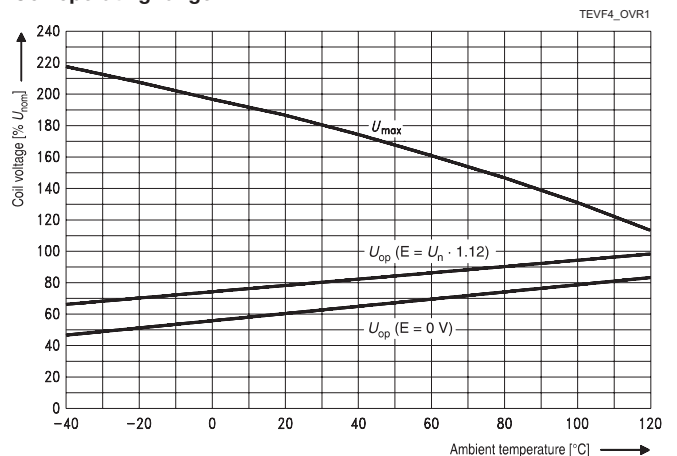
All figures are given for coil without pre-energization, at ambient temperature +23°C.

Max. DC load breaking capacity



Load limit curve: safe shutdown, no stationary arc/make contact.
Load limit curve measured with low inductive resistors verified for 1000 switching events.

Coil operating range



Does not take into account the temperature rise due to the contact current
E = pre-energization.

Power Relay F7 (Continued)

Insulation Data

Initial dielectric strength	
between open contacts	500V _{rms}
between contact and coil	500V _{rms}
between adjacent contacts	500V _{rms}
Load dump test	
ISO 7637-1 (12VDC), test pulse 5	V _s =+86.5VDC
ISO 7637-2 (24VDC), test pulse 5	V _s =+200VDC

Other Data

EU RoHS/ELV compliance	compliant
Protection to heat and fire according UL-94	HB or better ⁸⁾
Ambient temperature	-40 to 125°C
Climatic cycling with condensation EN ISO 6988	6 cycles, storage 8/16h
Temperature cycling, IEC 60068-2-14, Nb	10 cycles, -40/+85°C (5°C/min)
Damp heat cyclic, IEC 60068-2-30, Db, Variant 1	6 cycles, upper air temp. 55°C
Damp heat constant, IEC 60068-2-3, Ca	56 days
Category of environmental protection, IEC 61810	RTI – dustproof
Degree of protection, IEC 60529	IP54 (dustproof)
Corrosive gas	
IEC 60068-2-42	10±2cm ³ /m ³ SO ₂ , 10 days
IEC 60068-2-43	1±0.3cm ³ /m ³ H ₂ S, 10 days
Vibration resistance (functional) IEC 60068-2-6 (sine sweep)	10 to 500Hz, min. 5g ⁹⁾

Other Data (continued)

Shock resistance (functional) IEC 60068-2-27 (half sine)	6ms, min. 30g. ⁹⁾
Drop test, free fall IEC 60068-2-32	1m onto concrete
Terminal type	plug-in, QC/ PCB
Cover retention	
pull force	150N
push force	200N
Terminal retention	
pull force	150N
push force	150N
resistance to bending	10N ¹⁰⁾
force applied to side	10N ¹⁰⁾
torque	0.3Nm
Weight	approx. 38g (1.3oz)
Resistance to soldering heat THT IEC 60068-2-20	260°C, 10s
Packaging unit	
plug-in:	210 pcs.
plug-in with bracket:	208 pcs.
PCB	315 pcs.

8) Refers to used materials.

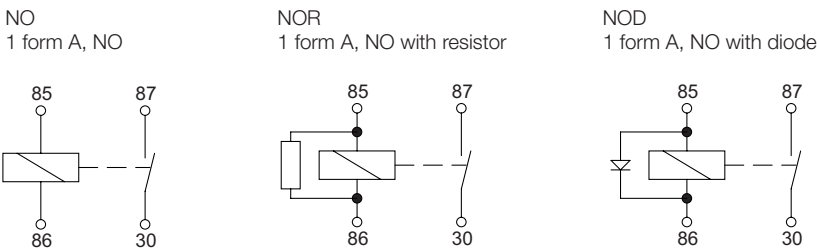
9) No change in the switching state >10µs. Valid for NC contacts, NO contact values significantly higher.

10) Values apply 2mm from the end of the terminal. When the force is removed, the terminal must not have moved by more than 0.3mm.

Accessories

For details see datasheet Connectors for Maxi ISO Relays

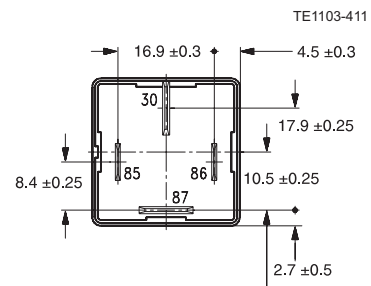
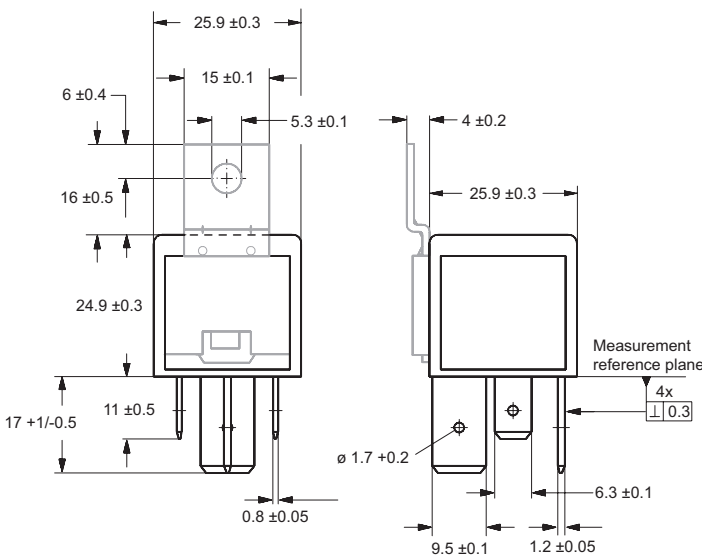
Terminal Assignment



Dimensions

Power Relay F7 with quick connect terminals similar to ISO 8092-1

View of the terminals (bottom view)



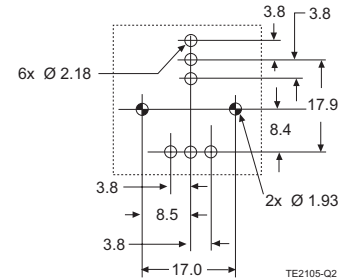
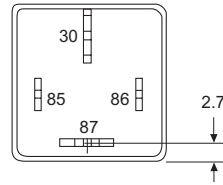
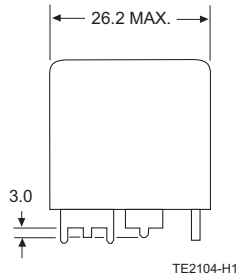
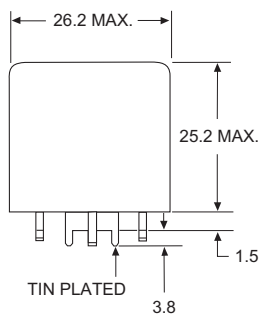
Power Relay F7 (Continued)

Dimensions (continued)

Power Relay F7 with PCB terminals

View of the terminals (bottom view)

Mounting hole layout (bottom view)



Product code structure

Typical product code **V23134 -J 0 052 -D642**

Type	V23134 Power Relay F	
Contact arrangement	J 1 form A, 1 NO	
Cover	0 Standard	1 Bracket at terminal 30 ISO
	2 Bracket near terminal 86 ISO	
Coil	052 12VDC	053 24VDC
	165 24VDC	065 24VDC
Terminal/arrangement	D642 Plug-in/NO	
	Xnnn Customized (nnn: version number)	

Production in Europe (only)

Product code	Arrangement	Cover	Coil suppl.	Circuit ¹⁾	Coil	Contact mat.	Terminals	Part number
V23134-J0052-D642	1 form A, 1 NO	Standard		NO	12VDC	Silver based	Plug-in, QC	7-1393303-3
V23134-J0052-X429			Resistor 680Ω	NOR				1-1414147-0
V23134-J0052-X439			Diode (cathode 86)	NOD				1-1414286-0
V23134-J0052-X455			Resistor 470Ω	NOR			PCB	1-1414610-0
V23134-J0052-X511				NO				3-1415001-2
V23134-J0052-X461 ³⁾			Resistor 560Ω	NOR			Plug-in, QC	1-1414469-0
V23134-J0053-D642				NO	24VDC			9-1393303-7
V23134-J0065-X497 ⁴⁾							PCB	3-1414937-3
V23134-J0165-X537 ²⁾³⁾			Resistor 1200Ω	NOR			Plug-in, QC	3-1904117-4
V23134-J1052-D642		Bracket		NO	12VDC			0-1393304-9
V23134-J1052-X281			Resistor 560Ω	NOR				1-1393304-0
V23134-J1053-D642				NO	24VDC			1-1393304-1
V23134-J2165-X538 ²⁾³⁾			Resistor 1200Ω	NOR				3-1904117-5

1) See terminal assignment diagrams.
 2) Special feature: contact gap >0.8mm.
 3) Special feature: 14.5mm load terminals.
 4) Packed in tray with 300 pcs. per unit.
 Other types on request.
 This list represents the most common types and does not show all variants covered by this datasheet.

Production in Asia (only)

Product code	Arrangement	Cover	Coil suppl.	Circuit ¹⁾	Coil	Contact mat.	Terminals	Part number
V23134-J0052-D642	1 form A, 1 NO	Standard		NO	12VDC	Silver based	Plug-in, QC	7-1904094-7
V23134-J0052-X429			Resistor 680Ω	NOR				7-1904094-8
V23134-J0052-X439			Diode (cathode 86)	NOD				7-1904094-9
V23134-J0052-X461 ³⁾			Resistor 560Ω	NOR				8-1904094-0
V23134-J0053-D642				NO	24VDC			8-1904094-3

1) See terminal assignment diagrams.
 2) Special feature: contact gap >0.8mm.
 3) Special feature: 14.5mm load terminals.
 Other types on request.
 This list represents the most common types and does not show all variants covered by this datasheet.

Данный компонент на территории Российской Федерации

Вы можете приобрести в компании MosChip.

Для оперативного оформления запроса Вам необходимо перейти по данной ссылке:

<http://moschip.ru/get-element>

Вы можете разместить у нас заказ для любого Вашего проекта, будь то серийное производство или разработка единичного прибора.

В нашем ассортименте представлены ведущие мировые производители активных и пассивных электронных компонентов.

Нашей специализацией является поставка электронной компонентной базы двойного назначения, продукции таких производителей как XILINX, Intel (ex.ALTERA), Vicor, Microchip, Texas Instruments, Analog Devices, Mini-Circuits, Amphenol, Glenair.

Сотрудничество с глобальными дистрибьюторами электронных компонентов, предоставляет возможность заказывать и получать с международных складов практически любой перечень компонентов в оптимальные для Вас сроки.

На всех этапах разработки и производства наши партнеры могут получить квалифицированную поддержку опытных инженеров.

Система менеджмента качества компании отвечает требованиям в соответствии с ГОСТ Р ИСО 9001, ГОСТ РВ 0015-002 и ЭС РД 009

Офис по работе с юридическими лицами:

105318, г.Москва, ул.Щербаковская д.3, офис 1107, 1118, ДЦ «Щербаковский»

Телефон: +7 495 668-12-70 (многоканальный)

Факс: +7 495 668-12-70 (доб.304)

E-mail: info@moschip.ru

Skype отдела продаж:

moschip.ru

moschip.ru_4

moschip.ru_6

moschip.ru_9