

Part Number: 9677282009  
 Frequency Range: Power Applications  
 Description: 77 BOBBIN 3PC. ASSEMBLY  
 Application: Inductive Components  
 Where Used: Open Magnetic Circuit  
 Part Type: Bobbins

## Mechanical Specifications

Weight: 33.000 (g)

## Part Type Information

Bobbins are an economical and well-proven core design for many applications where relatively low but stable inductance values are required.

-For higher frequency designs, use small bobbins in 43 material.

-For power applications, bobbins in 77 material are specified for AL and dc bias limits.


-Bobbins in Figures 2-5 can be supplied with a uniform coating of thermo-set plastic coating which can withstand a minimum breakdown of 500Vrms. This coating will change the dimensions a maximum of 0.5mm (.020"). The last digit of the thermo-set plastic coated part is an '8'.

-The listed dimensions are for assembled bobbins without thermo-set plastic.

-Bobbins are tested for AL value at 1kHz < 10 gauss.

-For any bobbin requirement not listed in the catalog, please contact our customer service group for availability and pricing.

-Explanation of Part Numbers: Digits 1&2 = product class, 3&4 = material grade, last digit 8 = coated bobbin.



## Mechanical Specifications

Dim	mm	mm tol	nominal inch	inch misc.
A	28.00	±0.70	1.102	-
B	20.00	±0.70	0.788	-
C	-	-	-	-
D	12.50	±0.30	0.492	-
E	-	-	-	-
F	17.00	±0.40	0.670	-
G	3.00	±0.30	0.118	-
H	4.20	±0.15	0.165	-
J	-	-	-	-
K	-	-	-	-

## Electrical Specifications

Typical Impedance (Ω)	

Electrical Properties	
$A_L$ (nH)	100 ±10%
$A_L$ min. @ NI (At)	86 - 470
N/AWG	40/18
$A_w$ (cm <sup>2</sup> )	.69

## Land Patterns

V	W ref	X	Y	Z
-	-	-	-	-
-	-	-	-	-

## Winding Information

Turns	Wire	1st Wire	2nd Wire
Tested	Size	Length	Length
-	-	-	-

## Reel Information

Tape Width	Pitch	Parts 7 "	Parts 13 "	Parts 14 "
mm	mm	Reel	Reel	Reel
-	-	-	-	-

## Package Size

Pkg Size
- (-)

## Connector Plate

# Holes	# Rows
-	-

### Legend

+ Test frequency

Preferred parts, the suggested choice for new designs, have shorter lead times and are more readily available.

The column H(Oe) gives for each bead the calculated dc bias field in oersted for 1 turn and 1 ampere direct current. The actual dc H field in the application is this value of H times the actual NI (ampere-turn) product. For the effect of the dc bias on the impedance of the bead material, see figures 18-23 in the application note How to choose Ferrite Components for EMI Suppression.

A ½ turn is defined as a single pass through a hole.

$\sum l/A$  - Core Constant

$A_e$  - Effective Cross-Sectional Area

$A_L$  - Inductance Factor ( $\frac{L}{N^2}$ )

N/AWG - Number of Turns/Wire Size for Test Coil

$l_e$  - Effective Path Length

$V_e$  - Effective Core Volume

NI - Value of dc Ampere-turns



## Ferrite Material Constants

Specific Heat .....	0.25 cal/g/°C
Thermal Conductivity .....	<b>3.5 - 4.5 mW/cm - °C</b>
Coefficient of Linear Expansion .....	8 - 10x10 <sup>-6</sup> /°C
Tensile Strength .....	4.9 kgf/mm <sup>2</sup>
Compressive Strength .....	42 kgf/mm <sup>2</sup>
Young's Modulus .....	15x10 <sup>3</sup> kgf/mm <sup>2</sup>
Hardness (Knoop) .....	650
Specific Gravity .....	≈ 4.7 g/cm <sup>3</sup>

*The above quoted properties are typical for Fair-Rite MnZn and NiZn ferrites.*

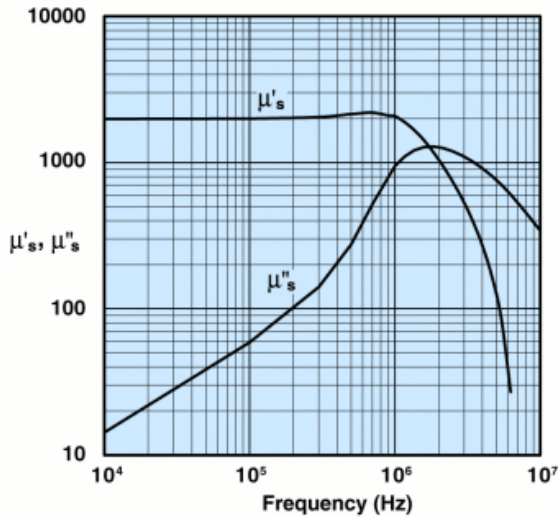
See next page for further material specifications.



**77 Material Characteristics:**

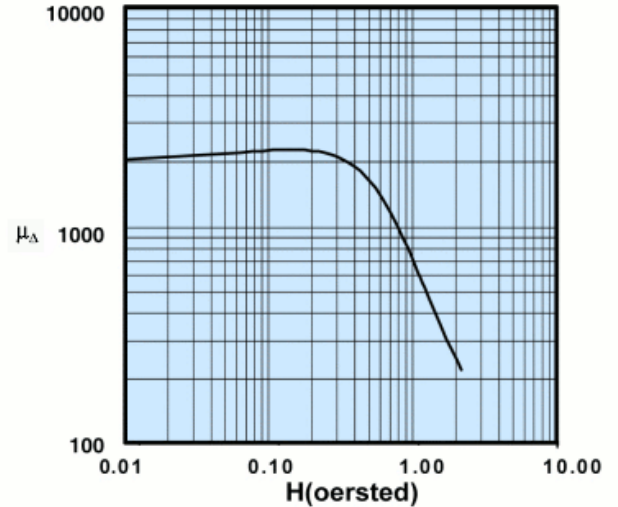
Property	Unit	Symbol	Value
Initial Permeability @ B < 10 gauss		$\mu_i$	2000
Flux Density @ Field Strength	gauss oersted	B H	4900 5
Residual Flux Density	gauss	$B_r$	1800
Coercive Force	oersted	$H_c$	0.30
Loss Factor @ Frequency	$10^{-6}$ MHz	$\tan \delta \mu_i$	15 0.1
Temperature Coefficient of Initial Permeability (20 -70°C)	%/°C		0.7
Curie Temperature	°C	$T_c$	>200
Resistivity	$\Omega$ cm	$\rho$	$1 \times 10^2$

**Complex Permeability vs. Frequency**

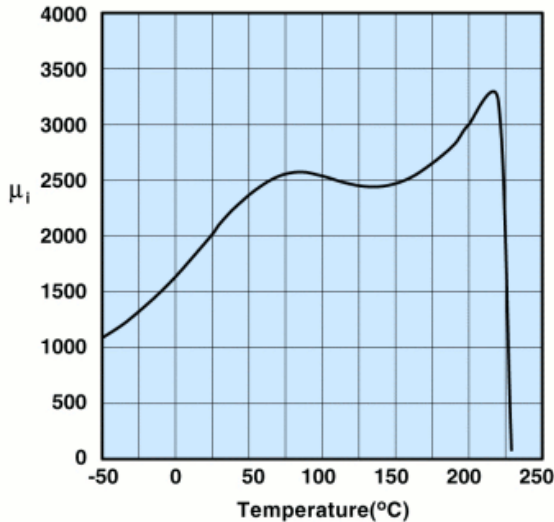


Measured on an 18/10/6mm toroid using the HP 4284A and the HP 4291A.

**Incremental Permeability vs. H**

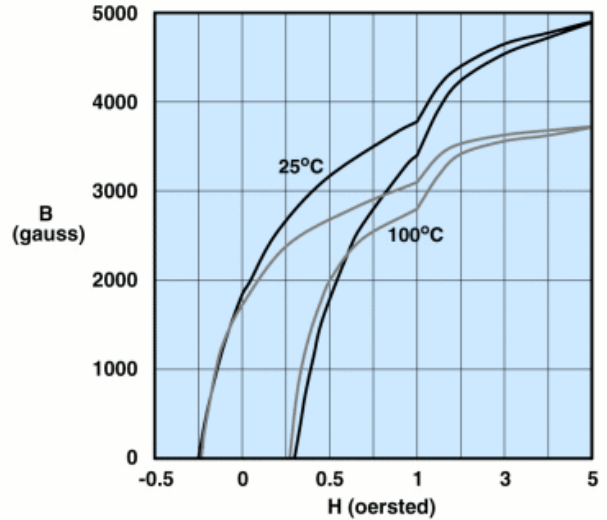


**Initial Permeability vs. Temperature**



Measured on an 18/10/6mm toroid at 100kHz.

**Hysteresis Loop**



Measured on an 18/10/6mm toroid at 10kHz.



# Fair-Rite Products Corp. Your Signal Solution®

Ferrite Components for the Electronics Industry

Fair-Rite Products Corp. PO Box J, One Commercial Row, Wallkill, NY 12589-0288  
Phone: (888) 324-7748 www.fair-rite.com

Fair-Rite Product's Catalog  
Part Data Sheet, 9677282009  
Printed: 2013-07-03



### Amplitude Permeability vs. Flux Density



Measured on an 18/10/6mm toroid at 10kHz.

### Power Loss Density vs. Flux Density



Measured on an 18/10/6mm toroid using the Clarke Hess 258 VAW at 100°C

### Power Loss Density vs. Temperature



Measured on an 18/10/6mm toroid using the Clarke Hess 258 VAW.

### Flux Density vs. Temperature



Measured on an 18/10/6mm toroid at 10kHz and H=5 oersted.

## Данный компонент на территории Российской Федерации

### Вы можете приобрести в компании MosChip.

Для оперативного оформления запроса Вам необходимо перейти по данной ссылке:

<http://moschip.ru/get-element>

Вы можете разместить у нас заказ для любого Вашего проекта, будь то серийное производство или разработка единичного прибора.

В нашем ассортименте представлены ведущие мировые производители активных и пассивных электронных компонентов.

Нашей специализацией является поставка электронной компонентной базы двойного назначения, продукции таких производителей как XILINX, Intel (ex.ALTERA), Vicor, Microchip, Texas Instruments, Analog Devices, Mini-Circuits, Amphenol, Glenair.

Сотрудничество с глобальными дистрибьюторами электронных компонентов, предоставляет возможность заказывать и получать с международных складов практически любой перечень компонентов в оптимальные для Вас сроки.

На всех этапах разработки и производства наши партнеры могут получить квалифицированную поддержку опытных инженеров.

Система менеджмента качества компании отвечает требованиям в соответствии с ГОСТ Р ИСО 9001, ГОСТ РВ 0015-002 и ЭС РД 009

### Офис по работе с юридическими лицами:

105318, г.Москва, ул.Щербаковская д.3, офис 1107, 1118, ДЦ «Щербаковский»

Телефон: +7 495 668-12-70 (многоканальный)

Факс: +7 495 668-12-70 (доб.304)

E-mail: [info@moschip.ru](mailto:info@moschip.ru)

Skype отдела продаж:

moschip.ru

moschip.ru\_4

moschip.ru\_6

moschip.ru\_9