


80 Watts

VFT Series



- Low Cost
- Single Outputs from 5 V to 24 V
- Peak Load Capability
- High Efficiency
- <0.5 W No Load Input Power
- 2"x 4" Package
- Fits 1U Applications

Specification

Input

Input Voltage	• 85-264 VAC
Input Frequency	• 47-63 Hz
Input Current	• 2 A max at 115 VAC, 1 A max at 230 VAC
Inrush Current	• 85 A max at 230 VAC, cold start 25 °C
Earth Leakage Current	• 500 µA max at 264 VAC / 60 Hz
Power Factor	• EN61000-3-2, class A
No Load Input Power	• <0.5 W max
Input Protection	• Internal T3.15A/250 V fuse in line

Output

Output Voltage	• See table
Output Voltage Trim	• None
Initial Set Accuracy	• ±2% at 50% load
Minimum Load	• No minimum load requirement
Start Up Delay	• 2 s max
Start Up Rise Time	• 8 ms typical
Hold Up Time	• 8 ms typical at full load and 115 VAC
Line Regulation	• ±0.5% max
Load Regulation	• ±1.0% max (see note 1)
Transient Response	• 4% maximum deviation, recovering to less than 1% within 500 µs for 50% step load
Ripple & Noise	• 1% max pk-pk (see note 2)
Overvoltage Protection	• See table
Overload Protection	• 110-180%
Short Circuit Protection	• Trip and restart (hiccup mode)
Temperature Coefficient	• 0.02%/°C
Remote Sense	• Fitted to 5 V version compensates for 0.5 V total voltage drop

General

Efficiency	• See table
Isolation	• 3000 VAC Input to Output 1500 VAC Input to Ground 500 VDC Output to Ground
Switching Frequency	• 60 kHz ± 10 kHz
MTBF	• >320 kHrs to Bell Core iss. 6

Environmental

Operating Temperature	• -10 °C to +70 °C derate from 100% load at 50 °C to 50% load at 70 °C
Cooling	• VFT80US05: convection-cooled 40 W, forced-cooled 60 W with 10 CFM VFT80US12-24: convection-cooled 60 W, forced-cooled 80 W with 10 CFM
Operating Humidity	• 5% to 90% RH, non condensing
Operating Altitude	• 2000 m
Storage Temperature	• -40 °C to +85 °C
Shock	• IEC68-2-6, 30 g, 11 mins half sine, 3 times in each of 6 axes
Vibration	• IEC68-2-27, 10-500Hz, 2 g 10 mins / sweep. 60 mins for each of 3 axes

EMC & Safety

Emissions	• EN55032, level B conducted & radiated
Harmonic Currents	• EN61000-3-2 class A
Voltage Flicker	• EN61000-3-3
ESD Immunity	• EN61000-4-2, ±8 kV air, ±4 kV contact, Perf Criteria A
Radiated Immunity	• EN61000-4-3, 3 V/m, Perf Criteria A
EFT/Burst	• EN61000-4-4, level 2, Perf Criteria A
Surge	• EN61000-4-5, installation class 3, Perf Criteria A
Conducted Immunity	• EN61000-4-6, 3 V, Perf Criteria A
Dips & Interruptions	• EN61000-4-11, 30% 10 ms, 60%, 100 ms, 100%, 5000 ms Perf Criteria A, B, B
Safety Approvals	• UL60950-1, IEC60950-1, EN60950-1, UL62368-1, EN62368-1, IEC62368-1

Models and Ratings

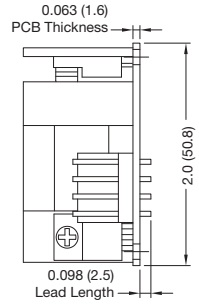
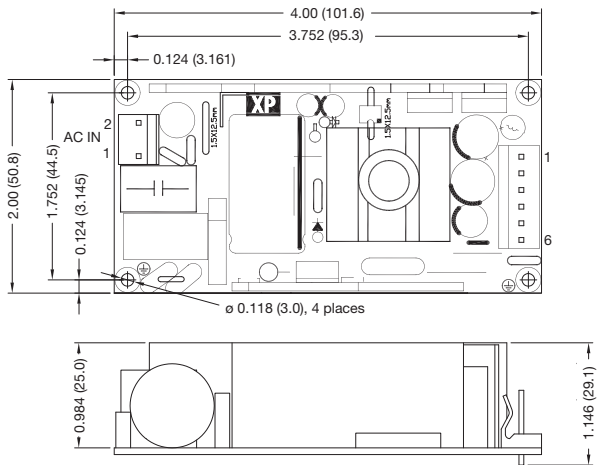
Output Voltage ⁽⁶⁾	Output Current		OVP Setting ⁽⁵⁾	Efficiency ⁽⁴⁾	Model Number
	Nominal	Peak ⁽³⁾			
5.0 V	12.00 A	15.00 A	7.0 V	80%	VFT80US05
12.0 V	6.67 A	8.34 A	16.0 V	87%	VFT80US12
15.0 V	5.53 A	6.91 A	18.0 V	87%	VFT80US15
24.0 V	3.33 A	4.16 A	30.0 V	88%	VFT80US24

Notes

1. Load regulation is measured from 60% to full load and from 60% to 20% load (60% ±40% full load).
2. Measured at the output connector with a 0.1 μF ceramic capacitor and a 10 μF electrolytic capacitor.
3. Peak load lasting <30 s with a maximum duty cycle of 10%, average output power not to exceed nominal.
4. Average of efficiencies measured at 25%, 50%, 75% & 100% load and 230 VAC input
5. Typical trip point.
6. Other voltages between 5 V & 30 V are available on request, contact sales for details.

Mechanical Details

VFT80US05



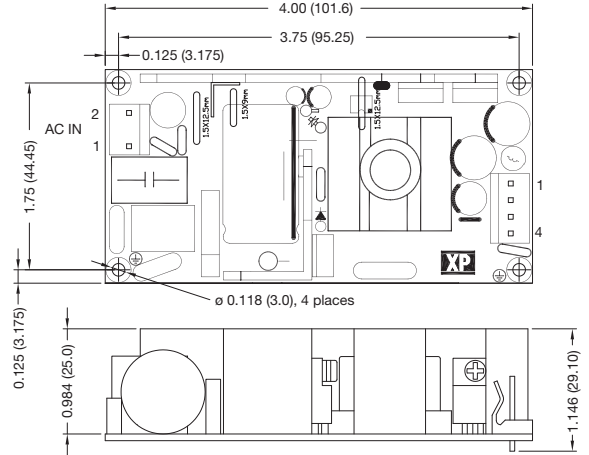
Output Connector			
Pin 1	+Vout	Pin 4	-Vout
Pin 2	+Vout	Pin 5	-S
Pin 3	-Vout	Pin 6	+S

Only 5 V Version has pins 5 & 6 fitted.
 5 V Mates with: Molex Housing 09-50-3061 and Molex Series 2878 crimp terminals
 Others mates with: Molex Housing 09-50-3041 and Molex Series 2878 crimp terminals.

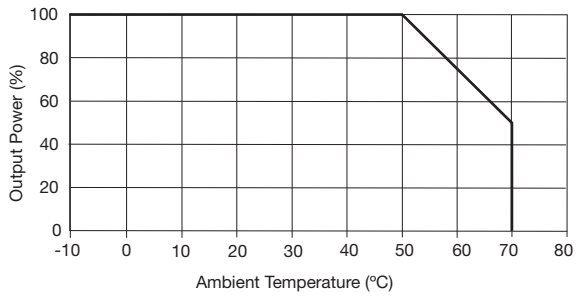
Input Connector	
Pin 1	Neutral
Pin 2	Live

Mates with: Molex Housing 09-50-3031 and Molex Series 2878 crimp terminals.
 Mounting holes marked with ⊕ must be connected to safety earth

VFT80US12 - US24



Derating Curve



Notes

1. All dimensions shown in inches (mm).
2. Weight: 0.29 lbs (130 g) approx
3. Tolerance: x.xx = ±0.04 (x.x = ±0.1); x.xxx = ±0.2 (x.xx = ±0.5)



Данный компонент на территории Российской Федерации

Вы можете приобрести в компании MosChip.

Для оперативного оформления запроса Вам необходимо перейти по данной ссылке:

<http://moschip.ru/get-element>

Вы можете разместить у нас заказ для любого Вашего проекта, будь то серийное производство или разработка единичного прибора.

В нашем ассортименте представлены ведущие мировые производители активных и пассивных электронных компонентов.

Нашей специализацией является поставка электронной компонентной базы двойного назначения, продукции таких производителей как XILINX, Intel (ex.ALTERA), Vicor, Microchip, Texas Instruments, Analog Devices, Mini-Circuits, Amphenol, Glenair.

Сотрудничество с глобальными дистрибьюторами электронных компонентов, предоставляет возможность заказывать и получать с международных складов практически любой перечень компонентов в оптимальные для Вас сроки.

На всех этапах разработки и производства наши партнеры могут получить квалифицированную поддержку опытных инженеров.

Система менеджмента качества компании отвечает требованиям в соответствии с ГОСТ Р ИСО 9001, ГОСТ РВ 0015-002 и ЭС РД 009

Офис по работе с юридическими лицами:

105318, г.Москва, ул.Щербаковская д.3, офис 1107, 1118, ДЦ «Щербаковский»

Телефон: +7 495 668-12-70 (многоканальный)

Факс: +7 495 668-12-70 (доб.304)

E-mail: info@moschip.ru

Skype отдела продаж:

moschip.ru

moschip.ru_4

moschip.ru_6

moschip.ru_9